

Alcatel-Lucent Rainbow Connector for Microsoft Teams User Guide

[Home](#) » [Alcatel-Lucent](#) » Alcatel-Lucent Rainbow Connector for Microsoft Teams User Guide 



Contents

- [1 On computer](#)
- [2 Features](#)
- [3 Overview of Rainbow Connector for MS Teams](#)
- [4 Call a number or a contact](#)
- [5 See a list of recent calls](#)
- [6 Manage your phone routing](#)
- [7 Manage your preferences](#)
- [8 Manage your phone calls and preferred device](#)
- [9 Documents / Resources](#)
 - [9.1 References](#)
- [10 Related Posts](#)

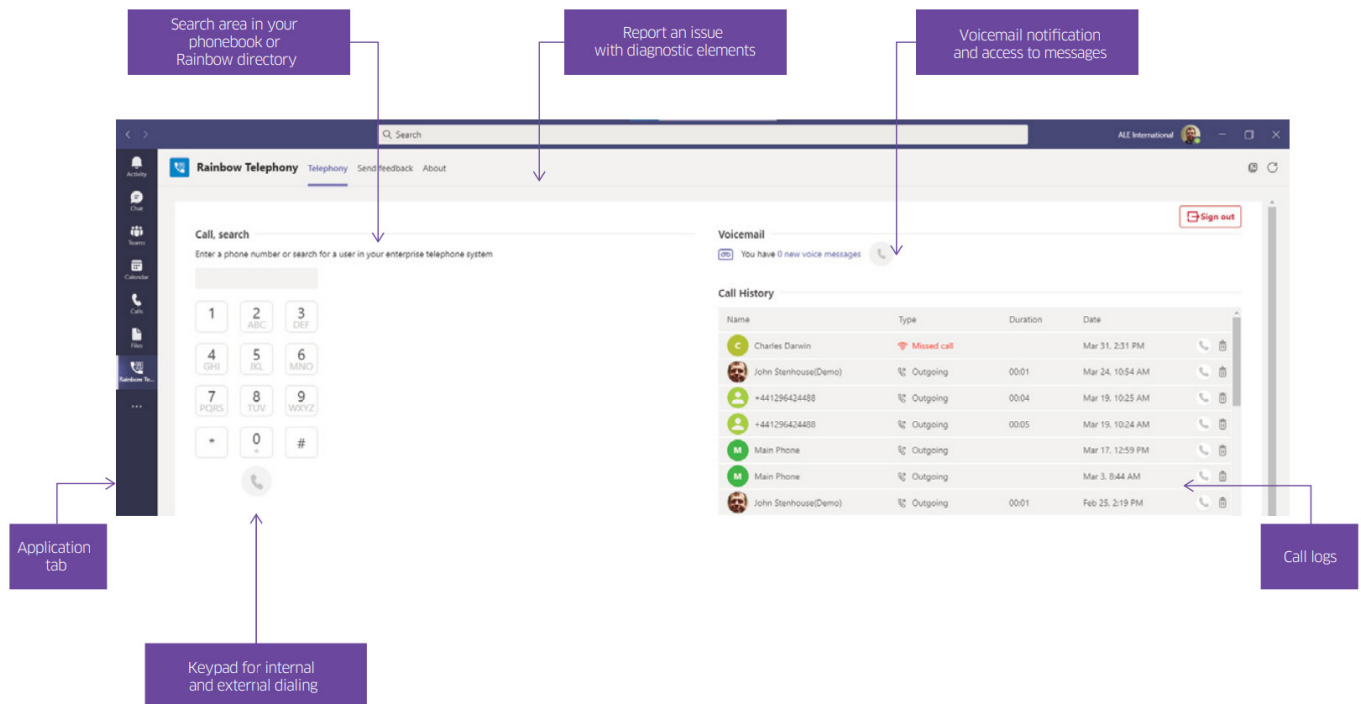
On computer

The Rainbow™ Connector is designed to work with Microsoft Teams® (as a Power App). It enables you to operate your usual telephone line at all times, fully transparent for people calling you, and the people you call.

Features

- Rich telephony features, click-to-call, softphone platform (Voice over IP using your computer or mobile phone), use of a fixed or mobile telephone line
- Call waiting, transfer, three-way conference, call hold, call forwarding to voicemail or another number
- Voice message notification and remote message access
- Detailed call history indicators: Made, received, missed call notification
- Microsoft Outlook® add-in: Initiate a phone call from an email or a personal contact
- Search for contacts in the phone book and Rainbow directory
- Send comments about a problem (with logs)

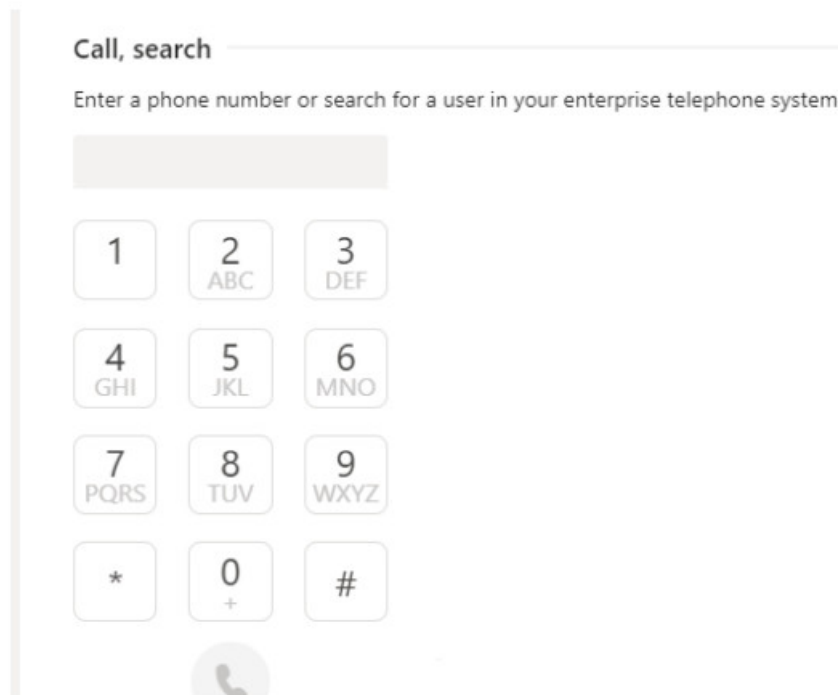
Overview of Rainbow Connector for MS Teams



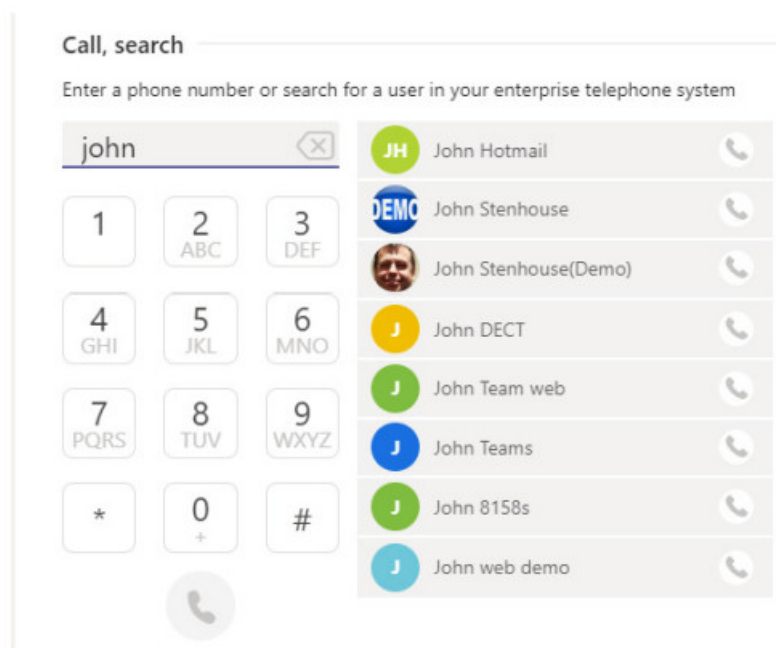
Quick Start Guide

Rainbow Connector for Microsoft Teams

Call a number or a contact





















































Initiate a call from the keypad (internal or external number)



Search for a contact in your phone book or Rainbow directory and start the call with one click

See a list of recent calls

Call History

Name	Type	Duration	Date	
 Charles Darwin	 Missed call		Mar 31, 2:31 PM	 
 John Stenhouse(Demo)	 Outgoing	00:01	Mar 24, 10:54 AM	 
 +441296424488	 Outgoing	00:04	Mar 19, 10:25 AM	 
 +441296424488	 Outgoing	00:05	Mar 19, 10:24 AM	 
 Main Phone	 Outgoing		Mar 17, 12:59 PM	 
 Main Phone	 Outgoing		Mar 3, 8:44 AM	 
 John Stenhouse(Demo)	 Outgoing	00:01	Feb 25, 2:19 PM	 
 +441463250275	 Outgoing		Feb 24, 1:43 PM	 
 John Teams (Demo) Conference call initiated by John Teams (D	 Outgoing	01:59	Feb 12, 11:40 AM	
 Virtual Nomadic Virtual Nomadic	 Outgoing	00:04	Feb 12, 11:39 AM	 
 John STENHOUSE	 Incoming	01:17	Feb 12, 11:38 AM	 
 John STENHOUSE	 Missed call		Feb 12, 11:38 AM	 
 John STENHOUSE	 Incoming	00:04	Feb 12, 9:47 AM	 
 John STENHOUSE	 Outgoing	00:04	Feb 12, 9:46 AM	 
 Richard ELLIOTT	 Outgoing	00:04	Feb 12, 9:45 AM	 

Call history (incoming, outgoing, unanswered) with the ability to call back contact or number, or to delete an entry

Manage your phone routing

Telephony settings

Select your current phone

Select the device to make and receive phone calls

- ☒ Computer (VoIP)
- ☐ Office phone
- ☐ Enter a number

Choose the device to make your calls, depending on your work situation

Forward your calls

Redirect phone calls to your voicemail or a phone number when you are

- ☒ Do not forward calls
- ☐ Voicemail
- ☐ Enter a number

Redirect all your calls to your voicemail or another line

Manage your preferences

Phone numbers

Extension Number

218

Work mobile

Personal phone

Personal mobile

Outlook

- ☒ Activate Microsoft Outlook integration (restart Outlook if option is changed)

Start a call

- ☒ Select a phone number from any application and use a keyboard shortcut to initiate the call

NONE ▾

F6 ▾

Close

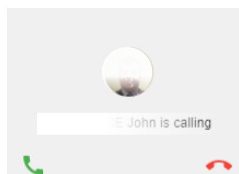
Save

Your line number
(cannot be
changed)

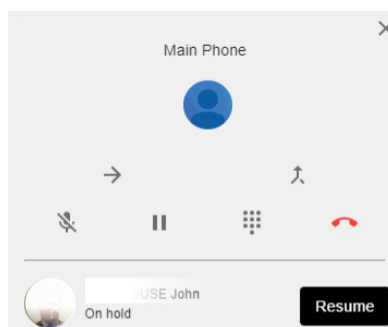
Enter the
numbers you
want to use
on a daily basis

Click-to-call from
any number on
your workstation

Manage your phone calls and preferred device

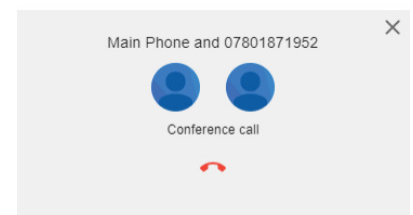


Incoming call notification

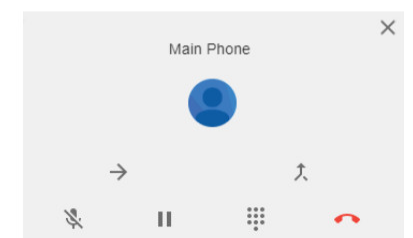
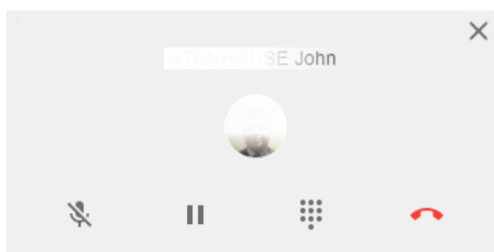


Call waiting


i Note: These windows can be closed and/or moved



3-party conferencing



Documents / Resources

	<p>Alcatel-Lucent Rainbow Connector for Microsoft Teams [pdf] User Guide</p> <p>Rainbow Connector for Microsoft Teams, Rainbow Connector, Microsoft Teams Rainbow Connector, Microsoft Rainbow Connector</p>
---	--

References

- [ALE Home | Alcatel-Lucent Enterprise](#)
- [ALE Home | Alcatel-Lucent Enterprise](#)