



## ALARM COM ADC-CC100 Connected Car and Fleet Connector Instructions

[Home](#) » [ALARM COM](#) » ALARM COM ADC-CC100 Connected Car and Fleet Connector Instructions 

ALARM COM ADC-CC100 Connected Car and Fleet Connector



## Contents

### [1 What features are available with Connected Car?](#)

### [2 Documents / Resources](#)

#### [2.1 References](#)

## What features are available with Connected Car?

The following features are available with Connected Car on [Alarm.com](#).

### **Self-Installation**

[Alarm.com](#)'s Connected Car has a step-by-step guide on the Add Device Portal that walks the user through how to install the Car Connector.

### **Alarm.com Places**

Connected Car allows users to automate smart home settings based on the location of their vehicle. This can save them time and money by enabling Alarm.com Places to automatically adjust and send alerts for home automation devices.

When the Car Connector is added to the account, it is automatically added as a Geo-Device.

**Note:** Connected Car uses GPS accuracy, which allows for the use of a smaller Geo-Fence.

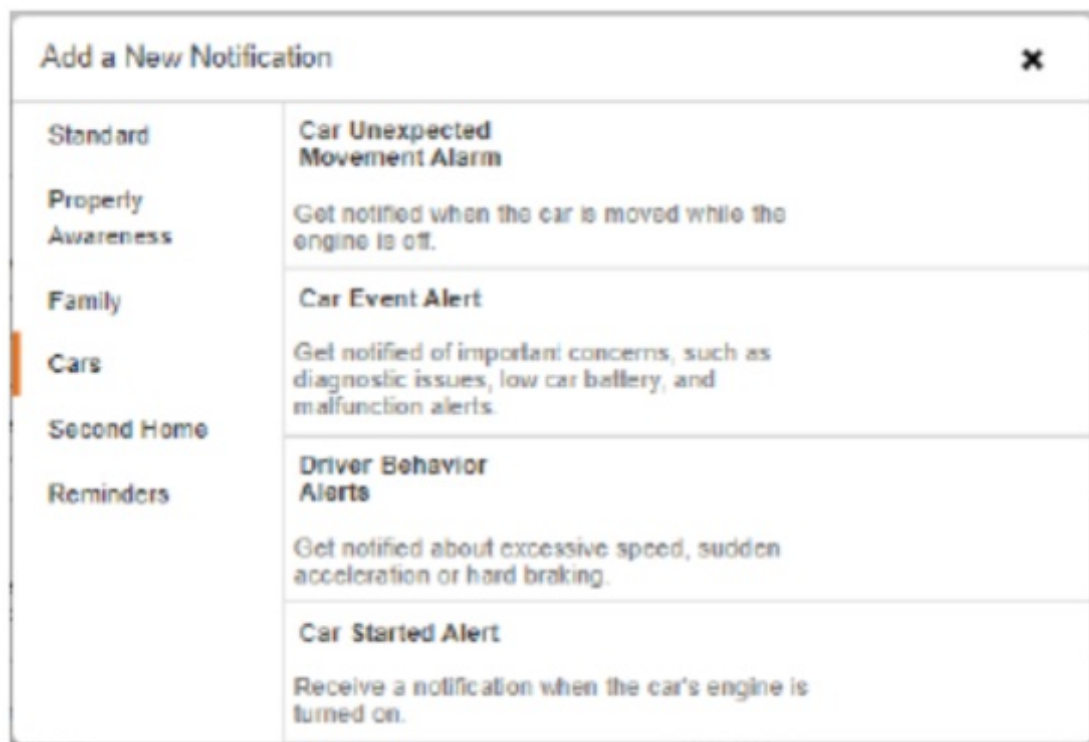
### **Home automation and alerts**

The following home automation and alerts can be created when Alarm.com Places is configured:

- Trigger lights when the car's Geo-Device leaves or enters a Geo-Fence.
- Trigger thermostats when the car's Geo-Device leaves or enters a Geo-Fence.
- Pause video rules while the car's Geo-Device is within a Geo-Fence.
- Send alerts if the car's Geo-Device leaves a Geo-Fence without closing the garage door, locking the front door, or arming the system.

### **Vehicle Monitoring Notifications**





Connected Car allows users to monitor their vehicle's location, diagnostics, and behavior. When users configure notifications, they can receive alerts about vehicle maintenance, unexpected movement, and more! Connected Car provides constant awareness and helpful insights, even when the car is parked with the engine off.



Thresholds for these alerts can be configured by going to the Car Settings page using the customer website or customer app.

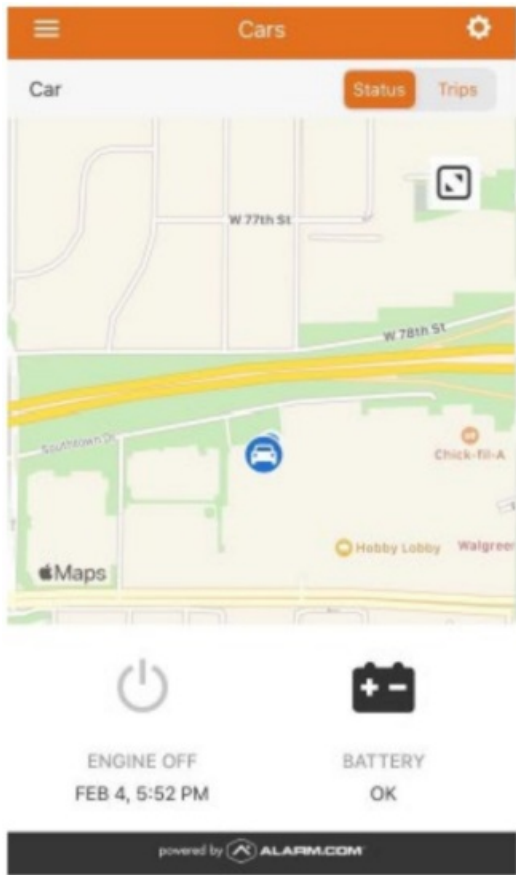
### **View Real-time Data**

Maintenance alerts and real-time data in the mobile app help keep vehicles in good working order.

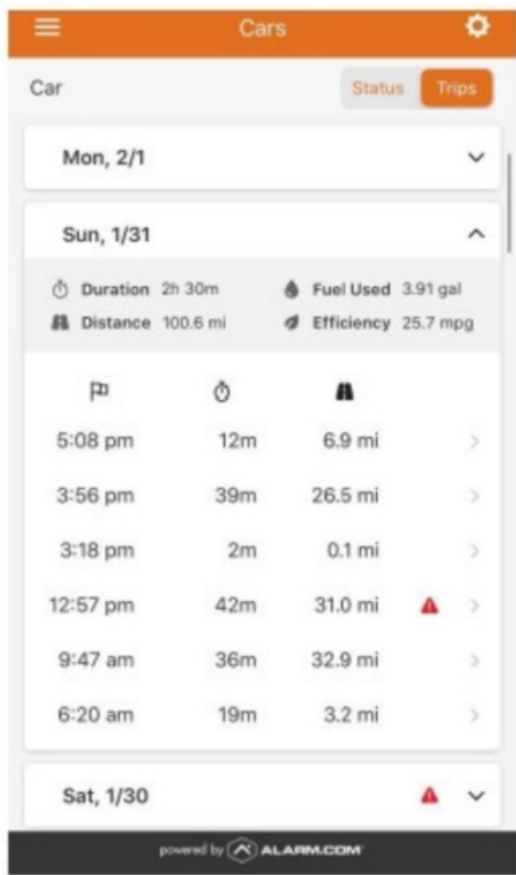
-  Check Engine
-  Low battery
-  Low Fuel
-  Car Location and trips

The following images display the Cars section on the customer app:

Car Status



Car Trips



Car trip Selection

