


## ALANTOP 5083301544 Smart Desk Lamp with WiFi APP Control User Guide

[Home](#) » [ALANTOP](#) » ALANTOP 5083301544 Smart Desk Lamp with WiFi APP Control User Guide 

ALANTOP 5083301544 Smart Desk Lamp with WiFi APP Control



## Contents

- 1 Product features
- 2 Parameters
- 3 Product functions diagram
- 4 Download APP
- 5 Log in/Register an account
- 6 APP connection
- 7 Third-Party Voice Services
- 8 How to create/dismiss device groups?
- 9 WIFI Music+IR remote controller manual
- 10 Product introduction
- 11 Remote control operation introduction
- 12 Documents / Resources
  - 12.1 References

## Product features

- WIFI+IR control



- Voice and intelligent speaker control



- Time switch



- APP music and local music supported



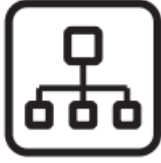
- Complete range of RGB +CCT strip available



- 1-100% stepless dimming



- Remote controllable after connect to internet



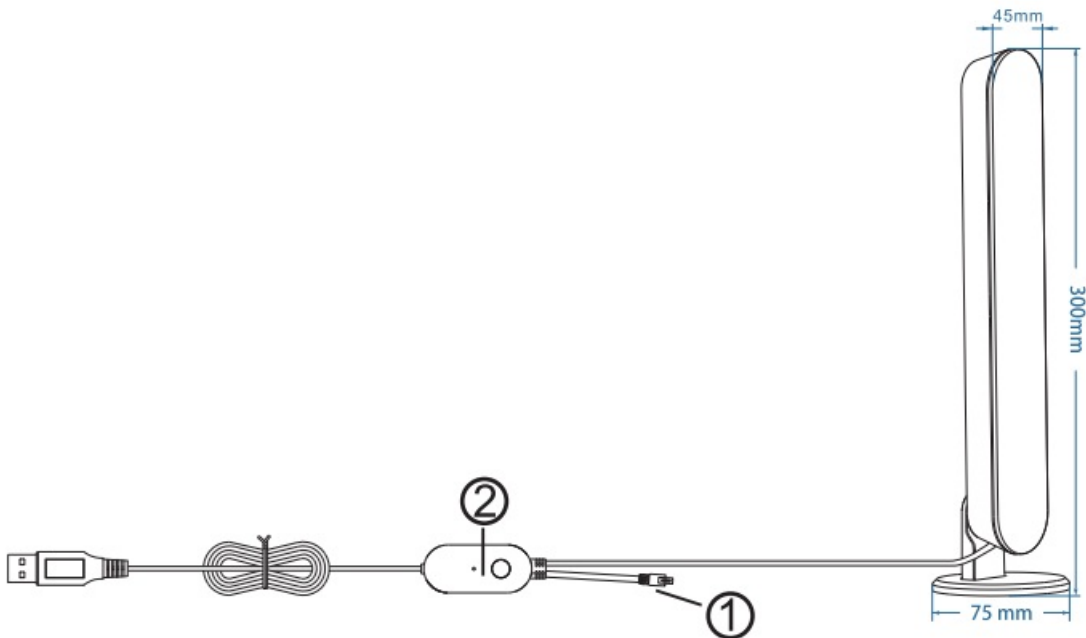
- Both phone MIC and external MIC supported



## Parameters

| Model No.   | Color   | Input voltage |
|-------------|---------|---------------|
| FWWPA1-1501 | RGB+CCT | 5Vdc          |


## Product functions diagram




1. IR receiver
2. Function button:
  1. Turn ON
  2. Turn OFF(two short click)
  3. Modes Change
  4. Long press the button for over 5 seconds to reset or network pairing

## Download APP

1. Search the APP- "SMART LIFE"from Apple store or Google Play.



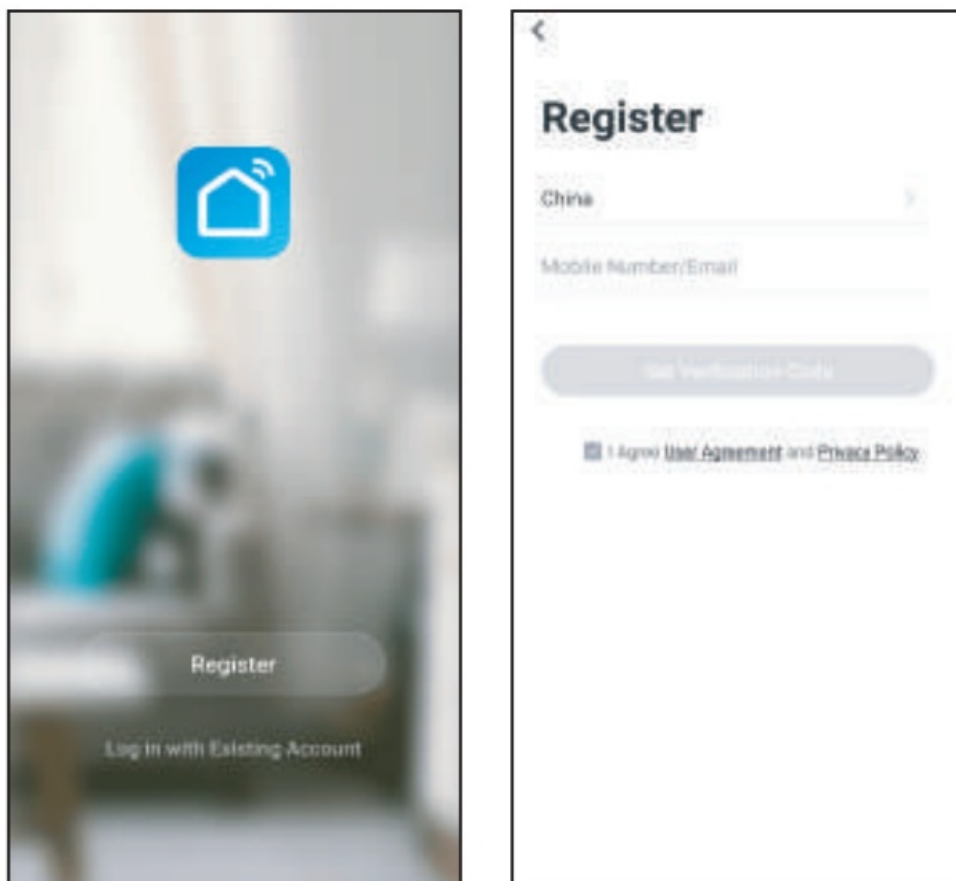
2. Scan the QR code from the label or user manual.



The APP compatible with Android 5.0 and IOS 10.0 or higher version.

## Log in/Register an account

Open the APP – "Smart Life", sign up for a new account or log in with an existing account.



## APP connection

### 1. Preparation Jobs:

1-1: Please ensure that your phone's Bluetooth and 2.4Ghz Wi-Fi are working

1-2: Please make sure your phone and Smart desk lamp are connected to same 2.4Ghz Wi-Fi

### 2. How to use the Phone connect the Alan top Desk Lamp?

2-1: After powering on the desk lamp, it will go Blink Quickly ( if not, just press the button on the controller more than 5 seconds)

2-2: Please Open " Smart Life " APP and enter the Home of Page



- Bluetooth is on, The home of page will show you the device, just click and add it



- If not, Please click "+" and choose "ADD Device", and then the click "lighting" , the last, choose "Strip Lights ( BLE+Wi-Fi)"



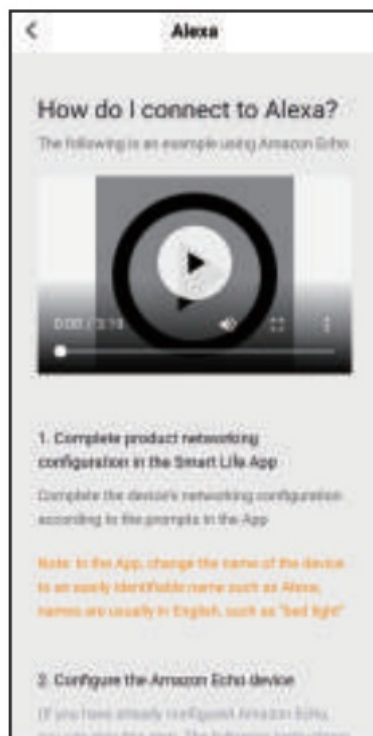
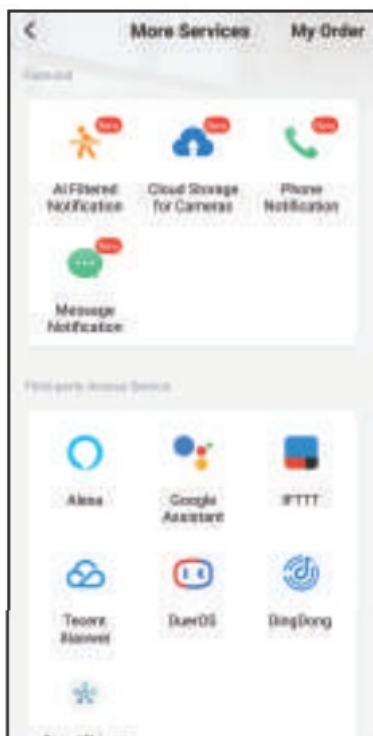
- Please enter your 2.4Ghz Wi-Fi information and waiting for pairing



## Third-Party Voice Services

In the Smart Life APP:

1. CD Find more service in "Me" menu, and find "More service".
2. you'll find the third-party access service (Alexa/Google Assistant/SmartThings/IFTTT etc) , select the service you need. Connect to the third-party service device according to the operation guide.

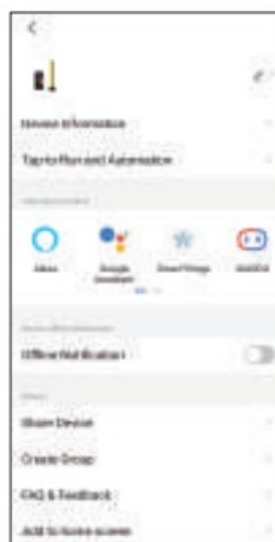


Please contact customer service for any update of product or APP.

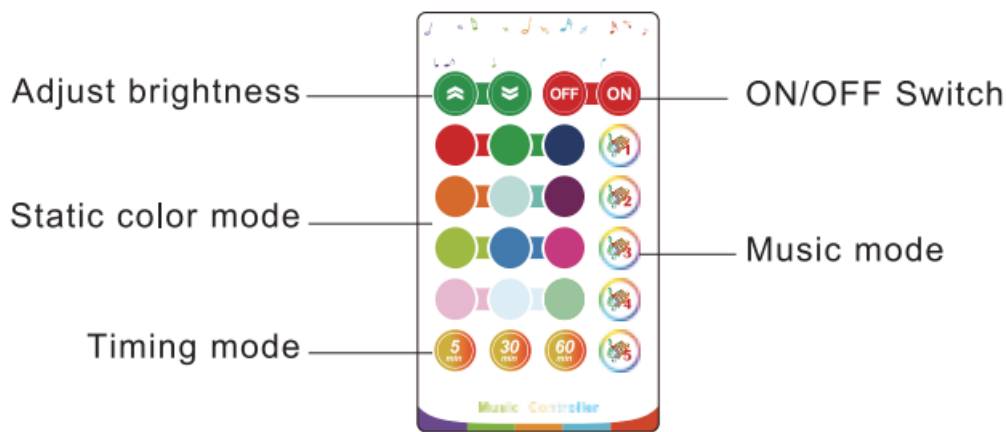
## How to create/dismiss device groups?

Please you do so:

1. Tap a device in the device list to enter the device's control panel.
2. Tap the button in the upper right corner to enter the device editing page.
3. Tap Create Group. On the Select Device page, all devices that have been added to the account and have the same model as the device are displayed.
4. On the device group page, click the button in the upper right corner to enter the settings page, and click the "Dismiss Group" button at the bottom of the page to dismiss this device group.
5. If you want to manage different types of devices or devices that don't support groups, you can add these devices to one "Tap-To-Run/ Automation" to meet your needs.
6. If the group creation fails, please click to view the solution.



## WIFI Music+IR remote controller manual



### Product introduction

24-key infrared remote control can remotely realize the functions of dimming, color adjustment, mode, and music, 5 modes of remote control music directly as external microphone.

### Remote control operation introduction


When using, first remove the tail PVC sheet, When the controller is under the pairing process, the remote controller can't work.

| Features                       | Operation   | Buttons |
|--------------------------------|-------------|---------|
| ON/OFF                         | Short press |         |
| Static brightness adjustment   | Short press |         |
|                                | Long press  |         |
| Static color                   | Short press |         |
| White (RGB mixed)              | Short press |         |
| Static modes<br>Timed shutdown | Short press |         |
| Music modes                    | Short press |         |





## Documents / Resources



[ALANTOP 5083301544 Smart Desk Lamp with WiFi APP Control](#) [pdf] User Guide  
5083301544 Smart Desk Lamp with WiFi APP Control, 5083301544, Smart Desk Lamp with Wi  
Fi APP Control, Desk Lamp with WiFi APP Control, Lamp with WiFi APP Control

## References

- [User Manual](#)