

AK
3GEN
Interactive
AK11263 Frost
Effect



AK Interactive AK11263 Frost Effect User Guide

[Home](#) » [AK Interactive](#) » AK Interactive AK11263 Frost Effect User Guide 

Contents

- [1 AK Interactive AK11263 Frost Effect](#)
- [2 Product Usage Instructions:](#)
- [3 HOW TO USE PRODUCT GUIDE](#)
- [4 HOW TO USE](#)
- [5 FAQs](#)
- [6 Documents / Resources](#)
 - [6.1 References](#)



AK Interactive AK11263 Frost Effect



Specifications

- Product Name: Frost Effect AK1263
- Usage: Achieve a realistic scaled frost effect on figure bases, vegetation, trees, ice slabs, scenery, vehicles, or accessories
- Application: Direct application with a brush or airbrush

Product Usage Instructions:

1. **Shake Well:** Before use, shake the Frost Effect product well to ensure proper consistency.
2. **Application:** Frost Effect can be directly applied from the jar using a brush or an airbrush.
3. **Controlled Application:** For a more controlled application, use a brush to apply the product. The more product you use, the more frost effect you will achieve.
4. **Drying:** Allow the applied Frost Effect to dry on the base or vegetation. The frost effect will manifest as whitish crystals.

HOW TO USE PRODUCT GUIDE

FROST EFFECT



Video: "How to Use"



V. English



V. Español

This acrylic effect has been formulated to achieve a realistic scaled frost effect on figure bases, vegetation, trees, ice slabs or any type of scenery, vehicles or accessories.





HOW TO USE

Shake well

- Frost Effect is formulated for direct application with a brush. It can also be applied with an airbrush.
- The product can be used directly from the jar. The more you use, the more frost effect you get. With the brush, we can achieve a more controlled application.
- Once applied, let it dry on the base or vegetation. The frost effect will appear in the form of whitish crystals.



- The time and intensity to begin noticing the effect may vary depending on the amount we have applied and the environmental conditions.



FAQs


Q: How long does it take for the frost effect to appear?

A: The time and intensity for the frost effect to appear may vary depending on the amount applied and environmental conditions. Generally, you should start noticing the effect once the product has dried.

Q: Can the Frost Effect be used on any surface?

A: Yes, Frost Effect can be used on various surfaces including figure bases, vegetation, trees, ice slabs, scenery, vehicles, or accessories to achieve a frost effect.

Documents / Resources

	<p>AK Interactive AK11263 Frost Effect [pdf] User Guide AK11263 Frost Effect, AK11263, Frost Effect, Effect</p>
---	---

References

- [User Manual](#)

[Manuals+](#), [Privacy Policy](#)

This website is an independent publication and is neither affiliated with nor endorsed by any of the trademark owners. The "Bluetooth®" word mark and logos are registered trademarks owned by Bluetooth SIG, Inc. The "Wi-Fi®" word mark and logos are registered trademarks owned by the Wi-Fi Alliance. Any use of these marks on this website does not imply any affiliation with or endorsement.