



# AJG R603 Carplay 3 In 1 Android Box Mini User Manual

[Home](#) » [AJG](#) » AJG R603 Carplay 3 In 1 Android Box Mini User Manual 

## Contents

- [1 AJG R603 Carplay 3 In 1 Android Box Mini](#)
- [2 Product Information](#)
- [3 Product Usage Instructions](#)
- [4 Interface Description](#)
- [5 Connected Car](#)
- [6 LED status](#)
- [7 Packing List](#)
- [8 Product Specification](#)
- [9 FCC warning statements](#)
- [10 Documents / Resources](#)
- [11 Related Posts](#)



**AJG R603 Carplay 3 In 1 Android Box Mini**



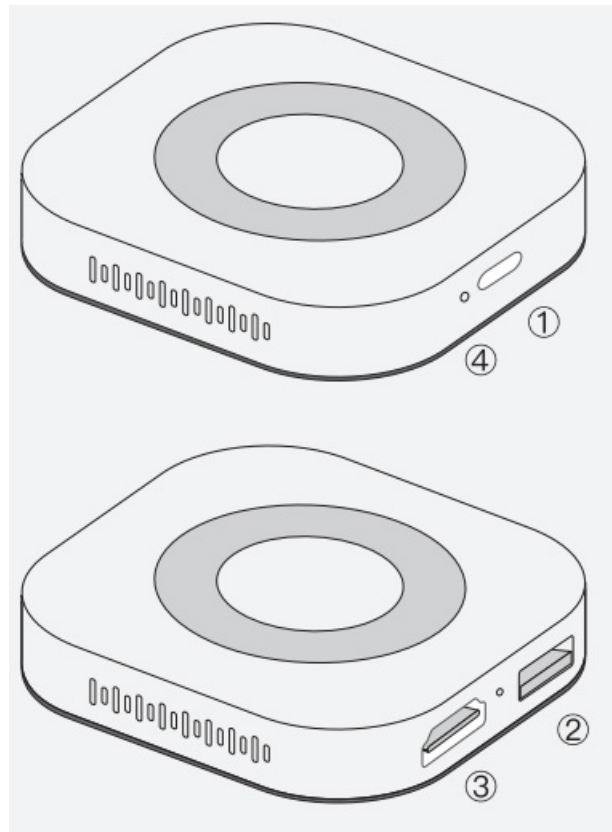
## **Product Information**

This device is compliant with part 15 of the FCC Rules and has been evaluated to meet general RF exposure requirements. It should be installed and operated with a minimum distance of 20cm between the radiator and the user's body. Any changes or modifications to this device not approved by the manufacturer may void the user's authority to operate the equipment.

## **Product Usage Instructions**

1. Make sure the device is installed at a distance of at least 20cm from your body.
2. Do not attempt to make any changes or modifications to the device as it may void your authority to operate it.
3. Operate the device within the specified limits and conditions mentioned in the user manual.
4. In case of any interference or undesired operation, stop using the device and contact the manufacturer for assistance.
5. Follow all other instructions and precautions mentioned in the user manual for safe and optimal usage of the device.

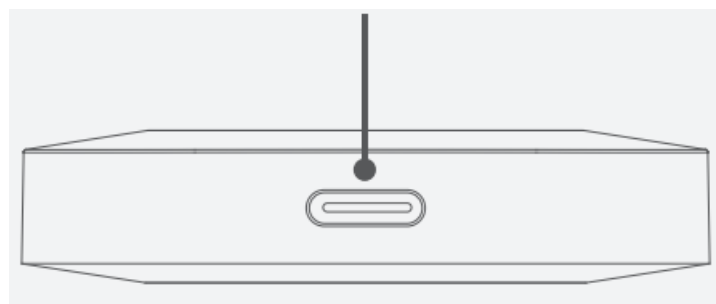
## **Interface Description**



1. **TYPE-C Port:** Connect and plug into original car USB
2. **USB Port:** Can be connected to U disk or USB wireless receiver
3. **HDMI** high-definition interface
4. **LED Light:** system status indicator

## Connected Car

Insert the type-C into the Android Box, and connect the other end to the USB and Type-C data ports of the original car



## LED status

- **Power on:** blue light flashes
- **Working:** The blue light is always on
- **CarPlay:** Blue light breathing
- **Upgrade:** red light flashing/long on

## Packing List

- Android Box\*1
- USB to Type-C\*1
- Type-C to Type-C \*1
- Product Description \*1
- Certificate \*1

## Product Specification

- **Model:** R603
- **System:** Android 11
- **Hardware:** CPU 4core 1.5GHz
- **Network:** WiFi2.4Ghz/5Ghz, BT5.0
- **Interface:** USB\*1, Type-C\*1, HDMI\*1
- **Operating environment:** -20°C~ 70°C
- **Size:** 70\*70\*17mm

Scan code to view function help




## FCC warning statements

- This equipment has been tested and found to comply with the limits for a Class B digital device, pursuant to part 15 of the FCC Rules. These limits are designed to provide reasonable protection against harmful interference in a residential installation. This equipment generates, uses and can radiate radio frequency energy and, if not installed and used in accordance with the instructions, may cause harmful interference to radio communications.
- However, there is no guarantee that interference will not occur in a particular installation. If this equipment does cause harmful interference to radio or television reception, which can be determined by turning the equipment off and on, the user is encouraged to try to correct the interference by one or more of the following measures:
  - Reorient or relocate the receiving antenna.
  - Increase the separation between the equipment and receiver.
  - Connect the equipment into an outlet on a circuit different from that to which the receiver is connected.
  - Consult the dealer or an experienced radio/TV technician for help.

- Caution: Any changes or modifications to this device not explicitly approved by manufacturer could void your authority to operate this equipment.
- This device complies with part 15 of the FCC Rules. Operation is subject to the following two conditions:
  1. This device may not cause harmful interference,
  2. this device must accept any interference received, including interference that may cause undesired operation.
- The device has been evaluated to meet general RF exposure requirement This equipment complies with FCC radiation exposure limits set forth for an uncontrolled environment.
- This equipment should be installed and operated with minimum distance 20cm between the radiator & your body.

## Documents / Resources

	<p><a href="#">AJG R603 Carplay 3 In 1 Android Box Mini</a> [pdf] User Manual            2BAF2-AJG, 2BAF2AJG, Carplay 3 In 1 Android Box Mini, 3 In 1 Android Box Mini, Box Mini, M            ini Box, R603 Carplay 3 In 1 Android Box Mini</p>
---	--