




AJAZZ AK873 Mechanical Keyboard User Manual

[Home](#) » [AJAZZ](#) » AJAZZ AK873 Mechanical Keyboard User Manual 

AJAZZ[®]
×
NACODEX
AK873 Mechanical Keyboard
User Manual



Contents

- [1 AK873 Mechanical Keyboard](#)
- [2 Product Specifications](#)
- [3 The Switch Indicator Light Description](#)
- [4 Mode Connection Description](#)
- [5 Description of Lighting Mode](#)
- [6 Description of Key Compound Functions](#)
- [7 Documents / Resources](#)
- [8 Related Posts](#)

AK873 Mechanical Keyboard

Thank you very much for purchasing our A.IAll AK873.

This product has various cool functions and lighting effects. I hope it can bring you a new operating experience.

Product Specifications

Brand: A.M.22

Model: AK873

Transmission Method: USB wired+2.4G wireless+5.0

Bluetooth Interface Type: Type-C

Product Size: 356x130x35mm

Product Weight: 1095g

Lithium Battery: 2500mAh

Shell Material: ABS injection

Keycap Material: PBT dye sublimation keycaps

Wire Length: 1.6M


Lighting Effects: RGB, 18 kinds of lighting effects


Key Layout: 87 keys Anti-Ghosting: 87 keys

Compatible System: Windows Vista/7/8/10/11, MAC, Android

The Switch Indicator Light Description

Indicator Light

Indicator Light  : Upper and lower case indicator light;

Indicator Light  : Low battery alarm indicator. (The red light flashes quickly when the battery is low, the red light is always on when charging, and turns off when fully charged)

Power Switch

Power Switch ON/OFF

The battery can be charged by connecting to wired power regardless of the current switch mode.

Sleep Mode

Power saving sleep mode: after 5 minutes of keyboard keyless operation, the backlight will be turned off, press any key to wake up the keyboard backlight and connect Bluetooth/2.4G back;

Deep sleep mode: after 30 minutes of keyboard keyless operation, the keyboard is in deep standby mode.

Bluetooth/2.4G is disconnected and hibernates. Press any key to wake up the keyboard backlight and connect Bluetooth/2.4G back.

Mode Connection Description

0). Bluetooth Mode Connection: FN+Q / W / E

Bluetooth Name: AK873 BT5.0; Long press FN+Q/W/E key combination for 3 seconds to pair, Q key light (blue light) flash quickly into code mode, The connection is successful, and the light is restored to normal.

Short press FNM)JW/E combination key to switch Bluetooth channel. The paired Q/W/E key light blinks slowly, indicating that the connection is successful light return to normal light effect.

(2). 2.46 Mode Connection: FN+R Long press FN+R to enter 2.4G strong code matching, R key light (green light) quickly flashes to enter the code matching mode, the light is restored to the default state.

3). Wired Mode Connection: FN+TAB FN+TAB switches to wired mode, and the backlight flashes three times.

Description of Lighting Mode

FN+\ | Light effect switching, 18 kinds of light effects cycle in turn

FN+1!, 2@, 3# can customize three sets of game lighting effects:

FN+1!: Default FPS Mode-W / A/ S/ D / ↑ / ↓ / ← / →

FN+2@: Default LOL mode-Q /W/ E/ R / D/G/F/B/V/ L-Ctrl / L-Alt/ Tab /Space / 1-6 / Esc

FN+3#: Default 37-key office mode: A-Z 26 English letters / [/] / ; / . / // / ↑ /↓ /← /→

FN+-: Select one group according to the lighting effect of the above three game modes, and press FN+- key to record the lighting mode. Press the button once during recording to change one color, a total of 8 colors. Press again to turn off the light, and then press FN+- key to save after recording.

FN+ ↑: The backlight flashes 3 times when the light brightness + (five gears) limit is indicated

FN+ ↓: Light brightness – (five gears), the backlight is turned off at the limit

FN+←: Dynamic light direction switching

FN+ →*: Toggle backlight color

FN+ -_: Light speed – (five gears) when the backlight flashes 3 times at the limit

FN+ =+: TLight speed + (five gears) when the backlight flashes 3 times at the limit.

Description of Key Compound Functions

FN+F1: Multimedia Player

FN+F2: Volume Down

FN+F3: Volume Up

FN+F4: Mute

FN+F5: Stop Playing

FN+F6: Previous Song

FN+F7: Play/Pause

FN+F8: Next Song

FN+F9: Mail FN+F10: Browser

FN+F11: My Computer

FN+F12: Calculator

FN+Left WIN: Lock the left w'ridow function (Win lock light, he win key light flashes to indicate lock, and the normal light effect will be restored after unlocking)

FN+ space bar: Hold down the key for 3-5 seconds to restore default Settings


FN+X: turn off/on the backlight

FN +A: Mac

FN+S: Windows (default)



Documents / Resources

	<p>AJAZZ AK873 Mechanical Keyboard [pdf] User Manual AK873 Mechanical Keyboard, AK873, Mechanical Keyboard, Keyboard</p>
---	--