



AJAZZ AK873 BT Three Modes Mechanical Keyboard User Guide

[Home](#) » [AJAZZ](#) » **AJAZZ AK873 BT Three Modes Mechanical Keyboard User Guide** 

AJAZZ AK873 BT Three Modes Mechanical Keyboard User Guide



Thank you very much for purchasing our AJAZZ AKST3. This product has various cool functions and lighting effects. I hope it can bring you a new operating experience.

Contents

- [1 Product Specifications](#)
- [2 The Switch Indicator Light Description](#)
- [3 Mode Connection Description](#)
- [4 Description of Lighting Mode](#)
- [5 Description of Key Compound Functions](#)
- [6 Documents / Resources](#)
- [7 Related Posts](#)

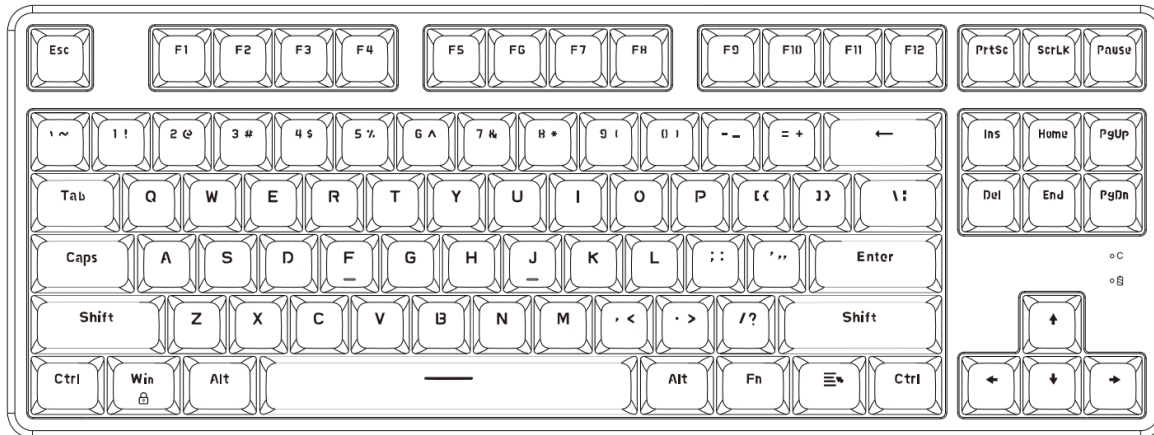
Product Specifications

Brand: AJAZZ

Model: AK8T3

Transmission Method: USB wired+2.4G wireless+5.0 Bluetooth

Interface Type: Type-C
Product Size: 356x130x35mm
Product Weight: 1095g
Lithium Battery: 2500mAh
Shell Material: ABS injection
Keycap Material: PBT Double Shot
Wire Length: 1.6M
Lighting Effects: RGB, 18 kinds of lighting effects
Key Layout: 87 keys
Anti-Ghosting: 87 keys
Compatible System: Windows Vista//8/10/11, MAC. Android



The Switch Indicator Light Description

Indicator Light

Indicator Light @: Upper and lower case indicator light;

Indicator Light 8 : Low battery alarm indicator. (The red light flashes quickly when the battery is low, the red light is always on when charging, and turns off when fully charged)

Power Switch

Power Switch ON/OFF

The battery can be charged by connecting to wired power regardless of the current switch mode.

Sleep Mode Power saving leep mode: after 5 minutes of keyboard keyless operation, the backlight will be turned off, press any key to wake up the keyboard backlight and connect Bluetooth/2.4G back;

Deep sleep mode: after 30 minutes of keyboard keyless operation, the keyboard is in deep standby mode. Bluetooth/2.4G is disconnected and hibernates. Press any key to wake up the keyboard backlight and connect Bluetooth/2.46 back.

Mode Connection Description

1. Bluetooth Mode Connection: FN+Q /W E

Bluetooth Name: AKST3 BTS.0; Long press FN+Q/W/E key combination for 3 seconds to pair, Q key light (blue light) flash quickly into code mode The connection is successful, and the light is restored to normal

Short press FN+Q/W/E combination key to switch Bluetooth channel. The paired Q/W/E key light blinks slowly, indicating that the connection is successful light return to normal light effect.

2. 246 Mode Connection:

FN+R Long press FN+R to enter 2.4G strong code matching, R key light (green light) quickly flashes to enter the code matching mode, the « light is restored to the default state.

3. Wired Mode Connection:

FN+TAB FN+TAB switches to wired mode, and the backlight flashes three times.

Description of Lighting Mode

FN+\\ Light effect switching, 18 kinds of light effects cycle in turn

FN+11, 2@, 3¢ can customize three sets of game lighting effects:

FN+11: Default FPS Mode—W / A / S / D / 1 / 4 [« [~

FN+2@: Default LOL mode—Q / W / E / R / D / G / F / B / V / L - Ctrl / L - Alt / Tab / Space / 1 - 6 / Esc

FN+3#: Default 37-key office mode: A-Z 26 English letters / [/ 1 / ; / " / . / , / / / 1 / 4 | « / ~

FN+~: Select one group according to the lighting effect of the above three game modes, and press FN+~ key to record the lighting mode. Press the button once during recording to change one color, a total of 8 colors. Press again to turn off the light, and then press

FN+~ key to save after recording

FN+: The backlight flashes 3 times when the light brightness + (five gears) limit is indicated

FN+ L : Light brightness – (five gears), the backlight is turned off at the limit

FN+: Dynamic light direction switching

FN+—: Toggle backlight color

FN+ - _: Light speed – (five gears) when the backlight flashes 3 times at the limit

FN+ = +: Light speed + (five gears) when the backlight flashes 3 times at the limit.

Description of Key Compound Functions

FN+FL: Multimedia Player FN+F2: Volume Down

FN+FS: Stop Playing FN+F6: Previous Song

FN+FT: Play/Pause

FN+F8: Next Song

FN+FO: Mail FN

FL0: Browser FN

FLL: MyComputer

FN+F12: Calculator

FN+ Left WIN: Lock the left window function (Win lock light, the win key light flashes to indicate lock, and the normal light effect will be restored after unlocking)

FN+ space bar: Hold down the key for 3-5 seconds to restore default Settings


FN+X: turn off/on the backlight

FN+A: Mac


FN+S: Windows (default)

FN+F3: Volume Up

FN+F4: Mute



Documents / Resources

| | |
|---|---|
|  | <p>AJAZZ AK873 BT Three Modes Mechanical Keyboard [pdf] User Guide AK873 BT Three Modes Mechanical Keyboard, AK873, BT Three Modes Mechanical Keyboard, Three Modes Mechanical Keyboard, Modes Mechanical Keyboard, Mechanical Keyboard</p> |
|---|---|