


**AJAX**  
**8EU-Green Call**  
**Point Jeweller**  
**Wireless**  
**Resettable**  
**Button**



# AJAX 8EU-Green Call Point Jeweller Wireless Resettable Button Owner's Manual

[Home](#) » [ajax](#) » AJAX 8EU-Green Call Point Jeweller Wireless Resettable Button Owner's Manual 

## Contents

- [1 AJAX 8EU-Green Call Point Jeweller Wireless Resettable Button](#)
- [2 FAQs](#)
- [3 Versions](#)
- [4 Operating principle](#)
- [5 Flexibility at the core](#)
- [6 Specifications](#)
- [7 Documents / Resources](#)
  - [7.1 References](#)
- [8 Related Posts](#)



**AJAX 8EU-Green Call Point Jeweller Wireless Resettable Button**



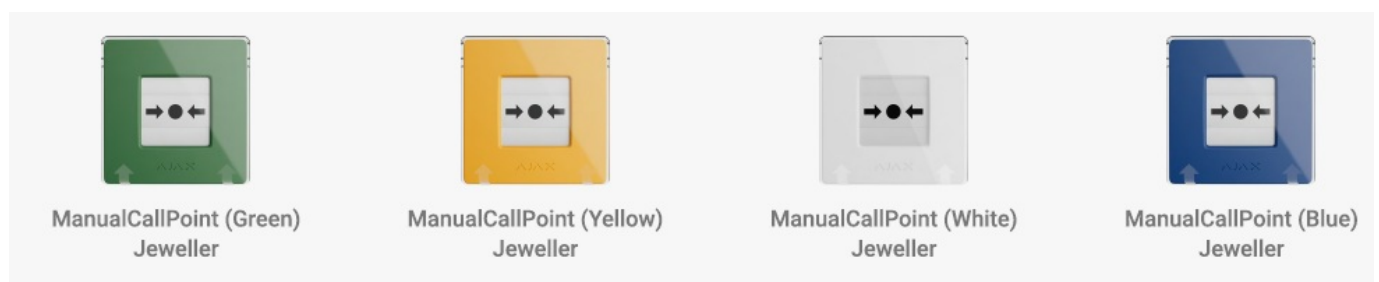
## FAQs

- **Q: How do I reset the Manual Call Point Jeweller after an alarm trigger?**
  - **A:** To reset the Manual Call Point Jeweller after an alarm trigger, simply press and hold the button until the alarm stops.
- **Q: Can I change the programmed scenarios on the Manual Call Point Jeweller?**
  - **A:** Yes, you can change the programmed scenarios using the accompanying mobile app.
- **Q: What is the communication range of the Manual Call Point Jeweller?**
  - **A:** The Manual Call Point Jeweller has a communication range of up to 1,700 meters in an open space.

## Baseline product line

- Manual Call Point Jeweller
- A wireless resettable button featuring programmable scenarios

## Versions



## Operating principle

- Manual Call Point Jeweller enables users to run pre-programmed automation scenarios with a simple press.
- The button can open electric locks, cut power to devices, and activate ventilation.
- In Fire Alarm mode, it triggers fire alarms and security sirens.
- Addressability ensures accurate tracking of button activations, specifying the time and room.
- Notifications are promptly sent to system users and CMS. Designed for emergencies, Manual Call Point Jeweller prioritizes reliability.
- The button can be reset only using a special tool (key) included in the kit.



### **Flexibility at the core**

- Two operating modes: Scenario Trigger and Fire Alarm,
- In-app configuration of programmable actions
- Visual alarm verification using MotionCam detectors or any video camera connected to Ajax NV1
- Alarm delivery to CMS



### **The smart and complex ecosystem**

- Regular polling of the device to display current statuses in apps
- Automatic self-diagnosis with state reporting to the hu[
- Up to 1,7UU m of wireless communication and twice as much with a range extended
- Instant maintenance notifications



### **Flawless hardware**

- A simplified button mechanism reduces the risk of failure
- Up to 7 years of autonomous operation with pre-installed batteries
- Does the transparent protective lid prevent accidental alarm activations?
- Tamper alarm



### **Quick installation and setup**

- SmartBracket panel to mount the device: no need to disassemble the enclosure
- Lock to secure the device on SmartBracke
- A special tool (key) to reset the button after alar<sup>a</sup>
- Pairing with a hub via QR code
- Remote control and configuration in the app

Superior, Fibra and Baseline product lines are mutually compatible. This opens up numerous possibilities for building systems of any configuration.

## **Specifications**

### **Compatibility**

#### **• Hubs**

- Hub Plus Jeweller
- Hub 2 (2G) Jeweller
- Hub 2 (4G) Jeweller
- Hub 2 Plus Jeweller
- Hub Hybrid (2G)
- Hub Hybrid (4G)

#### **• Range extenders**

- ReX
- ReX 2

### **Communication with hub**

#### **• Jeweller communication technology**

- Frequency bands
- 866. U–866.5 MHz
- 868. U–868.6 MHz
- 868.7–869.2 MHz
- 9U5.U–926.5 MHz
- 915.85–926.5 MHz
- 921. U–922.U MHz

#### **• Depends on the sales region**

- **Communication range**

- up to 1,7UU m
- In an open space

## **Power supply**

- **Battery**

- 2 × CR123A
- Pre-installed

- **Battery life**

- up to 7 years

## **Installation**

- **Operating temperature range**

- from 0°C to +50°C

- **Operating humidity**

- up to 80%

## **Enclosure**

- **Dimensions**

- 102 × 104 × 39 mm

- **Weight**

- 214 g


- **Color**

- green, yellow, white, blue
- Depends on the selected version

- **Complete set**

- Manual Call Point Jeweller, SmartBracket mounting panel, 2 × CR123A battery (pre-installed), Special tool (key), Transparent protective lid, Installation kit, Quick start guide

## **Documents / Resources**

	<p><a href="#">AJAX 8EU-Green Call Point Jeweller Wireless Resettable Button</a> [pdf] Owner's Manual 8EU-Green, 8EU-Green Call Point Jeweller Wireless Resettable Button, Call Point Jeweller Wireless Resettable Button, Jeweller Wireless Resettable Button, Wireless Resettable Button, Resettable Button, Button</p>
---	---

## **References**

-  [ManualCallPoints Jeweller](#)

- [User Manual](#)

[Manuals+](#), [Privacy Policy](#)

This website is an independent publication and is neither affiliated with nor endorsed by any of the trademark owners. The "Bluetooth®" word mark and logos are registered trademarks owned by Bluetooth SIG, Inc. The "Wi-Fi®" word mark and logos are registered trademarks owned by the Wi-Fi Alliance. Any use of these marks on this website does not imply any affiliation with or endorsement.