

**aiwa**<sup>®</sup>

EBTW-100WT  
TWS Earphones  
with Battery Level  
Display On Case



## aiwa EBTW-100WT TWS Earphones with Battery Level Display On Case Owner's Manual

[Home](#) » [Aiwa](#) » aiwa EBTW-100WT TWS Earphones with Battery Level Display On Case Owner's Manual 

### Contents

- [1 aiwa EBTW-100WT TWS Earphones with Battery Level Display On Case](#)
- [2 Specifications](#)
- [3 Frequently Asked Questions](#)
- [4 FEATURES](#)
- [5 LOGISTIC INFO](#)
- [6 MULTIPLE COLORS](#)
- [7 CONTACT](#)
- [8 Documents / Resources](#)
  - [8.1 References](#)
- [9 Related Posts](#)

**aiwa**<sup>®</sup>

**aiwa EBTW-100WT TWS Earphones with Battery Level Display On Case**



## Specifications

- **Model:** EBTW-100WT
- **Description:** TWS Earphones with Battery Level Display on Case
- **Dimensions:** 11 x 12.8 x 5 cm
- **Weight:** 210 g
- **Master Box Quantity:** 10
- **Colors Available:** Black (EBTW-100BK) and White (EBTW-100WT)

## Product Usage Instructions:

1. Remove the earphones from the case.
2. Power on the earphones by pressing and holding the power button.
3. Pair the earphones with your device via Bluetooth.
4. You can check the battery level on the case display. Make sure to charge the case regularly.
5. Enjoy your music or take calls wirelessly with these TWS earphones.

## Frequently Asked Questions

- **Q:** How do I charge the earphones?
  - **A:** To charge the earphones, place them back in the case and connect the case to a power source using the provided charging cable.
- **Q:** Can I use one earphone at a time?
  - **A:** Yes, you can use either the left or right earphone independently for mono audio playback or calls.
- **Q:** How do I reset the earphones?
  - **A:** Most earphones can be reset by placing them in the case and holding the reset button for a few seconds. Refer to the user manual for specific instructions.

**EBTW-100WT:** TWSEARPHONESWITH BATTERY LEVEL DISPLAY ON CASE




## FEATURES




- **Frequency Response:** 20Hz – 20kHz
- **Compatible:** Android/iOS
- **Wireless Audio Receiver:** Bluetooth V5.3
- **Music Playing Time:** 3-4H
- **Charging Case Battery:** 200mAh
- **Earpod Battery:** 25mAh
- **Speaker Driver Impedance:** 32Ω
- **Operation Distance:** About 10M
- **Driver diameter:** Φ13mm

- **Driver sensitivity:**103dB±3dB(at 1KHz), 1mW
- **Charging Port:** USB Type-C 5V DC input
- **Accessories included:** USB-C Charging cable.


LOGISTIC INFO




**SKU**  
EBTW-100WT




**DIMENSIONS**  
11 x 12,8 x 5 cm




**EAN**  
8435256811438



**WEIGHT**  
210 g



**MASTER BOX**  
10



**INNER BOX**  
-

MULTIPLE COLORS



**SKU:** EBTW-100BK  
**EAN:** 8435256811421




**SKU:** EBTW-100WT  
**EAN:** 8435256811438

CONTACT

[www.eu-aiwa.com](http://www.eu-aiwa.com)

AIWA CO. LTD. TOKYO JAPAN

Documents / Resources

	<a href="#">aiwa EBTW-100WT TWS Earphones with Battery Level Display On Case</a> [pdf] Owner's Manual EBTW-100WT, EBTW-100WT TWS Earphones with Battery Level Display On Case, TWS Earphones with Battery Level Display On Case, Earphones with Battery Level Display On Case, Battery Level Display On Case, Display On Case
---	--

References

- [Aiwa Europe – Official Website | Japanese Engineering since 1951](#)
- [User Manual](#)

## **Manuals+. Privacy Policy**

This website is an independent publication and is neither affiliated with nor endorsed by any of the trademark owners. The "Bluetooth®" word mark and logos are registered trademarks owned by Bluetooth SIG, Inc. The "Wi-Fi®" word mark and logos are registered trademarks owned by the Wi-Fi Alliance. Any use of these marks on this website does not imply any affiliation with or endorsement.