



Airzone Cloud DFCUPx Square Diffuser with Plenum Installation Guide


[Home](#) » [Airzone Cloud](#) » Airzone Cloud DFCUPx Square Diffuser with Plenum Installation Guide 

Contents

- [1 Airzone Cloud DFCUPx Square Diffuser with Plenum](#)
- [2 Product Information](#)
- [3 Product Usage Instructions](#)
- [4 AIRZONE SQUARE DIFFUSER WITH PLENUM](#)
- [5 DIMENSIONS](#)
- [6 INSTALLATION](#)
- [7 Documents / Resources](#)
- [8 Related Posts](#)



Airzone Cloud DFCUPx Square Diffuser with Plenum



Product Information

DFCUPx Airzone Square Diffuser with Plenum

The DFCUPx is a square diffuser that facilitates airflow supply in four directions. It comes with a plenum made from galvanized steel that has mechanical airflow regulation. The lateral connection is compatible with circular ducts.

The diffuser is available in the following sizes:

- D: 150 mm
- D: 225 mm
- D: 300 mm
- D: 375 mm

The product is available in multiple languages, including Spanish, English, Portuguese, French, and Italian.

Product Usage Instructions

To install the DFCUPx airline square diffuser with plenum, follow these steps:

1. Unfold the fixing tabs.
2. Insert the threaded rod, fix it, and tighten it with a nut.
3. Fix the diffuser to the plenum using the screw provided.

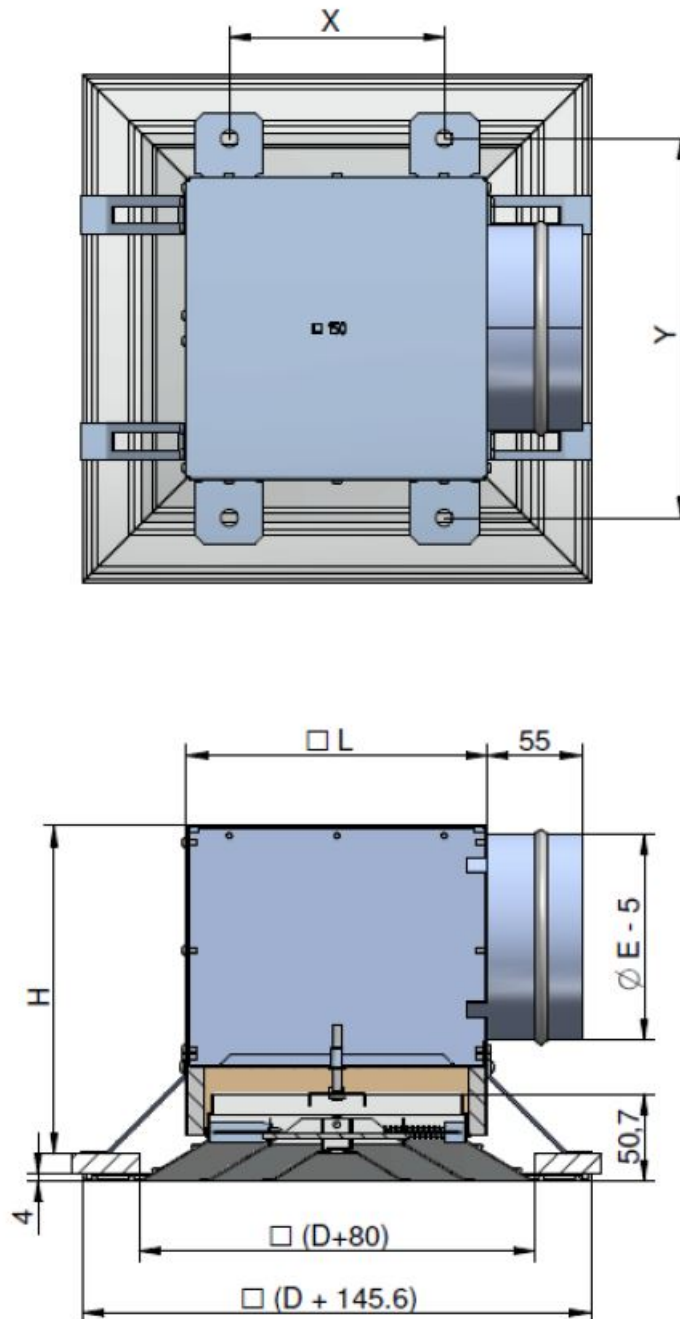
The product dimensions are as follows:

- L (mm): 175, 250, 325, 400
- H (mm): 191, 226, 266, 316
- X (mm): 125, 200, 275, 350
- Y (mm): 221, 296, 376, 446
- E (mm): 125, 160, 200, 250
- D (mm): 150, 225, 300, 350

When installing the DFCUPx in different languages, please refer to the user manual for instructions specific to your language of choice.

AIRZONE SQUARE DIFFUSER WITH PLENUM

DFCU square diffuser which facilitates airflow supply in 4 directions. Plenum made from galvanized steel with mechanical airflow regulation. Lateral connection for circular duct.



DFCU [XXX] [X] [PX]

PA : Insulated plenum
PS : Uninsulated plenum

A : Aluminum
B : RAL 9010 - White

D : 150 / 225 / 300 / 375 mm

EJ. DFCU [300][B][PA]

DFCU measuring 300 mm in white with insulated plenum.

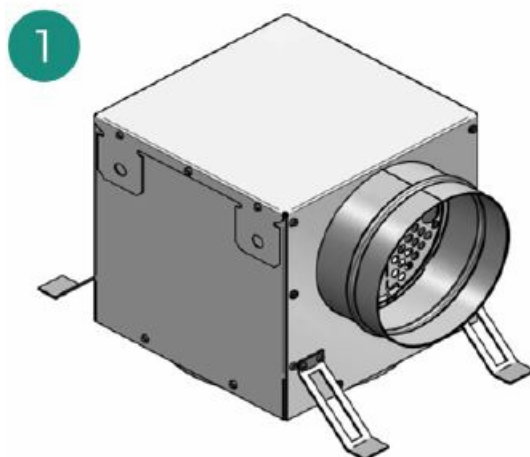
ACCESORIOS COMPATIBLES

DIMENSIONS

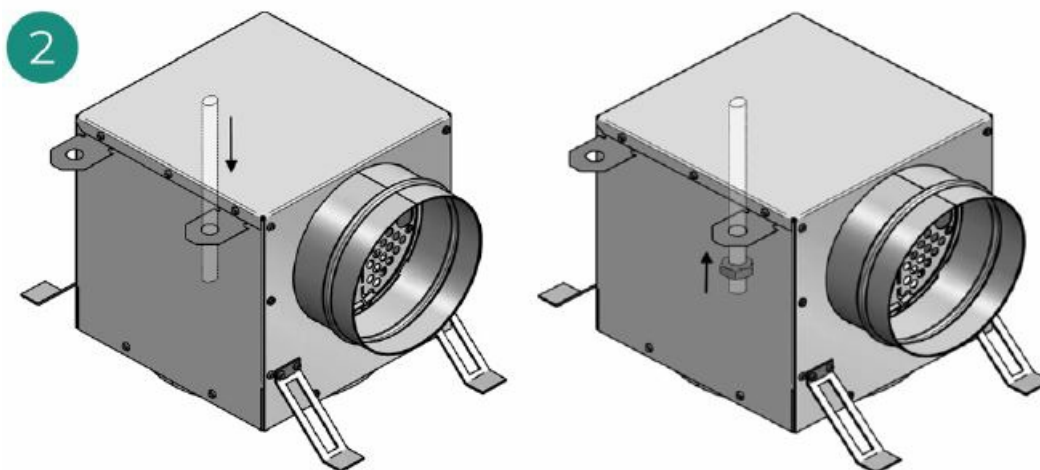
L (mm)	H (mm)	X (mm)	Y (mm)	E (mm)	D (mm)
175	191	125	221	125	150
250	226	200	296	160	225
325	266	275	376	200	300
400	316	350	446	250	350

INSTALLATION

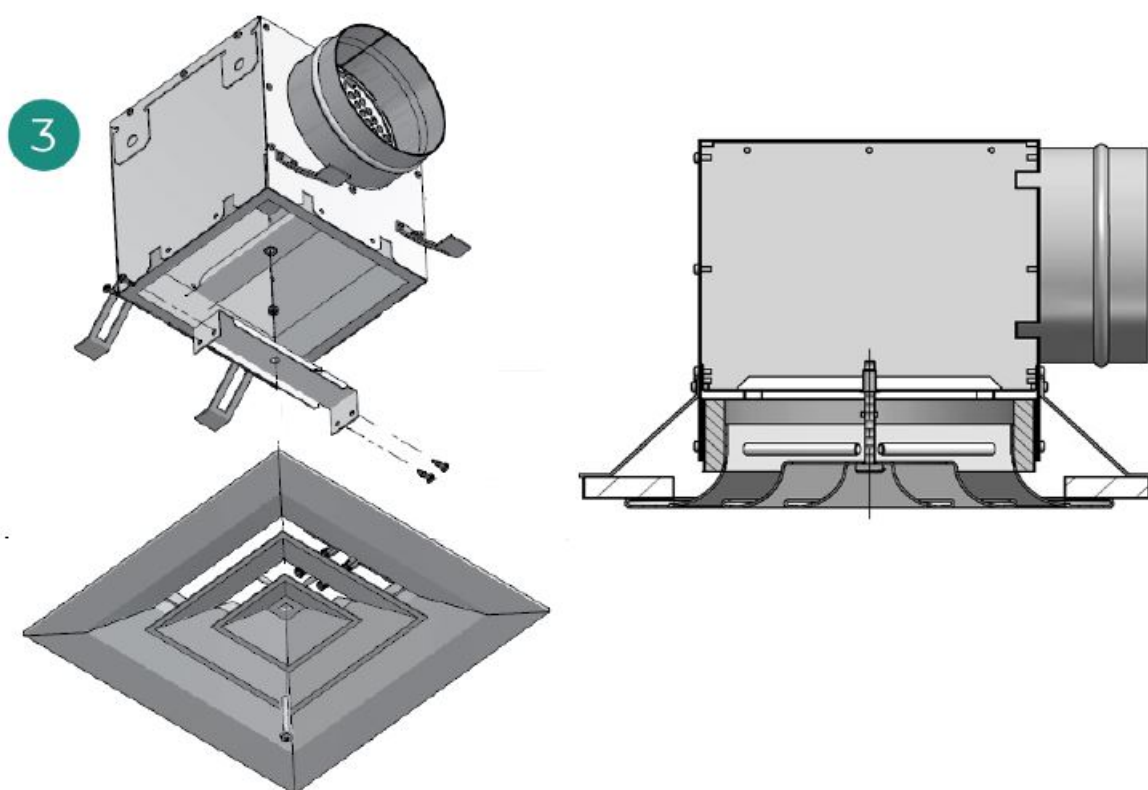
1. Unfold the fixing tabs.




2. Insert the threaded rod, fix it, and tighten it with a nut.



3. Fix the diffuser to the plenum using the screw provided.



Documents / Resources



[Airzone Cloud DFCUPx Square Diffuser with Plenum](#) [pdf] Installation Guide
DFCUPx Square Diffuser with Plenum, DFCUPx, Square Diffuser with Plenum, Diffuser with Plenum, Plenum