



airtouch 2023-11 Console Software Instruction Manual

[Home](#) » [AIRTOUCH](#) » airtouch 2023-11 Console Software Instruction Manual 



Contents


- [1 2023-11 Console Software](#)
- [2 Console Installation Instructions](#)
- [3 Liability & Disclaimer](#)
- [4 Documents / Resources](#)
 - [4.1 References](#)
- [5 Related Posts](#)

2023-11 Console Software




Console Installation Instructions


Slide the mounting plate off the console.




Push out, and remove the indicator sticker from the mounting plate to expose the hole of the RJ12 socket.




Place the mounting plate in an appropriate position on the wall (about 1.5m above the ground, away from direct sunlight) and make a suitable size hole in the indicated label position for installing the RJ12 **connector**.




Note: Make sure the rectangular hole on the mounting plate is completely within the hole on the wall. Avoid touching the metal area in the middle of the RJ12




Align the left side of the RJ12 against the two clips, push back slightly to allow the right side of the RJ12 to slide underneath.
Then release the plate and lock in the RJ12 mounting.



Pull in the cable from the hole and connect it to the RJ12 socket.
(Part number #657258)



Mount the plate in the marked position, ensuring that the mounting surface is level. Use appropriately sized fixing screws and avoid overtightening.




Align and slide on the console to complete the installation.

Tips:



Make sure the gap between the mounting plate and the frame is less than 0.5mm.




Ensure the RJ12 is properly aligned when connecting it to the console.

Liability & Disclaimer

All specifications and procedures are correct at time of publication, but are subject to change without notice. Please read the instructions before installing this Zone Control System. Polyaire Pty Ltd does not accept any responsibility for loss or damage that may occur as a result of the incorrect installation or operation of this AirTouch Control System.

Documents / Resources

	<p>airtouch 2023-11 Console Software [pdf] Instruction Manual 2023-11, 2023-11 Console Software, 2023-11, Console Software, Software</p>
---	--

References

-  [AirTouch - Australia's Best Smart Air Conditioning Controller](#)
- [User Manual](#)