

## AIREC Smart APP Recorder



# AIREC Smart APP Recorder User Manual

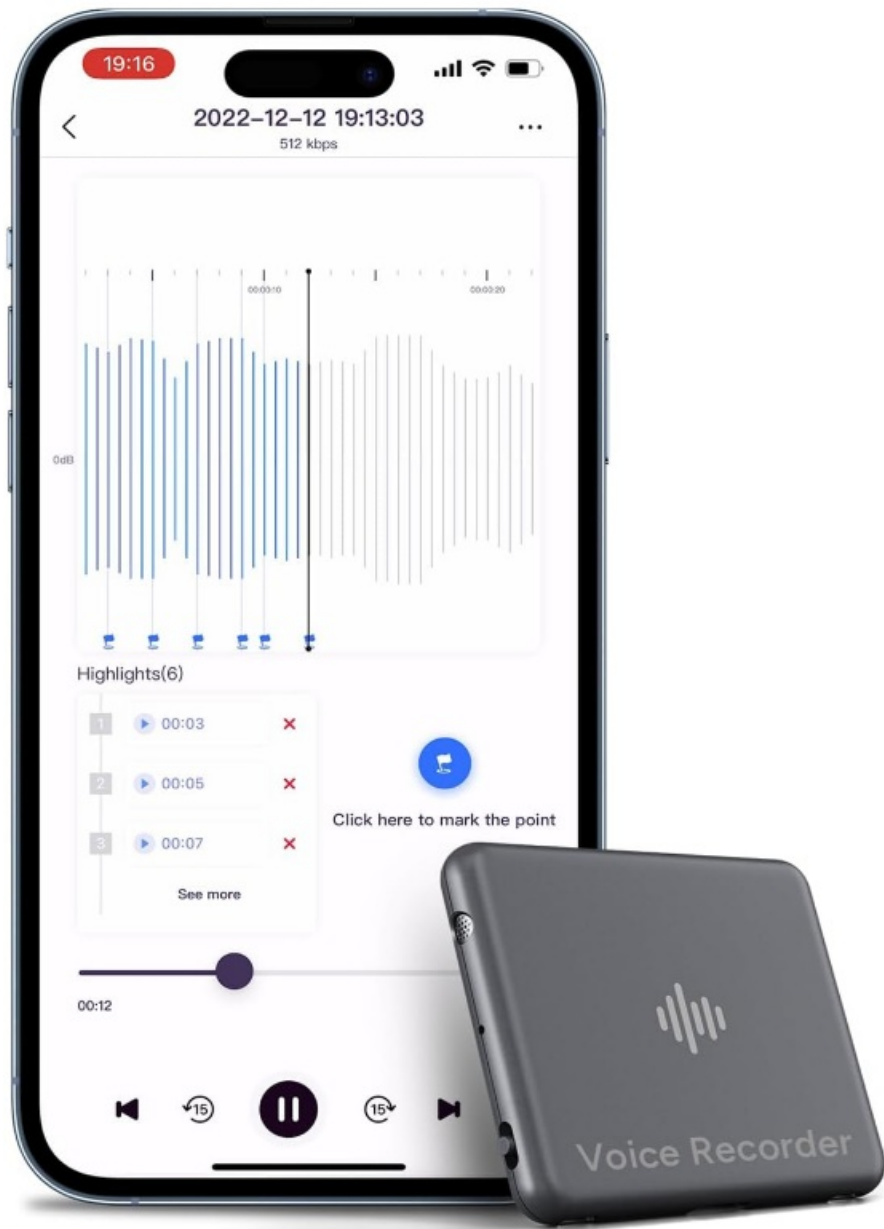
[Home](#) » [AIREC](#) » AIREC Smart APP Recorder User Manual 

### Contents

- [1 AIREC Smart APP Recorder](#)
- [2 App Recording](#)
- [3 How to use the App](#)
- [4 Charge](#)
- [5 Function parameters](#)
- [6 FCC Caution](#)
- [7 Documents / Resources](#)
  - [7.1 References](#)

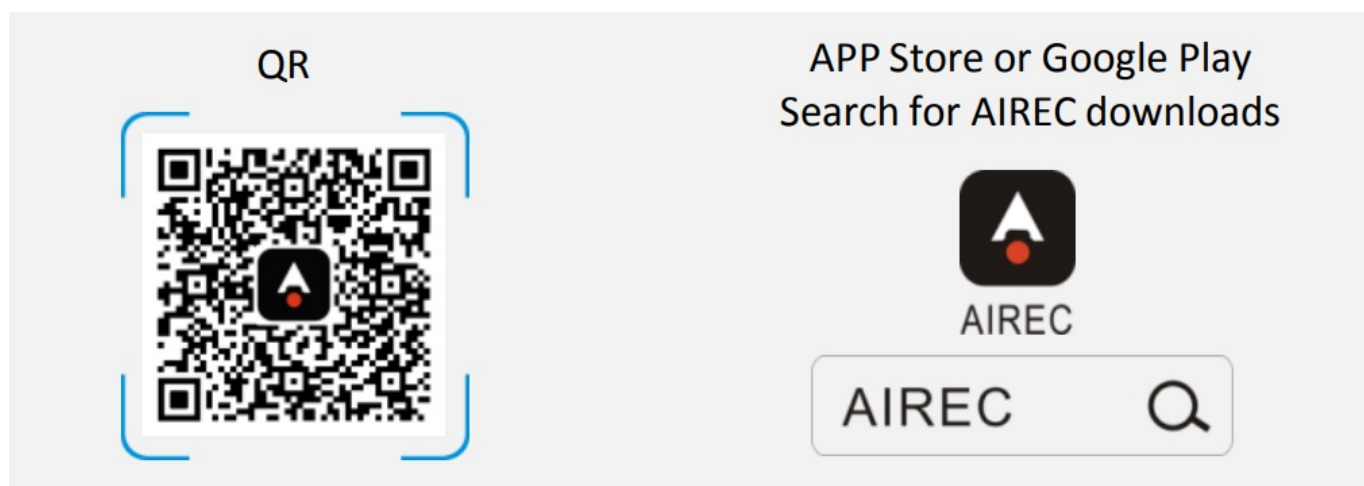
# AIREC

**AIREC Smart APP Recorder**



- Please read this user guide carefully before use
- If you want to read data, please be sure to use the original data cable
- This machine must be charged with 5V voltage, if a 9V fast charge is used, it may cause the machine to burn out.

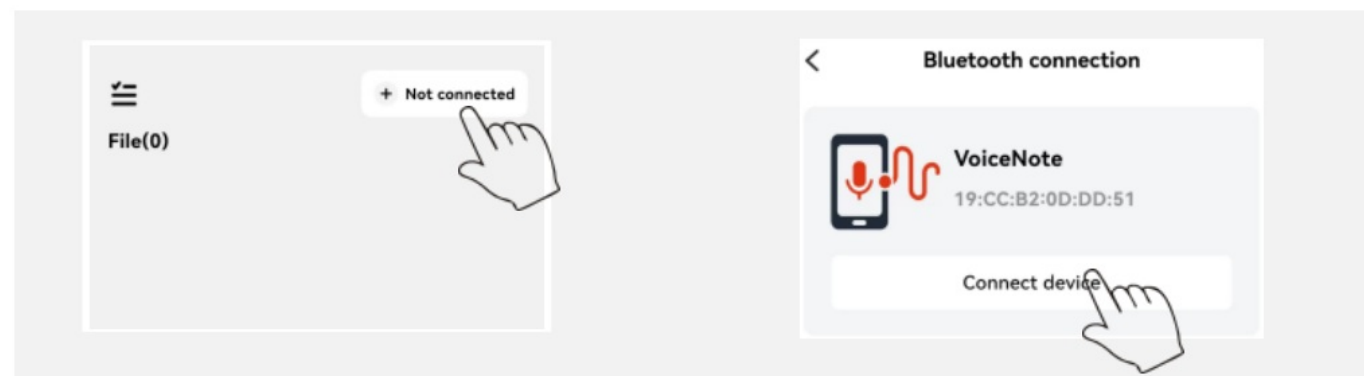
Install the AIREC App and create your account.



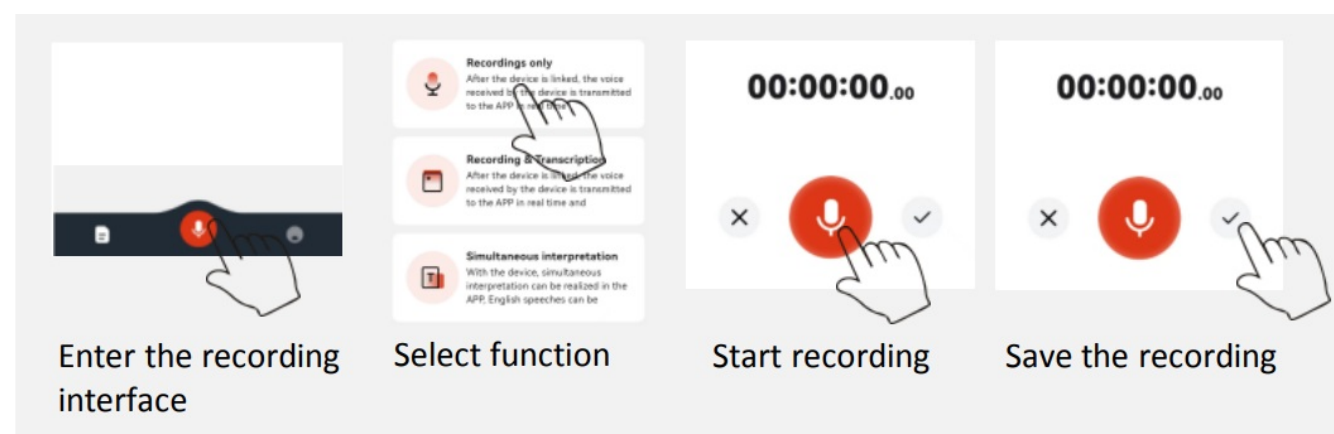
Push the switch to the ON position to turn your machine.



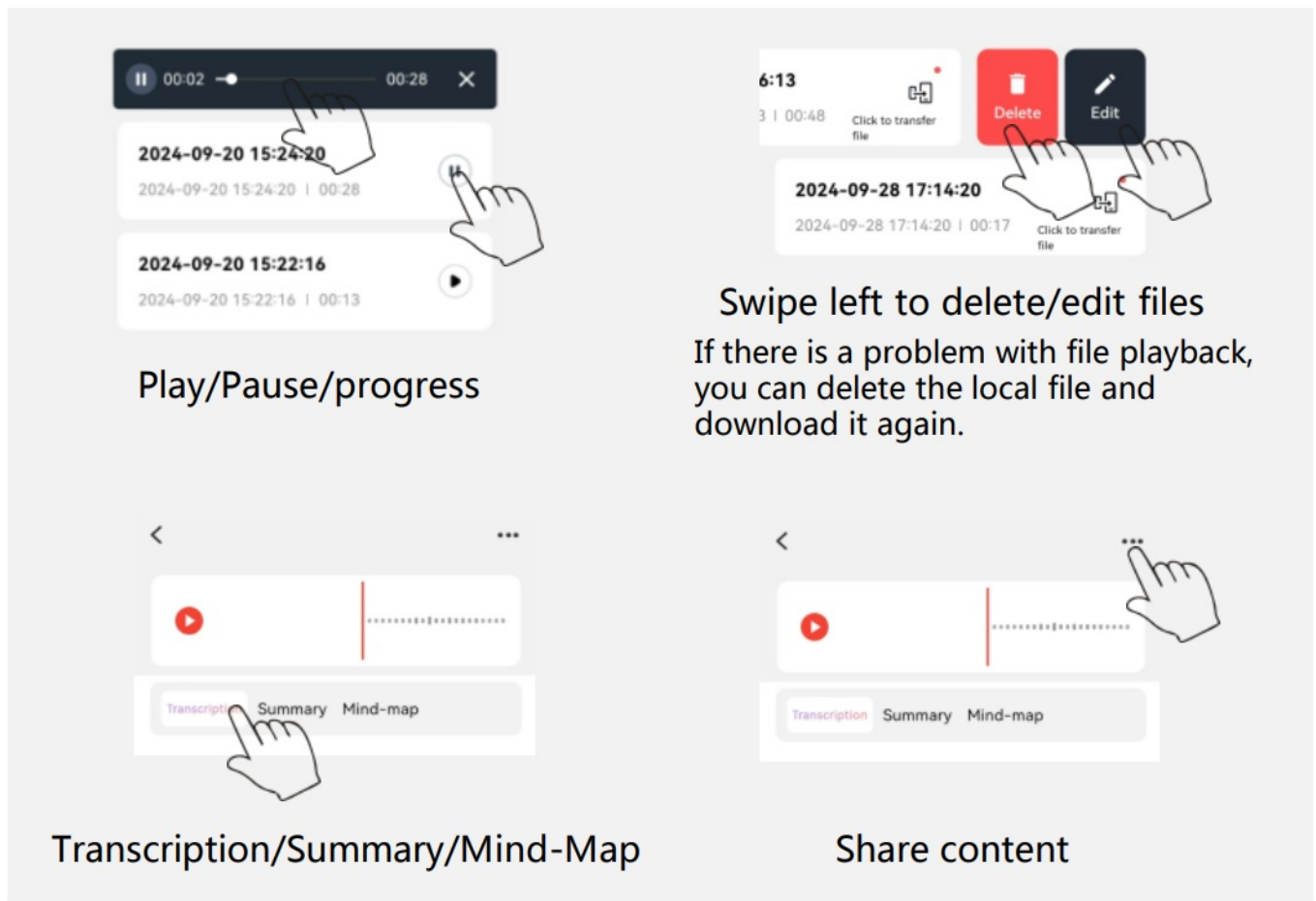
Open the AIREC App, click [ + unconnected ], and click connect device.



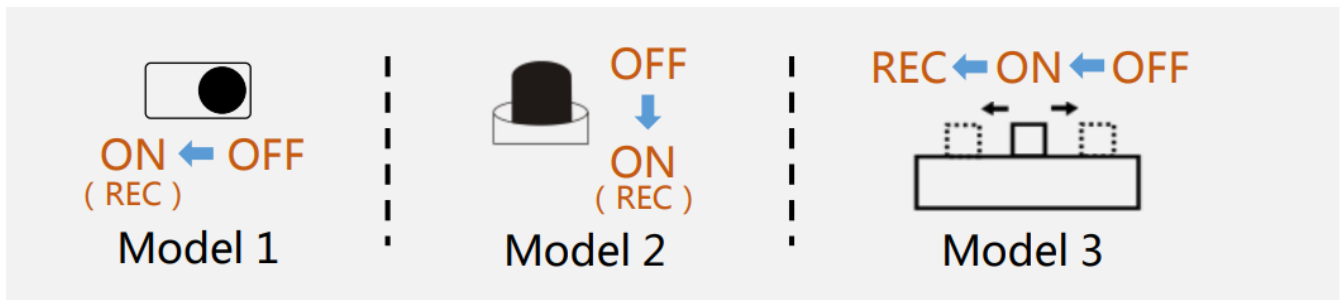
## App Recording



## How to use the App



Use this device to record audio. When not connected to a mobile



## Charge

It is recommended to use the original data cable to connect the computer for charging. If using an adapter, please use a power adapter with a charging current of 1A or below to charge, otherwise, it may damage the machine or cause danger. When charged, the dictaphone flashes red; when fully charged, the dictaphone always flashes blue. If the product has not been used for a long time, please charge and discharge it at least once every three months to prevent battery damage .phone, and turn the switch to the REC position to enable recording.

## Function parameters

Product type	Smart APP recorder	8GB	Can be saved around 67.5hours
sampling rate	48KHz	16GB	Can be saved around 135hours
Bit Rate	256kbps	32GB	Can be saved around 270hours
Recording Format	WAV	64GB	Can be saved around 540hours
Play Format	MP3/WMA/WAV	128GB	Can be saved around 1080hours

This computer comes with an intelligent reset system. Please save the recording file before connecting to the computer. Because the product recording effect and sound quality more clearer parameters, the recording file is relatively large, please extract in time, the company is not responsible for the loss of data.

## FCC Caution

This device complies with part 15 of the FCC Rules. Operation is subject to the following two conditions: (1) This device may not cause harmful interference, and (2) this device must accept any interference received, including interference that may cause undesired operation. Any changes or modifications not expressly approved by the party responsible for compliance could void the user's authority to operate the equipment.


**NOTE:** This equipment has been tested and found to comply with the limits for a Class B digital device, under Part 15 of the FCC Rules. These limits are designed to provide reasonable protection against harmful interference in a residential installation. This equipment generates, uses, and can radiate radio frequency energy and, if not installed and used by the instructions, may cause harmful interference to radio communications. However, there is no guarantee that interference will not occur in a particular installation.

If this equipment does cause harmful interference to radio or television reception, which can be determined by turning the equipment off and on, the user is encouraged to try to correct the interference by one or more of the following measures:

- Reorient or relocate the receiving antenna.
- Increase the separation between the equipment and the receiver.
- Connect the equipment to an outlet on a circuit different from that to which the receiver is connected.
- Consult the dealer or an experienced radio/TV technician for help.

The device has been evaluated to meet general RF exposure requirements. The device can be used in portable exposure conditions without restriction.

## Documents / Resources

	<a href="#">AIREC Smart APP Recorder</a> [pdf] User Manual Q70, 2BL49-Q70, 2BL49Q70, Smart APP Recorder, APP Recorder, Recorder
---	--

## References

- [User Manual](#)

[Manuals+](#), [Privacy Policy](#)

This website is an independent publication and is neither affiliated with nor endorsed by any of the trademark owners. The "Bluetooth®" word mark and logos are registered trademarks owned by Bluetooth SIG, Inc. The "Wi-Fi®" word mark and logos are registered trademarks owned by the Wi-Fi Alliance. Any use of these marks on this website does not imply any affiliation with or endorsement.