



## AIMCO Anybus Gen IV Controller Instructions

[Home](#) » [AIMCO](#) » AIMCO Anybus Gen IV Controller Instructions 



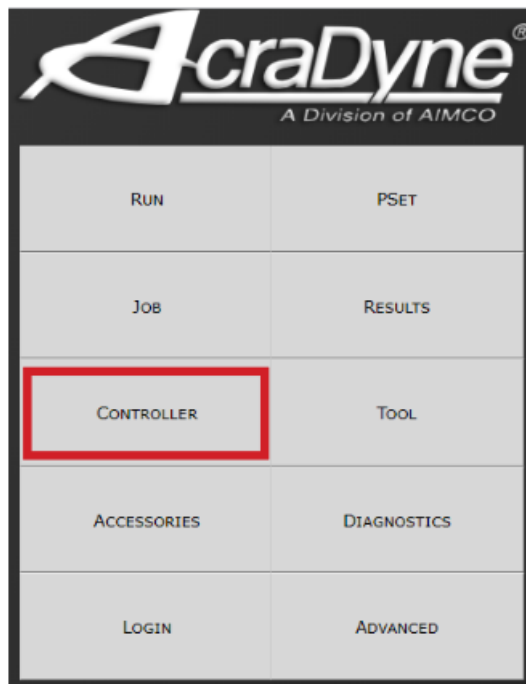
**Gen IV Controller  
Anybus Instructions**

### Contents

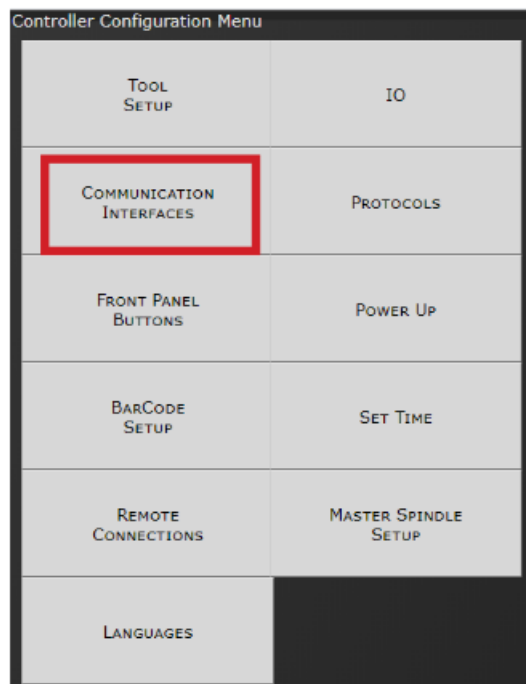
- [1 Anybus Gen IV Controller](#)
- [2 Documents / Resources](#)
- [3 Related Posts](#)

### Anybus Gen IV Controller

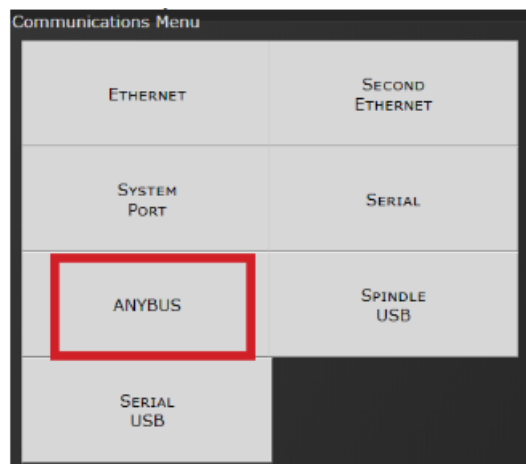
From the main menu, select Controller.



Select Communication Interfaces.



Select Anybus.



DeviceNet

DeviceNet is one of three open network standards (DeviceNet, ControlNet and EtherNet/ IP), all of which use a common application layer, the “Common Industrial Protocol” (CIP).

ANYBUS Configuration

Module Type	DeviceNet
Firmware	2.10 1
Serial Number	A0:31:2A:BF
Module State	WAIT PROCESS
Network Supervised	No

Node Address	<input type="text" value="1"/>
--------------	--------------------------------

Generate EDS

DeviceNet covers the main part of the applications where small to medium amount of data with short to medium cycle times (1ms to 500ms) can be exchanged in the network.

**Node Address:** Configures the Anybus node address for controller.

### CC-Link

ANYBUS Configuration

Module Type	CC-Link
Firmware	1.06 1
Serial Number	A0:26:CF:24
Module State	PROCESS ACTIVE
Network Supervised	Yes
Occupied Stations	2
Extension Cycles	-

Station Number	<input type="text" value="1"/>
Baud	<input type="text" value="156 kbps"/>
CC-Link Version	<input type="text" value="1.0"/>

CC-Link is a Fieldbus network that processes both cyclic I/O data and acyclic parameter data at high speed. CC-Link was developed by Mitsubishi and today, it is managed by the CC-Link Partner Association (CLPA). CC-Link is a very popular network in Asia.

CC-Link is a Fieldbus for high-speed communication between controllers and intelligent field devices like I/Os, sensors and actuators. In networks with up to 65 stations.

**Station Number:** Configures the station number for the controller. Valid entries are 1 – 64.

**Baud:** Configures the controllers baud rate. Configure it to match the CC-Link network baud. Valid values are 156kbps, 625kbps, 2.5Mbps, 5Mbps, and 10Mbps.

**CC-Link Version:** Configures the controllers CC-Link version. Configure it to match the attached network. Valid values are 1.0 or 2.0.

### AcraDyne Gen IV Controller: Anybus Instructions

#### Profibus

PROFIBUS is the leading industrial communication system for manufacturing automation in Europe with strong growth in many other markets. PROFIBUS is supported by Siemens and is promoted by the PROFIBUS User Organization. Profibus products are certified by the PROFIBUS User Organization (PNO), guaranteeing worldwide compatibility.

The AcraDyne controller supports Profibus on the generic Anybus module. The controller can accept messages from a Profibus Client and return responses to the Client.

ANYBUS Configuration

Module Type	PROFIBUS DP-V1
Firmware	2.15 1
Serial Number	A0:1F:C7:DB
Module State	WAIT PROCESS
Network Supervised	No

Node Address	<input type="text" value="255"/>
--------------	----------------------------------

**Node Address:** Configures the Anybus node address for controller.

### Profibus DP

**Supported Features:** The Anybus module supports the Profibus DP-V1 protocol. The DP-V1 is a communication protocol for acyclic data exchange and alarm handling.

Profibus DP defines a network as masters and spindles based on their functionality. The ACRADYNE controller is considered a spindle device with inputs and outputs.

### The Profibus Inputs and Outputs are addressed as:

- Input 1 byte – 8 bits
- Input 1 word – 16 bits
- Input 2 words – 32 bits
- Input 4 words – 64 bits (Currently not used)
- Output 1 byte – 8 bits
- Output 1 word – 16 bits
- Output 2 words – 32 bits
- Output 4 words – 64 bits (Currently not used)

### Profinet

PROFINET is the innovative open standard for Industrial

Ethernet, development by Siemens and the Profibus User Organization (PNO). PROFINET is based on Ethernet and uses TCP/ IP and IT standards and complements them with specific protocols and mechanisms to archive a good real-time performance.

ANYBUS Configuration	
Module Type	PROFINET IO 2-Port
Firmware	2.08 3
Serial Number	A0:28:31:6B
Module State	NW INIT
Network Supervised	No
Device Name	tc-1
Change to	<input type="text"/>

Device Name: Configures the device name of the controller.

### CC-Link IE Field

CC-Link IE Field network is the first gigabit industrial Ethernet network extended down to the field device level. It combines the best of existing technologies and applies them in a highly reliable architecture that provides exceptional data bandwidth and transaction rates. The new network uses commercially available Cat5E cable and RJ45 connectors.

ANYBUS Configuration	
Module Type	CC-Link IE Field Network
Firmware	1.14 1
Serial Number	A0:39:69:E3
Module State	WAIT PROCESS
Network Supervised	No
Station Number	<input type="text" value="1"/>
Network Number	<input type="text" value="0"/>

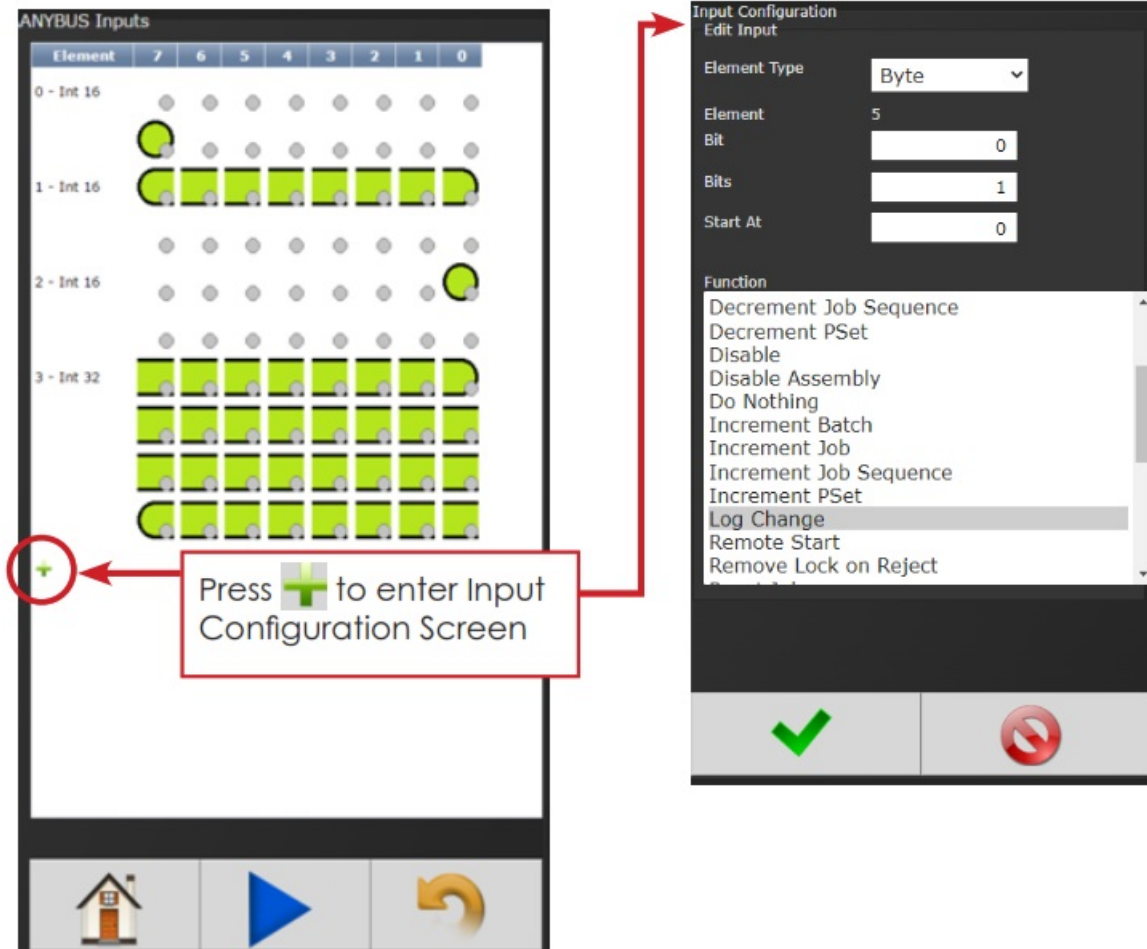
**Station Number:** Configures the station number for the controller. Valid entries are 1 – 64.

**Network Number:** Configures the network number the controller is on. Valid entries are 0 – 239.

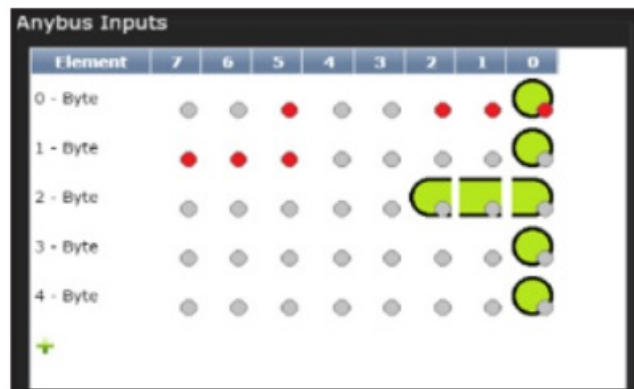
## AcraDyne Gen IV Controller: Anybus Instructions


### 4.5.2.3 Anybus

These types of communication are useful for data communication between controller and PLCs. It is an effective, quick way for the data transfer of short data packages.



Example of the Anybus Input screen with five Inputs set up.



Click on  to change an individual Element or return to Input Configuration screen.



Will delete individual Elements.

**Element Type:** Choose from Byte, Int16, Int32, or ASCII.

**Element:** Shows element # being configured

**Bit (not shown):** Enter Bit #.

**Bits:** # of bits the assignment will read.

**Start at:** Starting bit location.


**Polarity (not shown):** Select Normally Open (N.O.) or Normally Closed Outputs (N.C.).

**Length (not shown, available in ASCII ID function):** Number of characters desired to send.

**Torque** (not shown, available in Click Wrench function): Torque value to be reported when using Click Wrench input. Value input is what will be sent from controller when Input Signal is received from a Click Wrench. Value is NOT calculated by the controller rather it is solely what the Click Wrench is calibrated to by outside means.

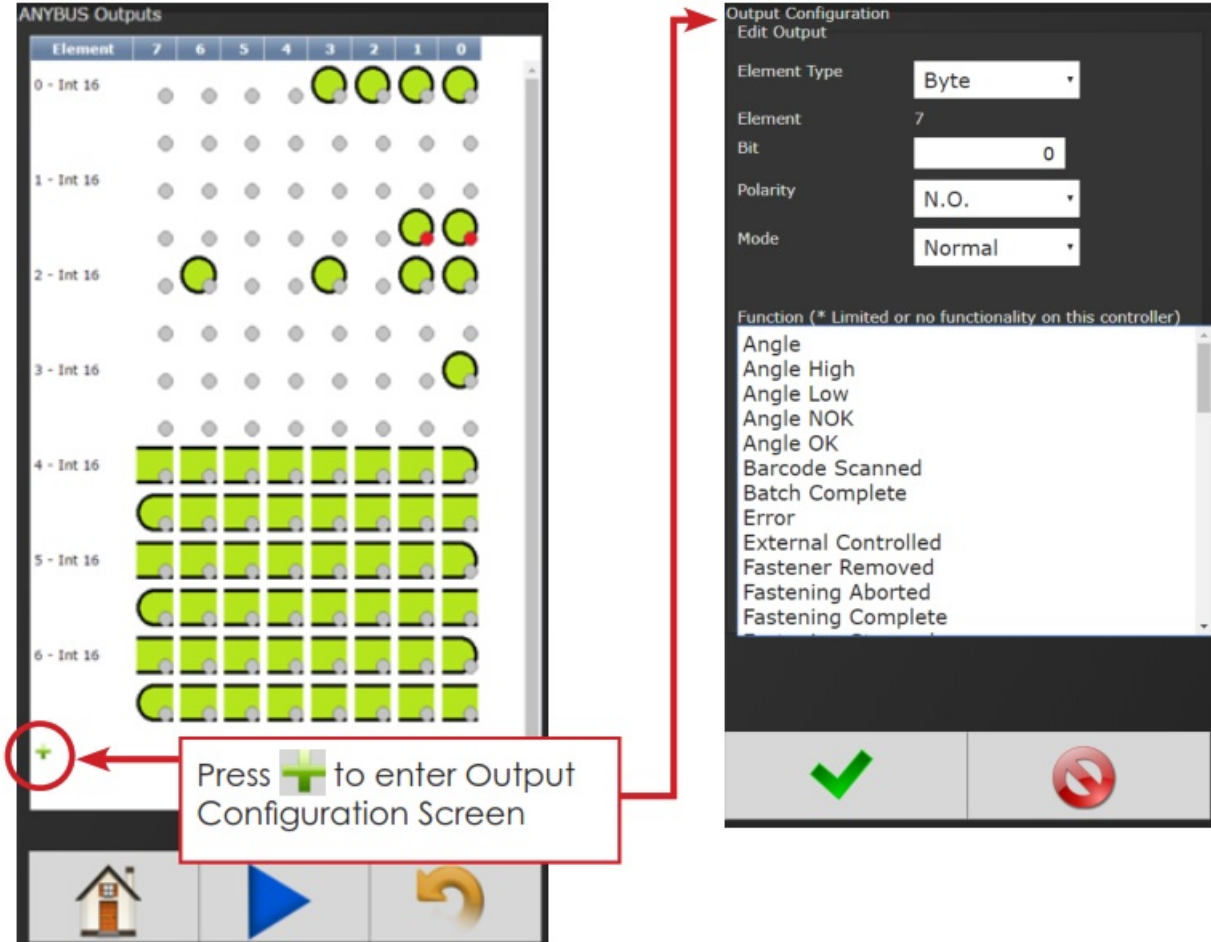
**Torque Units** (not shown, available with Click Wrench function): Choose from Nm, Kgm, Kgcm, Ftlb, and Inlb.


**Function:** See the Gen IV Controller User Manual for more details. Select desired Input Function(s).

Click on  after appropriate selections are made.

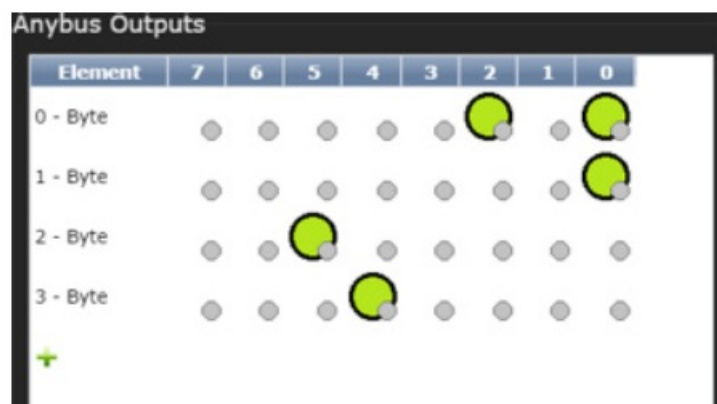
## AcraDyne Gen IV Controller: Modbus TCP Instructions

### 4.5.2.4 Anybus Outputs



Press  to enter Output Configuration Screen

Example of the Anybus Output screen with five Outputs set up.



Click on  to change an individual Element or return to Input Configuration screen.



Will delete individual Elements.

**Element Type:** Choose from Byte, Int16, Int32, or ASCII.

**Element:** Shows element # being configured

Bit: Enter Bit #.  
Bits (not shown): # of bits the assignment will read.  
Start at: Starting bit location.  
Polarity: Select Normally Open or Normally Closed Outputs.

**Mode:**

- Normal: Output signal sent.
- Timed Signal Sent: Time entered in seconds
- Flash Signal Sent: Time entered in seconds


Function: See the Gen IV Controller User Manual for more details. Select desired Input Function(s).

Click on  after appropriate selections are made.

**QUALITY • INNOVATION • SERVICE**  
**CORPORATE HEADQUARTERS**

10000 SE Pine Street  
Portland, Oregon 97216  
Phone: (503) 254-6600  
Toll Free: 1-800-852-1368  
AIMCO CORPORATION DE MEXICO SA DE CV  
Ave. Cristobal Colon 14529  
Chihuahua, Chihuahua. 31125 Mexico  
Phone: (01-614) 380-1010  
LIT-MAN177\_ANYBUS  
07-07-22 ©2022 AIMCO

**Documents / Resources**

	<p><a href="#">AIMCO Anybus Gen IV Controller</a> [pdf] Instructions Anybus Gen IV Controller, Gen IV Controller, Anybus IV Controller, IV Controller, Controller, Anybus</p>
---	---