



AIHOOR C1 Bluetooth Speakerphone User Manual

[Home](#) » [AIHOOR](#) » AIHOOR C1 Bluetooth Speakerphone User Manual 

AIHOOR

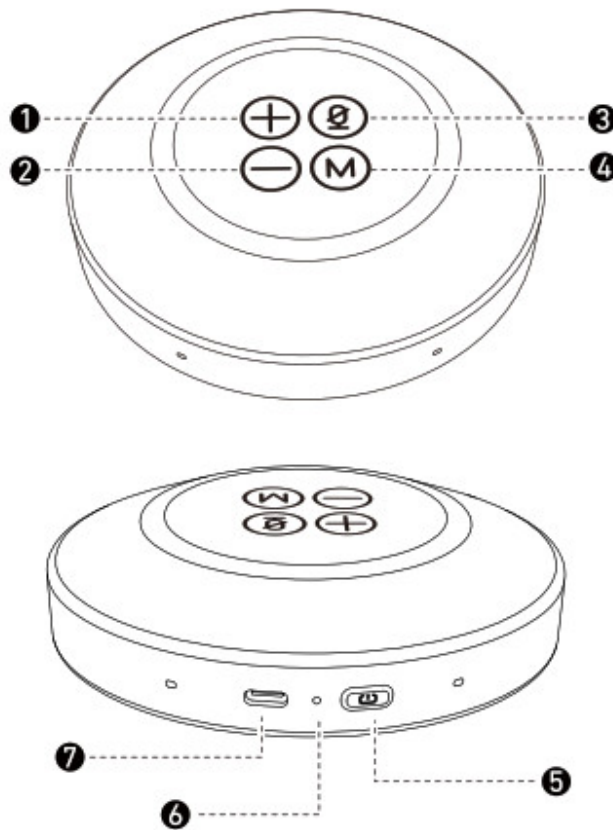
AIHOOR C1 USER MANUAL

Thank you for purchasing the AIHOOR C1 Bluetooth Speakerphone. Please read this user manual carefully and keep it for future reference. If you need any assistance, please contact our support team with your product model number and Amazon order number.

Contents

- [1 Product Diagram](#)
- [2 Using Your Product](#)
- [3 Power LED Status](#)
- [4 Specifications](#)
- [5 Notes](#)
- [6 Safety Instructions](#)
- [7 Battery Warning](#)
- [8 Warranty & Customer Support](#)
- [9 Warranty & Customer Support](#)
- [10 Documents / Resources](#)
- [11 Related Posts](#)

Product Diagram



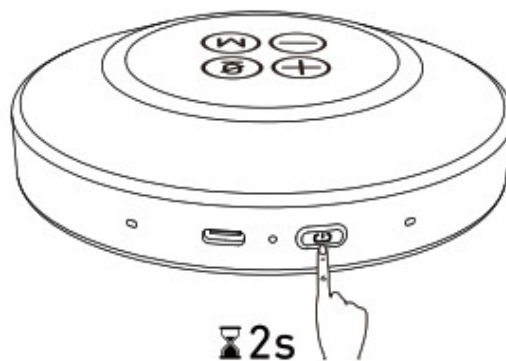
1. Volume up button
2. Volume down button
3. Mute button with LED
4. Multi-function button

5. Power button
6. Power LED
7. USB-C Input port

Using Your Product

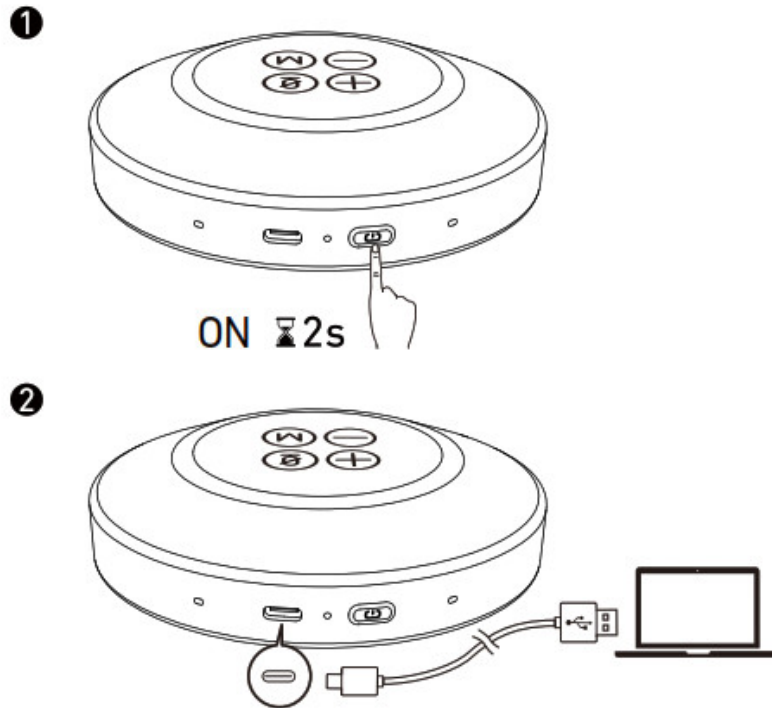
1. Powering on/off

Press and hold the power button for 2 seconds to power on or off.



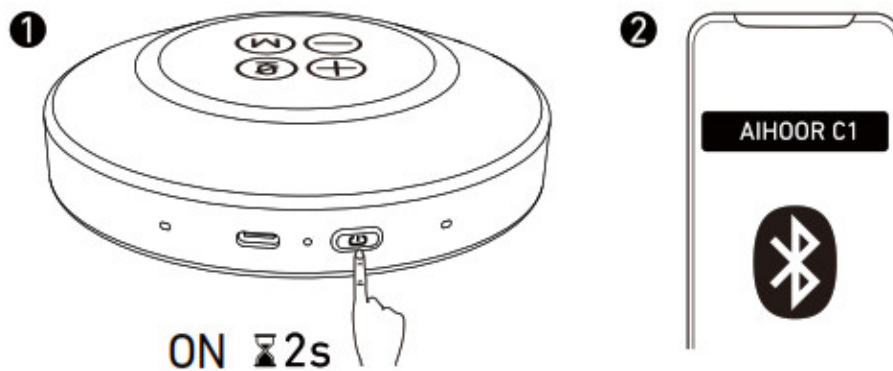
2. Connecting

- a) Connect to your device using a USB cable.




b) Connect to your device via Bluetooth.

It will automatically enter Bluetooth pairing mode when powered on for the first time.



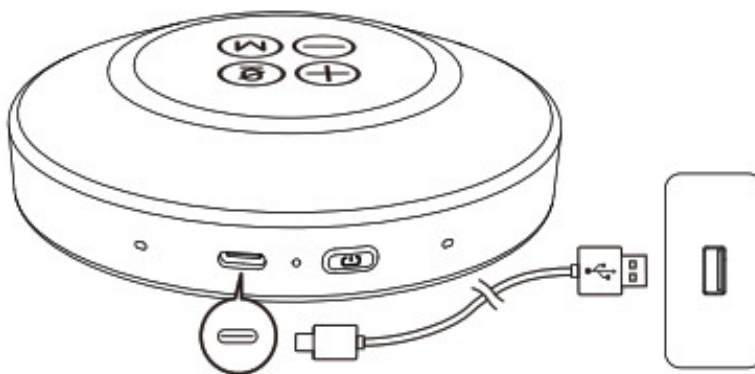
*To disconnect and reenter pairing mode, double press the power button. To switch between Bluetooth and wired connection, press and hold the multi-function button for 2 seconds.

3. Button Controls

+/-	Press	Volume up / down
	Press and hold	Next / Previous track
M	Press	Answer a call
		Play / Pause music
	Press and hold	End / Reject a call
	Press twice	Activate voice assistant of the host device
	Press	Mute / Enable the microphone

4. Charging

Please charge this product for at least 1 hour before first use.



Power LED Status

Solid red	Charging
Off	Fully charged

Mute Button LED Status

When this product enters pairing mode, the mute button LED will flash blue. When this product is connected to a host device, the mute button LED indicates the following status:

Mic on	Solid blue
Mic off	Solid red
Playing music	Flashing blue
Music paused	Solid blue

Specifications

Model	AIHOOR C1
DC input	5V 2A
Battery capacity	2500mAh
Charging time	2 hours
Fast charging	15 min for 2-hour playtime
Playtime	8 hours
Driver size	2 x 40mm/1.57"
Microphone	2 x MEMS mic
Frequency response	180Hz – 16kHz
Bluetooth version	5.0
Bluetooth protocols	HSP/HFP/A2DP/AVRCP/SBC
Bluetooth range	60m/196ft

Notes

- Each time this product is powered on, it will automatically pair with the last connected device if available.
- This product will power off if no connection is made during the 5-minute long pairing mode.
- This product will be recharged once connected to a PC.
- In Bluetooth mode, this product will terminate the connection and shut down after 1 hour of inactivity.
- If a disconnection takes place, this product will re-connect to the last connected device. If no connection is made in 5 minutes, it will enter the pairing mode.
- Specifications are subject to change without notice.

Safety Instructions

- Read all instructions before use and save these instructions for future reference.
- Extreme temperatures will cause the device to deform.
- Use electronic equipment with caution during thunderstorms.
- Make sure to use an appropriate level of volume.
- Keep out of the reach of children.

Battery Warning

This product contains a lithium battery. Please do not disassemble, strike, crush, or place the product into contact with flames. Do not expose to high temperatures or direct sunlight for a prolonged period. If there is any swelling, leakage, odor, or any other abnormality in the battery compartment of the product, cease use immediately. Please dispose of used batteries properly and in accordance with local regulations.

Warranty & Customer Support

For questions, support, or warranty claims, contact us at the address www.aihoor.net that corresponds with your region. Please include your Amazon order number and product model number.

Warranty & Customer Support

For questions, support, or warranty claims, contact us at the address www.aihoor.net that corresponds with your region. Please include your Amazon order number and product model number.


FCC Statement

This device complies with part 15 of the FCC rules. Operation is subject to the following two conditions: (1) this device may not cause harmful interference, and (2) this device must accept any interference received, including interference that may cause undesired operation. Changes or modifications not expressly approved by the party responsible for compliance could void the user’s authority to operate the equipment.
NOTE: This equipment has been tested and found to comply with the limits for a Class B digital device, pursuant to part 15 of the FCC Rules. These limits are designed to provide reasonable protection against harmful interference in a residential installation. This equipment generates uses and can radiate radio frequency energy and, if not installed and used in accordance with the instructions, may cause harmful interference to radio communications. However, there is no guarantee that interference will not occur in a particular installation. If this equipment does cause harmful interference to radio or television reception, which can be determined by turning the equipment off and on, the user is encouraged to try to correct the interference by one or more of the following measures:

- Reorient or relocate the receiving antenna.
- Increase the separation between the equipment and receiver.
- Connect the equipment into an outlet on a circuit different from that to which the receiver is connected.
- Consult the dealer or an experienced radio/TV technician for help.

The device has been evaluated to meet general RF exposure requirements. The device can be used in portable exposure conditions without restriction.

Documents / Resources

	AIHOOR C1 Bluetooth Speakerphone [pdf] User Manual ARC1, 2AZLD-ARC1, 2AZLDARC1, C1 Bluetooth Speakerphone, C1, Bluetooth Speakerphone
---	--