



[Home](#) » [AHS](#) » **AHS-CS-KHB_S Compression Socks Instruction Manual** 

Contents [[hide](#)]

- [1 AHS-CS-KHB_S Compression Socks](#)
- [2 Product Specifications](#)
- [3 Intended Purpose](#)
- [4 Contraindications](#)
- [5 Warnings and Precautions](#)
- [6 Directions for Use](#)
- [7 Care & Maintenance](#)
- [8 Storage](#)
- [9 Documents / Resources](#)
 - [9.1 References](#)



AHS-CS-KHB_S Compression Socks










Product Specifications

SKU	Description
AHS-CS-KHB_S	Knee High Compression Socks 15 – 22 mmHg Black Small
AHS-CS-KHB_M	Knee High Compression Socks 15 – 22 mmHg Black Medium
AHS-CS-KHB_L	Knee High Compression Socks 15 – 22 mmHg Black Large
AHS-CS-KHB_XL	Knee High Compression Socks 15 – 22 mmHg Black X-Large

High-quality medical compression stockings for versatile everyday use.

- Manufactured in China for American Hospital Supply
- Not Made with Natural Rubber Latex (include text next to or below symbol)

	Keep Dry		Keep Out of Direct Sunlight
	Not Made with Natural Rubber Latex	MD	Medical Device
	Consult Instructions for Use		Use with Caution
	Non Sterile		DEHP-Free

Size Chart & Material

Material: Nylon 77%, spandex 20%, polyester 3%

Size Chart

Note: Measure circumference for most accurate fit. Consult instructions for use for further details

	Small	Medium	Large	X-Large	
EU	34 – 37	37- 41	41 – 44	44 – 47	
USA (M)	3 – 5.55	5.5 – 8 .5	8.5 – 11	11 – 13.5	
USA (F)	4 – 6.5	6.5 – 9.5	9.5 – 12	12 – 14.5	

	Small	Medium	Large	XL	XXL
				29 – 32 cm	29 – 32 cm
Ankle Circumference	16.5 – 21 cm	23 – 25 cm	26 – 28 cm	(11 3/8" – 12)	(11 3/8" – 12)
	(6 1/2" – 8 1/4")	(9" – 9 7/8")	(10 1/4" – 11")	5/8")	5/8")

	26 – 27 cm	29 – 38 cm	32- 41 cm	35 – 44 cm	
	(10 1/4" – 10	(11 3/8" –	12 5/8" – 16	(13 3/4" – 17	38 – 47 cm
Calf Circumference	5/8")	15")	1/8")	3/8")	(15" – 18 1/2")

Size	Ankle Circumference (cm)	Ankle Circumference (in)	Calf Circumference (cm)	Calf Circumference (in)
S	16.5 – 21	6 1/2 – 8 1/4	26 – 27	10 1/4 – 10 5/8
M	23 – 25	9 – 9 7/8	29 – 38	11 3/8 – 15
L	26 – 28	10 1/4 – 11	32 – 41	12 5/8 – 16 1/8
XL	29 – 32	11 3/8 – 12 5/8	35 – 44	13 3/4 – 17 3/8
XXL	29 – 32	11 3/8 – 12 5/8	38 – 47	15 – 18 1/2

Intended Purpose

American Hospital Supply's circular-knitted and flat-knitted medical compression stockings are designed to provide external, physical compression to support venous and lymphatic health.

Each stocking has a specific compression level, designed to assist in managing venous and lymphatic conditions. The appropriate compression class and style should be determined by a healthcare professional. The compression level is indicated on the package label.

Indications for Use

Compression Class 1 (15 – 20 mmHg)

- Relief for tired, heavy, or aching legs.
- Minor varicose veins without edema.
- Thrombosis prevention for mobile patients.
- Mild swelling of the feet, ankles, and legs.
- Early-stage pregnancy-related varicose veins.
- Controlled cardiac edema.
- Support for arthritic patients with reasonable dexterity.
- Management of primary or secondary lymphedema in ISL Stages I-II with minimal shape distortion (or ISL Stage III when higher compression is not tolerated).

Contraindications

American Hospital Supply medical compression stockings should not be worn if you have one or more of the following conditions:

- Severe peripheral arterial occlusive disease.
- Uncontrolled or decompensated heart failure.
- Septic phlebitis.
- Phlegmasia coerulea dolens.
- Untreated and/or advancing skin infections (e.g., erysipelas) in the area where the stocking is applied.
- Open wounds not covered with an appropriate dressing.
- Allergy or sensitivity to stocking materials.

Warnings and Precautions

- Compression stockings should be used only under the guidance of a healthcare professional, who should regularly evaluate their appropriateness.
- If you have conditions such as polyarthritis, complex regional pain syndrome (CRPS), malignant lymphedema, or medical conditions where increased venous or lymphatic return is not desired, consult a healthcare provider before use.
- Discontinue use and seek medical attention if you experience pain, numbness, discoloration, tightness, new wounds, or worsening swelling.
- Proper measurement is essential-compression stockings that are too tight or too loose can cause skin damage or discomfort.

- If reordering, remeasure to ensure continued proper fit.
- Maintain proper hygiene and skin care to prevent irritation.
- Wear appropriate footwear to prevent falls.
- Not recommended for bed rest-use caution if mobility is impaired.

Directions for Use

To maximize the medical benefits of your American Hospital Supply compression stockings, wear them regularly and consistently.

How to Put On Compression Stockings

- Turn the stocking inside out down to the heel.
- Place your foot inside and gently pull over the heel.
- Gradually work the stocking up the leg, avoiding pulling from the top.
- Smooth out any wrinkles and ensure a snug, even fit.
- Use rubber gloves for better grip and easier application.

For waist-high compression stockings

- Pull up to mid-thigh while seated.
- Stand up and adjust to the waist.
- Ensure a secure and even fit.

Special Notes for Application & Removal

- Avoid long fingernails and jewelry that may damage the fabric.
- Use rubber gloves or a donning aid for easier application.
- Avoid oily lotions or creams unless recommended.
- Do not cut loose threads, as this may lead to fabric damage.

Care & Maintenance

- Wash daily or every other day using a mild detergent.
- Do not use fabric softeners, brighteners, or stain removers.
- Hand wash or machine wash on a gentle cycle with warm water.

- Do not wring-instead, roll in a towel and press gently to remove excess water.
- Air dry away from direct heat and sunlight.
- Use a laundry net for added protection.
- Do not dry clean, bleach, or iron.
- If your stocking has a silicone band, wash by hand as needed to remove residue.

Storage

- Store in a cool, dry place away from direct sunlight.
- Compression stockings should be replaced every six months due to material wear.

Notice

If you experience any serious incidents related to this product, report them to American Hospital Supply and your local regulatory authority. For custom-made compression stockings, federal law (U.S.) requires a physician's order for sale and use.

Final Notes

- Always consult a healthcare professional for proper use.
- Regular use and proper care will ensure maximum therapeutic benefits.

Contact Information


American Hospital | Supply LLC | 2219 Main Street #464 ,Santa Monica, CA 90405 |

[888-621-5011](tel:888-621-5011)

info@american-hospitalsupply.com

american-hospitalsupply.com

Documents / Resources

	<p>AHS AHS-CS-KHB_S Compression Socks [pdf] Instruction Manual AHS-CS-KHB_S, AHS-CS-KHB_M, AHS-CS-KHB_L, AHS-CS-KHB_XL, AHS-CS-KHB_S Compression Socks, AHS-CS-KHB_S, Compression So cks, Socks</p>
---	--

References

- [User Manual](#)

■ AHS

🔍 AHS, AHS-CS-KHB_L, AHS-CS-KHB_M, AHS-CS-KHB_S, AHS-CS-KHB_S Compression Socks, AHS-CS-KHB_XL, Compression Socks, Socks

Leave a comment

Your email address will not be published. Required fields are marked *

Comment *

Name

Email

Website

☐ Save my name, email, and website in this browser for the next time I comment.

Post Comment

Search:

Search

[Manuals+](#) | [Upload](#) | [Deep Search](#) | [Privacy Policy](#) | [@manuals.plus](#) | [YouTube](#)

This website is an independent publication and is neither affiliated with nor endorsed by any of the trademark owners. The "Bluetooth®" word mark and logos are registered trademarks owned by Bluetooth SIG, Inc. The "Wi-Fi®" word mark and logos are registered trademarks owned by the Wi-Fi Alliance. Any use of these marks on this website does not imply any affiliation with or endorsement.

