



AGSTWC Timed Water Controller Owner's Manual

[Home](#) » [AGS](#) » AGSTWC Timed Water Controller Owner's Manual 

Contents

- 1 AGSTWC Timed Water Controller
- 2 Specifications
- 3 FAQ
- 4 PRODUCT OVERVIEW
- 5 FEATURES
- 6 INSTALLATION INSTRUCTIONS
- 7 SIMPLE OPERATION
- 8 PROTECTIVE COVERS
- 9 PLUG & PLAY INSTALLATION
- 10 PROVIDING SAFETY & CONTROLS IN
- 11 CONTACT
- 12 Documents / Resources
 - 12.1 References



AGSTWC Timed Water Controller



Specifications

- Timed Control for Drug Testing Lab Water Supplies
- Automatic or Manual Control over water
- **Four Timed Delay Options:** 2 minutes, 5 minutes, 10 minutes, or timed water cut off disabled
- Adaptable Utility Output for water or electric control 110VAC or 24VAC/DC
- **Power Supply:** 110VAC or 24VAC/DC
- Dry Contact Inputs for remote panic buttons and fire alarms
- Clear LED status display for easy use
- Modern & Compact Design with strong polyac PA-765 material
- **Optional Covers Available:** Wall mounted with flush or lockable shield

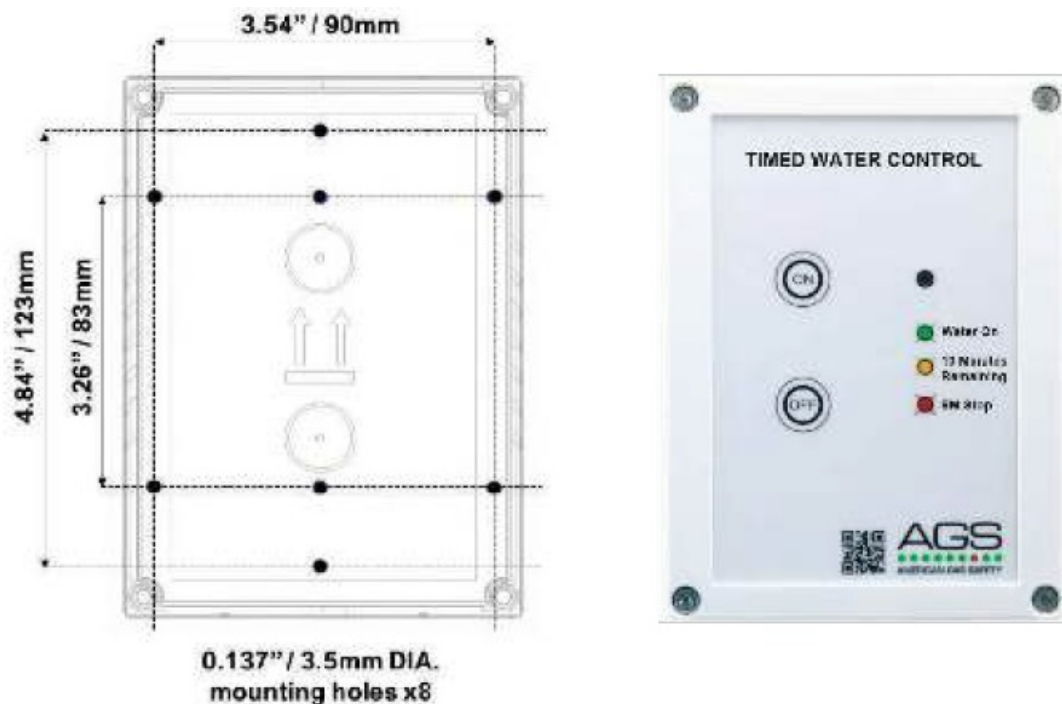
FAQ

- **Q:** What are the available timed delay options for water supply control?
 - **A:** The AGS TGC offers four timed delay options: 2 minutes, 5 minutes, 10 minutes, or the option to disable timed water cut off.
- **Q:** How can I reset the water shut off timeout after a panic shutdown?
 - **A:** Simply press the reset button on the controller to reset the water shut off timeout after a panic shutdown.
- **Q:** What power supply options are supported by the AGSTWC?
 - **A:** The AGSTWC supports a power supply of 110VAC or 24VAC/DC.

PROTECT LIFE & PROPERTY

TIMED CONTROL FOR DRUG TESTING LAB WATER SUPPLIES

PRODUCT OVERVIEW



PRODUCT OVERVIEW

The AGSTWC provides a timed supply of water via a 110VAC or 24VAC/DC normally open water solenoid valve, or an electrical power supply.

Typically used for drug testing laboratories to comply with the Department of Transportation (DOT) 49 CFR 40.43 – Subpart D. Each controller has a selectable time out function built-in via internal dip switches, for 2 minutes, 5 minutes, 10 minutes or timer disabled. When the timer has reached the owner's selected setting, the front LED will flash to warn user of the time out.

The AGSTWC is manufactured in a modern polycarbonate enclosure which provides protection from damage. The AGSTWC is designed to replace contractor constructed solutions for timed supply and panic shutdown, incorporating a crucial reset of the timed supply after a panic shutdown.

FEATURES



Automatic or Manual

Control over water



Dry Contact Inputs

For remote panic buttons and fire alarms



Four Timed Delay Options

2 minutes, 5 minutes, 10 minutes or timed water cut off disabled



Easy To Use

Clear LED status display



Adaptable Utility Output

For water or electric control
110VAC or 24VAC/DC



Modern & Compact Design

Strong polyac PA-765,
designed to withstand
daily use



Power Supply

110VAC or 24VAC/DC



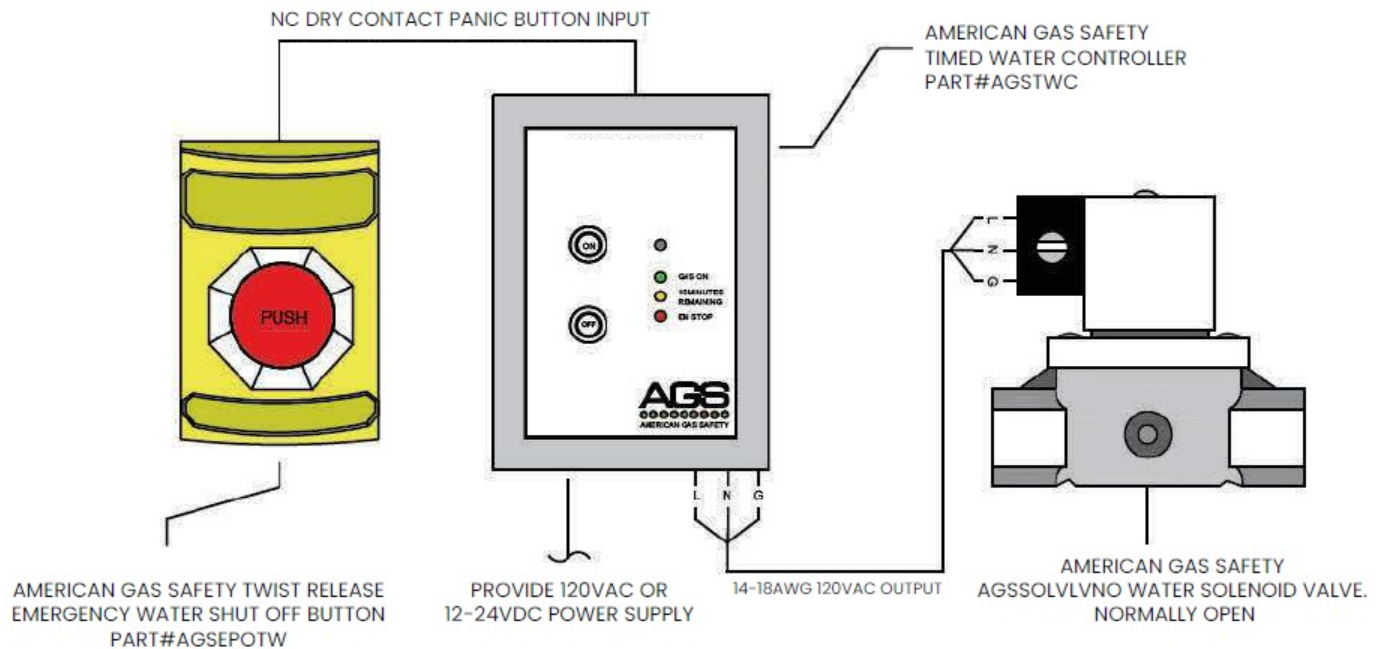
Optional Covers Available

Wall mounted with
flush or lockable shield
available

Information




- 30+ YEARS OF EXPERIENCE

INSTALLATION INSTRUCTIONS



SIMPLE OPERATION



- 
Green. Remains illuminated when water valve is closed.
- 
Amber. The controller LED will turn amber ten (1) minute before the automatic water shut off timeout is reached and the buzzer will beep, and the amber LED will then intermittently flash. After this time, the water will automatically turn on until reactivated.
- 
Red. Remains illuminated when a remote emergency stop device has been activated. The water supply is isolated until the emergency has been investigated, rectified, and reset. Press ON to re-enable/open the water supply.

PROTECTIVE COVERS

AVAILABLE



These indoor/outdoor low-profile covers protect devices without restricting legitimate operation. The versatile cover offers excellent protection against physical damage (both accidental and intentional), dust and grime as well as severe environmental conditions inside and out.

Wall Mount Cover:

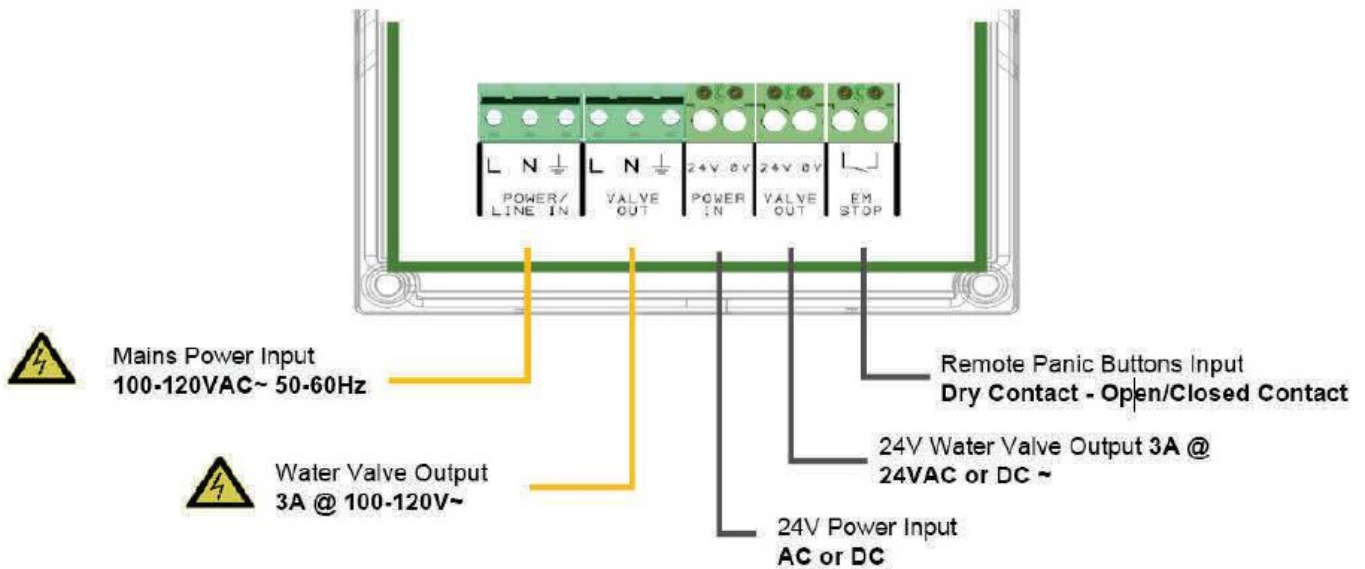
- AGSTWCWMCOVER

Flush Mount Cover:

- AGSTWCFMCOVER

PLUG & PLAY INSTALLATION

Internal Fuse: Anti-Surge 3.15A 250V~
Wire Rating Min. 18AWG Tinned Copper @ 167°F



PROVIDING SAFETY & CONTROLS IN

- SCIENCE LABORATORIES
- COMMERCIAL KITCHENS
- BOILER ROOMS
- PARKING GARAGES
- GAS FEATURES
- EMS STATIONS

CONTACT

FIND OUT MORE

- info@americangassafety.com
- (727)-608-4375
- 6304 Benjamin Road, Suite 502, Tampa, FL
- www.americangassafety.com
- in: @american-gas-safety

Documents / Resources



[AGS AGSTWC Timed Water Controller](#) [pdf] Owner's Manual

AGSTWC, AGSEPOTW, AGSSOLVINO, AGSTWC Timed Water Controller, AGSTWC, Timed Water Controller, Water Controller, Controller

References

-  [American Gas Safety](#) | [Gas Detection](#) | [Control Systems](#) | [Solenoid Valves](#)
- [User Manual](#)

[Manuals+](#), [Privacy Policy](#)

This website is an independent publication and is neither affiliated with nor endorsed by any of the trademark owners. The "Bluetooth®" word mark and logos are registered trademarks owned by Bluetooth SIG, Inc. The "Wi-Fi®" word mark and logos are registered trademarks owned by the Wi-Fi Alliance. Any use of these marks on this website does not imply any affiliation with or endorsement.