



## AGJ Wireless Intercom Doorbell User Manual

[Home](#) » [AGJ](#) » AGJ Wireless Intercom Doorbell User Manual 




### Wireless Intercom Doorbell User Manual






#### Contents

- [1 Power On / Off:](#)
- [2 Calling and Answer:](#)
- [3 Documents / Resources](#)
- [3.1 References](#)

## Power On / Off:

Press and hold  button for 5 seconds to power on / off the receiver.  
Transmitter doesn't need to be powered on.

## Calling and Answer:

Press the call button  on the transmitter. The receiver will ring and press  Button to answer. It is fully handfree and duplex communication. When the call is over, press  button to hang up. After the call, put the receiver back to the charging base.


**Volume:** Press the VOL- or VOL+ button to change the volume. Volume has 8 levels from 1 to 8.

### Receiver Music:

After the receiver is powered on, press and hold button for 5 seconds to change the music. There are 4 music available.

### Pairing:

After the receiver is powered on, press and hold VOL- and VOL+ buttons together for 5 seconds until it says "Searching".

Press and hold the call button  on the transmitter until you hear "Successful". Now the pairing is done.  
When fully charged, the transmitter can be used for 4 months.

When fully charged, the receiver can be used for a week.

Transmitter LED Indicator: The LED indicator light is red when charging and the red light is off when fully charged.  
LED indicator is always blue during the call.

Receiver LED Indicator: The LED indicator light is red when charging and the red light is off when fully charged.  
When the receiver is in the standby state, the LED indicator will light up blue every five seconds.

**Manufacturer: Shanghai Biancheng Electronic Technology Co., Ltd.**

**Address: Building #C, 180 South Changjiang Road, Shanghai, China**

**TEL: +86 15921788065**

**Website: [www.wirelesslinkx.com](http://www.wirelesslinkx.com)**

## Documents / Resources

	<p><a href="#">AGJ Wireless Intercom Doorbell [pdf] User Manual</a> Wireless Intercom Doorbell, Wireless, Intercom Doorbell, Doorbell</p>
---	---

## References

- [📞 Tour guide system, Wireless tour guide system, Pager system, Wireless calling system, Pager – WirelessLinkx](#)
- [User Manual](#)

