

AGILTRON NS-Type Polarization Scrambler Module User Manual


[Home](#) » [AGILTRON](#) » AGILTRON NS-Type Polarization Scrambler Module User Manual 

Contents

- [1 AGILTRON NS-Type Polarization Scrambler Module](#)
- [2 NS-type Polarization Scrambler Module](#)
- [3 Introduction](#)
- [4 Product Usage Instructions](#)
- [5 Optical Specification](#)
- [6 Documents / Resources](#)
 - [6.1 References](#)
- [7 Related Posts](#)



AGILTRON NS-Type Polarization Scrambler Module




NS-type Polarization Scrambler Module

The NS-type Polarization Scrambler Module by Photonwares Corp. is a fully integrated module that scrambles the polarization of input light. It is finely-tuned at room temperature before shipment to ensure the Degree of

Polarization (DOP) specified in the datasheet is met for all input polarization states. The module has a power supply connector (12V), a polarization scrambler, an optical input, and an optical output.

Introduction

The NS-type fiber-optic polarization scrambler (NOPS) is based on a high-speed electro-optical (EO) material plate functioning as a phase retarder. Three EO plates are oriented at 0, 45, and 0 degrees, respectively. The three EO plates are driven at three different sinusoidal waves that are not synchronized. The driving board internally produces the sinusoidal waves. NOPS has three versions currently, of which the maximum frequency is 5MHz, 2MHz, and 300kHz, respectively. Figure 1 shows the OEM type of NOPS on the driver.



1. Power supply connector (12V)
2. Polarization Scrambler
3. Optical Input
4. Optical Output

Product Usage Instructions

1. Connect the 12VDC power supply to the DC port #1 of the module.
2. Connect the optical input to the input port of the module.
3. Connect the optical output to the output port of the module.
4. The module will automatically scramble the polarization of input light.

The instrument type of NOPS is currently available only for the 300kHz version, as shown in Figure 2, where the NOPS is packaged in one enclosure to minimize the external impact on the DOP performance.



Figure 2: Photo of NOPS in the enclosure

The NOPS is delivered with one 12VDC power supply.

Operation

This NOPS is a fully integrated module and ready to use. The user only needs to plug the power supply into DC port #1, as shown in Figure 1, the NOPS will automatically scramble the polarization of input light.

Performance

The performance of NOPS is finely-tuned at room temperature before shipment to ensure the DOP specified in the datasheet is met for all input polarization states. So, please don't change any pre-setting on the driving board. Figure 3 shows the setup for a fine-tuning process by using a polarization controller (PC) and polarization analyzer.

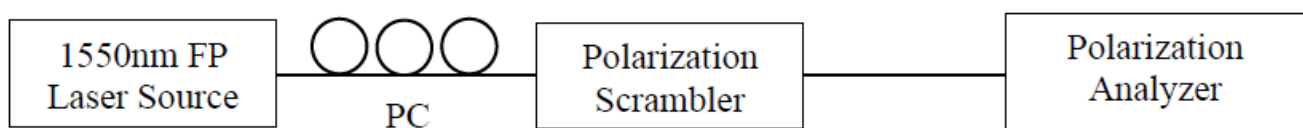


Figure 3: Performance Evaluation Setup

Figure 4 shows one example measurement using an HP polarization analyzer.

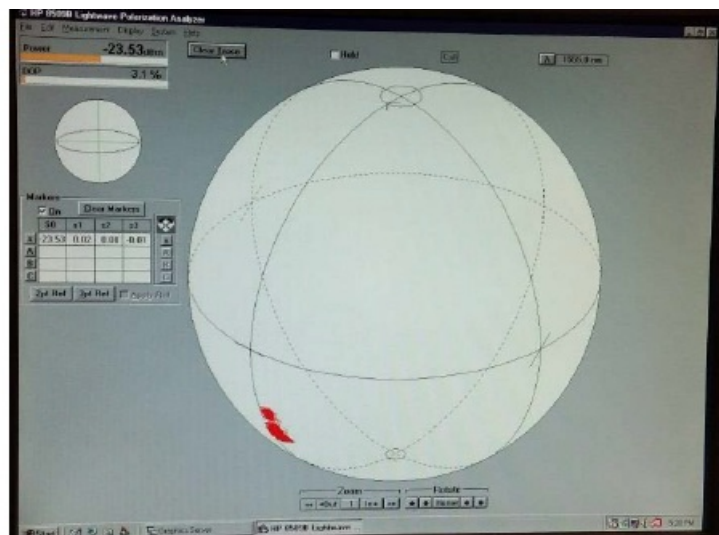



Figure 4: *DOP measurement*

Optical Specification

Parameters	Min	Typical	Max	Unit
Operating wavelength range	1300		1600	nm
Insertion Loss		0.8	1.5	dB
Polarization Dependent Loss		0.05	0.35	dB
Operating Temperature	-5		70	°C
Storage Temperature	-40		85	°C
Operating Optical Power		500		mW

Warning: Do not touch the driving board during operation to avoid high voltage electric shock.

Documents / Resources

 <p>User Manual NS-Type Polarization Scrambler Module (Revised on 202007)</p>	<p>AGILTRON NS-Type Polarization Scrambler Module [pdf] User Manual NS-Type Polarization Scrambler Module, Polarization Scrambler Module, Scrambler Module, M odule</p>
--	---

References

- 
[Home - Industry-leading Optical Switches/Attenuators - Agiltron Inc.](#)