

AEL361INABSTB
Elise Induction
Range



AGA AEL361INABSTB Elise Induction Range Instructions

[Home](#) » [AGA](#) » AGA AEL361INABSTB Elise Induction Range Instructions 

Contents

- [1 AEL361INABSTB Elise Induction Range](#)
- [2 Specifications](#)
- [3 Product Usage Instructions](#)
- [4 SPECIFICATIONS](#)
- [5 WARRANTY](#)
- [6 INDUCTION RANGE](#)
- [7 OVEN FEATURES](#)
- [8 FAQ](#)
- [9 Documents / Resources](#)
 - [9.1 References](#)



AEL361INABSTB Elise Induction Range



Specifications

- **Brand:** AGA
- **Model:** AEL361IN
- **Number of Burners:** 5
- **Oven Features:**
 - **Boost:** 2.2kW, Maximum Non-Boost 1.4kW
 - **Boost:** 3.0kW, Maximum Non-Boost 1.85kW
 - **Boost:** 3.7kW, Maximum Non-Boost 2.3kW
 - **Boost:** 3.0kW, Maximum Non-Boost 1.85kW
 - **Boost:** 3.0kW, Maximum Non-Boost 1.85kW
- **Cooktop Features:** Electric Oven and Electric Hotplate
- **Dimensions:** 35 1/2 W x 27 D x 36 H
- **Weight:** 319 lbs (oven), 403 lbs (total)
- **Accessories:** 2 x Telescopic racks with runners, 1 pastry tray, Toe kick, Anti-tip device, Handrail

Product Usage Instructions

Turning On the Induction Range

Ensure the induction range is properly plugged into a power source. Press the power button on the control panel to turn on the range.

Using the Cooktop

Select the desired burner by touching the corresponding control panel icon. Adjust the heat level using the controls for precise cooking.

Operating the Oven

To use the oven, select the desired temperature and cooking mode using the oven control panel. Place food items inside and close the oven door securely.

Cleaning and Maintenance

After each use, allow the induction range to cool down before cleaning. Use a damp cloth with mild detergent to clean the surfaces. Regular maintenance will ensure optimal performance.

In the re-imagining of the classic Elise design, AGA took its cues from the modern farmhouse movement itself. Rustic yet refined, the Elise blends old and new in masterful ways, both fresh and timeless, with just a hint of the exquisite.

Complimented by stunning new cruciform knobs with knurling, shipped standard in Brushed Nickel, but also available as after-market options in four additional versatile hardware finishes (Polished Chrome, Polished Brass, Polished Copper, Brushed Brass and Black Anodized Aluminum), the re-imagined AGA Elise confidently steps into the spotlight along side its classic AGA siblings.



SPECIFICATIONS

- **Product Dimensions:** 35 1/2" W x 27" D x 36" H
- **Shipping weight (lbs):** 403 lbs (includes range, crate & pallet)


WARRANTY

- 2 Year Warranty on parts and labor with exception of cosmetic damage

FINISHES

NOTE: Colors not in stock could have a 4-12 week lead time (check for availability). Ranges manufactured using Soho colors are only available with stainless steel fascia.

CLASSIC COLOR COLLECTION



SOHO COLOR COLLECTION

**Slate** (0682)**Stone Blue** (0699)**Mineral Green** (6001)**Carnaby Blue** (0673)**Fawn** (0688)**Piccadilly Red** (0667)**Salcombe Blue** (0693)**Cranberry** (0658)

INDUCTION RANGE

General Properties	
Total Oven Capacity	4.5 cu. ft.
Usable Oven Space	28" W x 14" D x 14 ½" H
Cooking Mode	Multi-function Oven with 7 Cooking Modes
Cleaning Type	EasyClean™ Enamel
Controls	Knobs on fascia
Sealed Burners	Yes
Cooktop Performance	
Cooktop Dimensions	35 ½" W x 21 ⅜" D
Number of Burners	5
Power of Left Front Burner	Boost: 2.2kW, Maximum Non Boost 1.4kW
Power of Back Left Burner BTU	Boost: 3.0kW, Maximum Non Boost 1.85kW
Power of Center Burner BTU	Boost: 3.7kW, Maximum Non Boost 2.3kW
Power of Front Right Burner BTU	Boost: 3.0kW, Maximum Non Boost 1.85kW
Power of Back Right Burner BTU	Boost: 3.0kW, Maximum Non Boost 1.85kW
Electrical Details	
Circuit Breaker (A)	45 A* (15.1kW)
Volts (V)	240V
Frequency (Hz)	60Hz
Plug Type	4-prong NEMA 14-50P
Power Cord Length	50"
Energy Source	Electric Oven and Electric Hotplate

OVEN FEATURES

- Multifunction oven with 7 settings including true European dual-convection cooking, fan-assisted baking, browning, thaw & serve, convection broiling, warming and conventional cooking
- Large 4.5 cu. ft. oven
- Two robust telescopic glide-out racks
- One flat rack
- One Pastry Tray

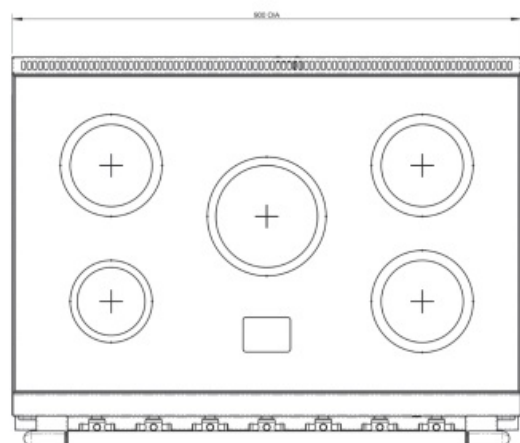
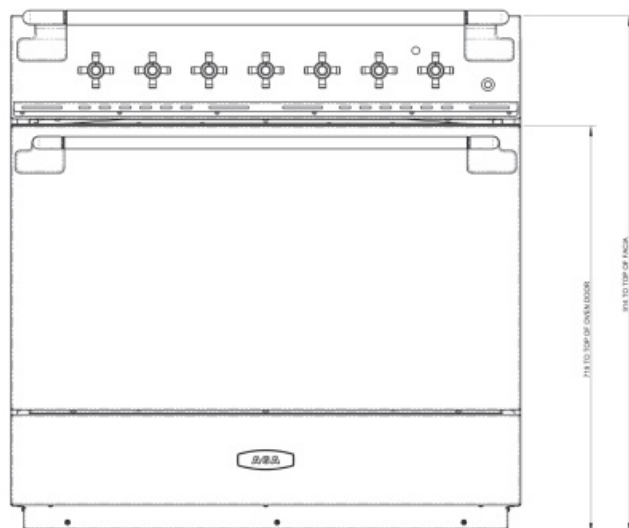

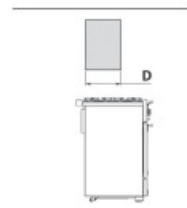
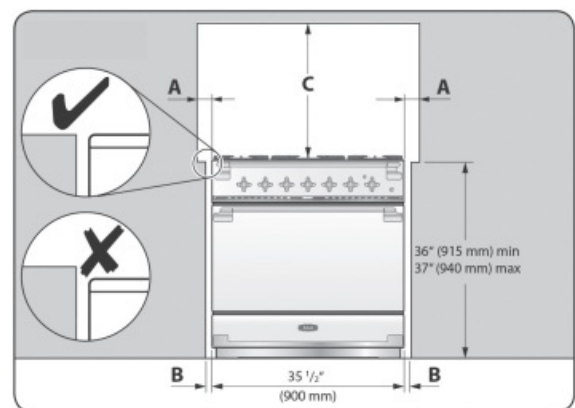
- Dual broiler system

COOKTOP FEATURES

- A ceramic glass surface cooktop with five induction burners and integrated capacitive touch controls efficiently utilizes, transfers, and captures 90% of energy generated, as compared to only 55% with that of a traditional gas burner.
- Stunning new cruciform knobs with knurling, available in a selection of versatile hardware finishes
- Convenient storage drawer stores cookware and even oven racks

Installation Clearance Dimensions

A - Gap between side of appliance and adjacent vertical surface ABOVE cooktop level	1 ³ / ₁₆ "
B - Gap between side of appliance and adjacent vertical surface BELOW cooktop level	³ / ₁₆ " (U.S.) ¹ / ₂ " (Canada)
C - Gap between cooktop level and any horizontal combustible surface	31 ¹ / ₂ "
D - Maximum depth of cabinets installed above the top surface cooking sections	13"
E - Minimum distance between horizontal surfaces less than dimension C	35 ¹ / ₂ " (U.S.) 36 ³ / ₈ " (Canada)
F - Minimum distance between horizontal cabinets and worktop surfaces adjacent to range	16 ⁵ / ₃₂ "



AGA IS A MEMBER OF THE MIDDLEBY RESIDENTIAL LUXURY BRAND PORTFOLIO

FAQ

- **Q: Can I customize the hardware finishes of the AGA Elise Induction Range?**
 - A: Yes, the range comes with Brushed Nickel knobs as standard, but you can choose from additional

finishes like Polished Chrome, Polished Brass, Polished Copper, Brushed Brass, and Black Anodized Aluminum.

- **Q: What colors are available for the AGA Elise Induction Range?**

- A: The range is available in classic colors like Stainless Steel, Matte Black, White, and Gloss Black, as well as new options like Indigo, Cornwall Green, Slate, Stone Blue, and more.

Documents / Resources



[AGA AEL361INABSTB Elise Induction Range \[pdf\] Instructions](#)
AEL361INABSTB, AEL361IN, AEL361INABSTB Elise Induction Range, AEL361INABSTB, Elise Induction Range, Induction Range, Range

References

- [AGA Ranges USA | Cooking With AGA](#)
- [User Manual](#)

[Manuals+](#), [Privacy Policy](#)

This website is an independent publication and is neither affiliated with nor endorsed by any of the trademark owners. The "Bluetooth®" word mark and logos are registered trademarks owned by Bluetooth SIG, Inc. The "Wi-Fi®" word mark and logos are registered trademarks owned by the Wi-Fi Alliance. Any use of these marks on this website does not imply any affiliation with or endorsement.