

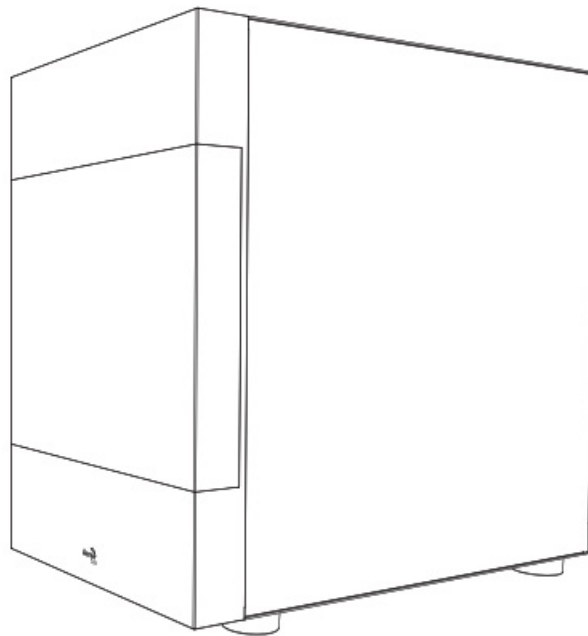


AeroCool Atomic User Manual

[Home](#) » [AeroCool](#) » AeroCool Atomic User Manual 



Atomic



User Manual

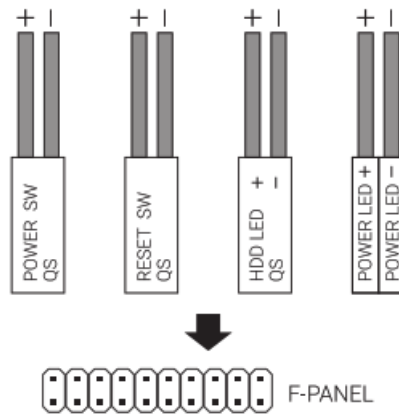
Contents

- [1 Front I/O Panel Cable Connection](#)
- [2 Accessory Bag Contents](#)
- [3 How to Install](#)
- [4 Front I/O Panel Cable Connection](#)
- [5 Documents / Resources](#)
- [6 Related Posts](#)

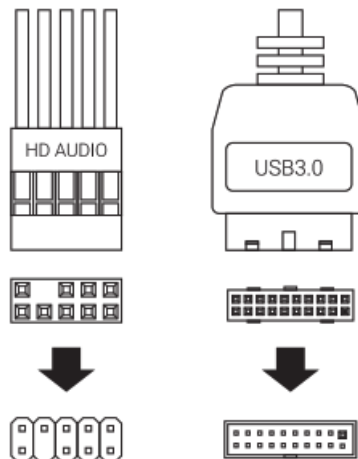
Front I/O Panel Cable Connection

Front Panel Connector

(Please refer to the motherboard's manual for further instructions).



Note: Specifications may vary depending on your region. Contact your local retailer for more information.



Accessory Bag Contents

1



SSD Screw
MB Screw

3



HDD Screw

2



PSU Screw
PCI Screw

4



MB Standoff

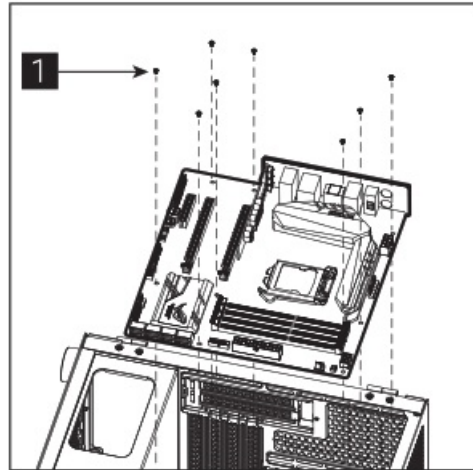
★
5



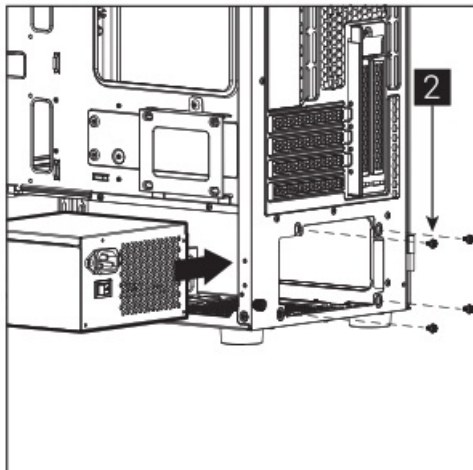
GPU bracket

How to Install

1. Install Motherboard



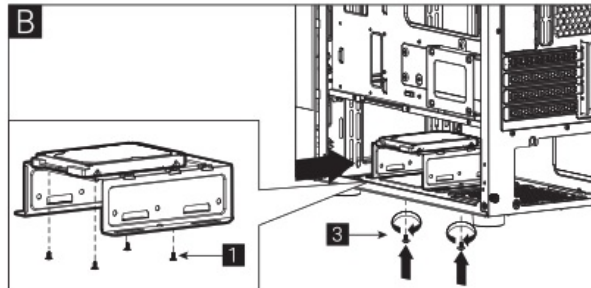
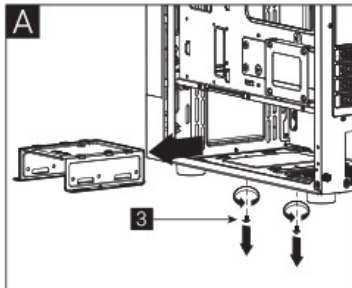
2. Install PUS



Front I/O Panel Cable Connection

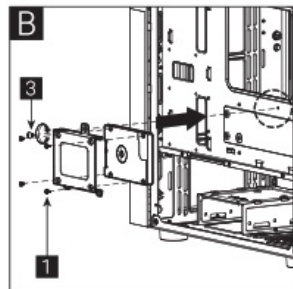
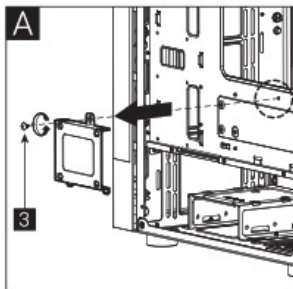
* GPU Bracket included only for a specific version(s). Compare the EAN code on the package sticker with website specs to find out if your version comes with a bracket.

(5a) Install 2.5" SSD x 1

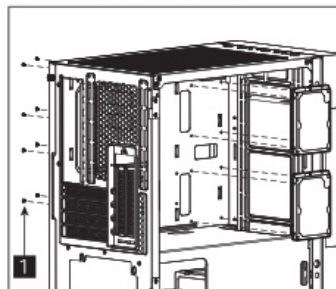


Install 2.5" SSD

(5b) Install 2.5" SSD x 1



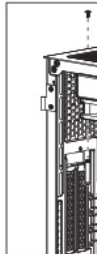
(5c) Install 2.5" SSD x 2



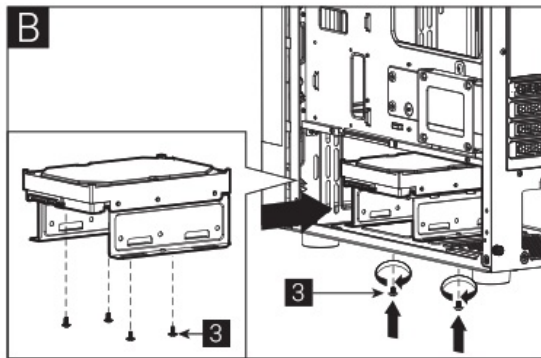
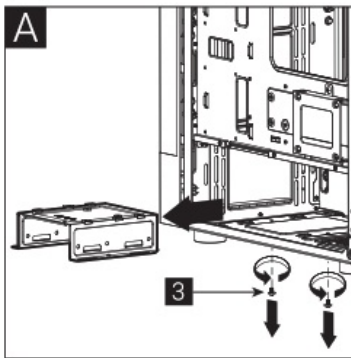
(6a) Instal



(6b) Insta

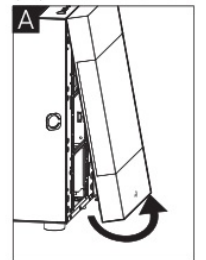


(4a) Install 3.5" HDD x 1

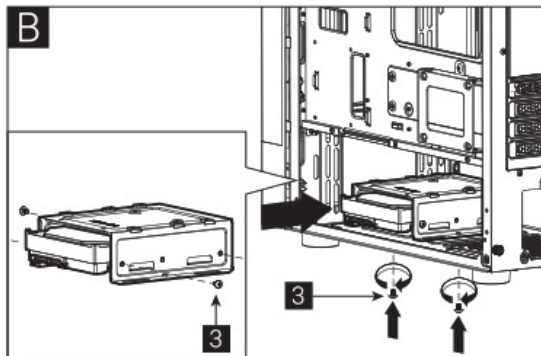
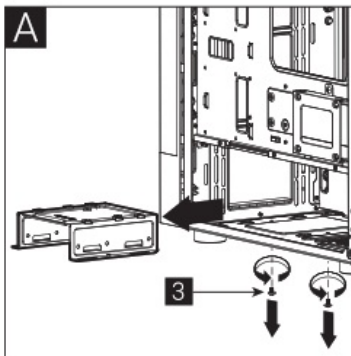


Install 3.5" HDD

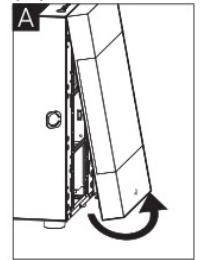
(7a) Install Front Fans



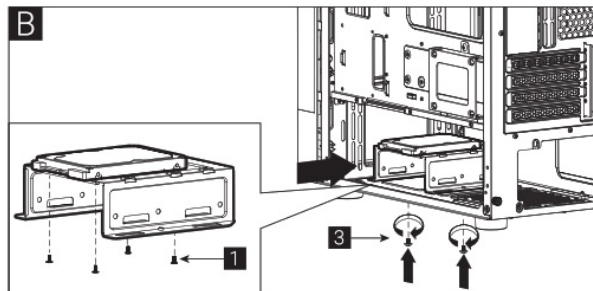
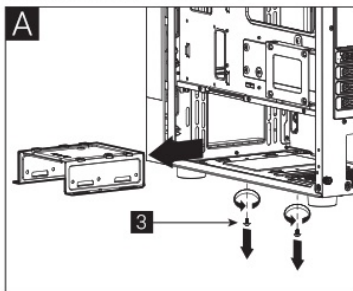
(4b) Install 3.5" HDD x 1



(7b) Install Front Fans

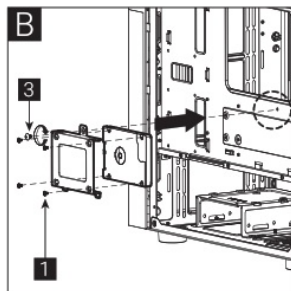
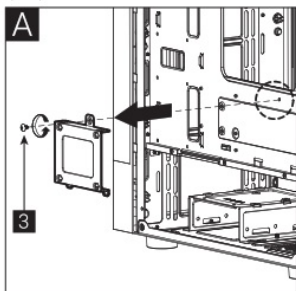


(5a) Install 2.5" SSD x 1

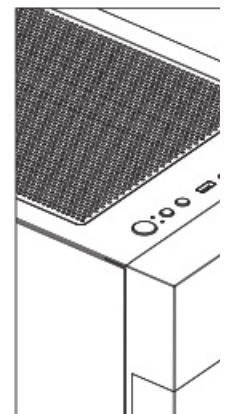
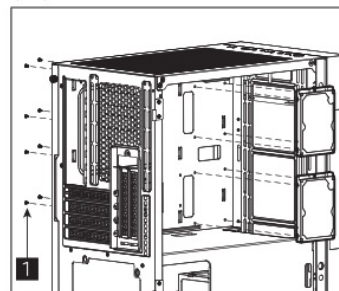


Install 2.5" SSD

(5b) Install 2.5" SSD x 1



(5c) Install 2.5" SSD x 2



***LED Control Button Instructions**

Press and hold the LED control button for 2 sec to switch between MB and LED button control mode.

To Turn off the LED, cycle through the LED modes.

Note: Specifications may vary depending on your region.

Contact your local retailer for more information.


To learn more about how to connect your ARGB, please visit the product page at aerocool.io (for ARGB compatible versions)

site: <https://andpro.ru>

ten: +7 (495) 545-4870

email: info@andpro.ru

Documents / Resources

	AeroCool Atomic [pdf] User Manual Atomic, Computer Case, System Case
---	---

[Manuals+](#).