



## Aeotec Motion Sensor User Guide

[Home](#) » [Aeotec](#) » Aeotec Motion Sensor User Guide 

**Aeotec Motion Sensor user guide**  
**Modified on: Tue, 24 Nov 2020 at 2:41 AM**



Aeotec Motion Sensor was developed to detect motion and temperature while it is connected to Aeotec Smart Home Hub. It is powered by Aeotec Zigbee technology.  
Aeotec Motion Sensor must be used with a compatible ZigBee Hub, like Aeotec Smart Home Hub, in order to work.

## Contents

- [1 Familiarize yourself with Aeotec Motion Sensor](#)
- [2 Connect the Aeotec Motion Sensor](#)
- [3 Using Aeotec Motion Sensor](#)
- [4 How to remove Aeotec Motion Sensor from Aeotec Smart Home Hub.](#)
- [5 Factory reset your Aeotec Motion Sensor](#)
- [6 Documents / Resources](#)
  - [6.1 References](#)
- [7 Related Posts](#)

## Familiarize yourself with Aeotec Motion Sensor

### Package contents:

1. Aeotec Motion Sensor
2. User manual
3. Health and safety guide
4. Magnetic ball mount
5. 3M adhesive strips
6. 1x CR2 battery

### Important safety information

- Read, keep, and follow these instructions. Heed all warnings.
- Clean only with a dry cloth.
- Do not install near any heat sources such as radiators, heat registers, stoves, or other apparatus (including amplifiers) that produce heat.
- Only use attachments and accessories specified by the Manufacturer.

## Connect the Aeotec Motion Sensor

Video link: <https://youtu.be/hLb-ul0BTfE>

### Steps in SmartThings Connect

1. From the Home screen, tap the Plus (+) icon and select Device.
2. Select Aeotec and then Motion Sensor (IM6001-MTP).
3. Tap Start
4. Choose a Hub for the device. 5. Choose a Room for the device and tap Next.
5. While the Hub searches:
  - Pull the “Remove when Connecting” tab found in the sensor.
  - Scan the code on the back of the device.

## Using Aeotec Motion Sensor

Aeotec Motion Sensor is now a part of your Aeotec Smart Home Hub network. It will appear as a motion widget

that can display motion status or temperature sensor readings.

This section will go over how to display all information in your SmartThings Connect app.

### **Steps in SmartThings Connect**

1. Open SmartThings Connect
2. Scroll down to your Aeotec Motion Sensor
3. Then tap the Aeotec Motion Sensor widget.
4. On this screen, it should display:
  - Motion
  - Temperature

You may use a Motion and Temperature sensor in an Automation to control your Aeotec Smart Home Hub home automation network.

### **How to remove Aeotec Motion Sensor from Aeotec Smart Home Hub.**

If your Aeotec Motion Sensor is not performing as you expected, you'll likely need to reset your motion sensor and remove it from Aeotec Smart Home Hub to begin a fresh start.

#### **Steps**

1. From the Home screen, select Menu
2. Select More Options (3 dot icon)
3. Tap Edit
4. Tap Delete to confirm

### **Factory reset your Aeotec Motion Sensor**

Aeotec Motion Sensor can be factory reset at any time if you come across any issues, or if you need to re-pair Aeotec Motion Sensor to another hub.

Video link: <https://youtu.be/4useLYFLJiw>

#### **Steps in SmartThings Connect.**

1. **Press and Hold the recessed connect button** for five (5) seconds.
2. **Release the button** when the LED starts blinking red.
3. The LED will blink red and green while attempting to connect.
4. Use the SmartThings app and steps detailed in "Connect the Aeotec Motion Sensor" above.

This page lists Aeotec product technical specifications for Aeotec Motion Sensor.

**Name:** Aeotec Motion Sensor

**Model number:**

**EU:** GP-AEOMSSEU

**US:** GP-AEOMSSUS

**AU:** GP-AEOMSSAU

**Hardware required:** Aeotec Smart Home Hub

**Software required:** SmartThings Connect (iOS or Android)

**Radio protocol:** Zigbee3

**Power supply:** No


**Battery charger input:** No

**Battery Type:** 1 \* CR2





**Radiofrequency:** 2.4 GHz  
**Sensor:**  
Motion  
Temperature  
**Indoor/Outdoor use:** Indoor only

**Operating distance:**  
50 – 100 ft  
15.2 – 40 m  
**Dimension of Button:**  
2.19 x 1.98 x 2.19 in  
56.6 x 50.2 x 55.7 mm  
**Weight:**  
95 g  
3.36 oz

**Documents / Resources**

	<a href="#">Aeotec Motion Sensor</a> [pdf] User Guide Motion Sensor
--	--

**References**

-  [s3.amazonaws.com/cdn.freshdesk.com/data/helpdesk/attachments/production/6113931787/original/dOYnI1600905065](https://s3.amazonaws.com/cdn.freshdesk.com/data/helpdesk/attachments/production/6113931787/original/dOYnI1600905065)
-  [AEOTEC SmartThings Smart Home Hub | Home2Link](#)
-  [How to reset Samsung SmartThings Motion Sensor | Samsung US - YouTube](#)
-  [How to connect Samsung SmartThings Motion Sensor - YouTube](#)