



# ADVANTECH Wi-Fi STA Relay Router Application User Guide


[Home](#) » [Advantech](#) » ADVANTECH Wi-Fi STA Relay Router Application User Guide 



## Contents

- [1 Wi-Fi STA Relay Router Application](#)
- [2 Changelog](#)
- [3 Introduction](#)
- [4 Web Interface](#)
- [5 Related Documents](#)
- [6 Documents / Resources](#)
  - [6.1 References](#)

## Wi-Fi STA Relay Router Application



Advantech Czech s.r.o., Sokolska 71, 562 04 Usti nad Orlici, Czech Republic  
Document No. APP-0102-EN, revision from 1st November, 2023.

© 2023 Advantech Czech s.r.o. No part of this publication may be reproduced or transmitted in any form or by any means, electronic or mechanical, including photography, recording, or any information storage and retrieval system without written consent.

Information in this manual is subject to change without notice, and it does not represent a commitment on the part of Advantech.

Advantech Czech s.r.o. shall not be liable for incidental or consequential damages resulting from the furnishing, performance, or use of this manual.

All brand names used in this manual are the registered trademarks of their respective owners. The use of trademarks or other designations in this publication is for reference purposes only and does not constitute an endorsement by the trademark holder.

## Used symbols



**Danger** – Information regarding user safety or potential damage to the router.



**Attention** – Problems that can arise in specific situations.



**Information** – Useful tips or information of special interest.



**Example** – Example of function, command or script.

## Changelog

### 1.1WiFi STA Relay Changelog

#### v1.0.0 (2016-12-21)

- First release.
- IPv4 only.

#### v1.0.1 (2017-03-06)

- Added br0 interface.

### v1.0.2 (2019-01-02)

- Added licenses information.

### v1.0.3 (2020-01-23)

- Fixed compatibility for FW 6.2.0+.

### v1.1.0 (2020-01-30)

- Updated relayd package to version 2016-02-07.
- Added option "Disable DHCP parsing".

### v1.3.0 (2020-10-01)

- Updated CSS and HTML code to match firmware 6.2.0+.

## Introduction

⚠ Router app is not contained in the standard router firmware. Uploading of this router app is described in the Configuration manual (see Chapter Related Documents).

WiFi STA Relay is router app used to relay and dynamically redirect incoming connections to a target host. Its main purpose in routers is to extend the wireless network. For example, when Router is in STA Wireless Station mode, it can be used to bridge WAN and LAN interfaces to create a larger Wireless network. This type of configuration connects devices from different networks into a single network, making it possible for the devices to communicate with each other while also providing the devices with an Internet connection.

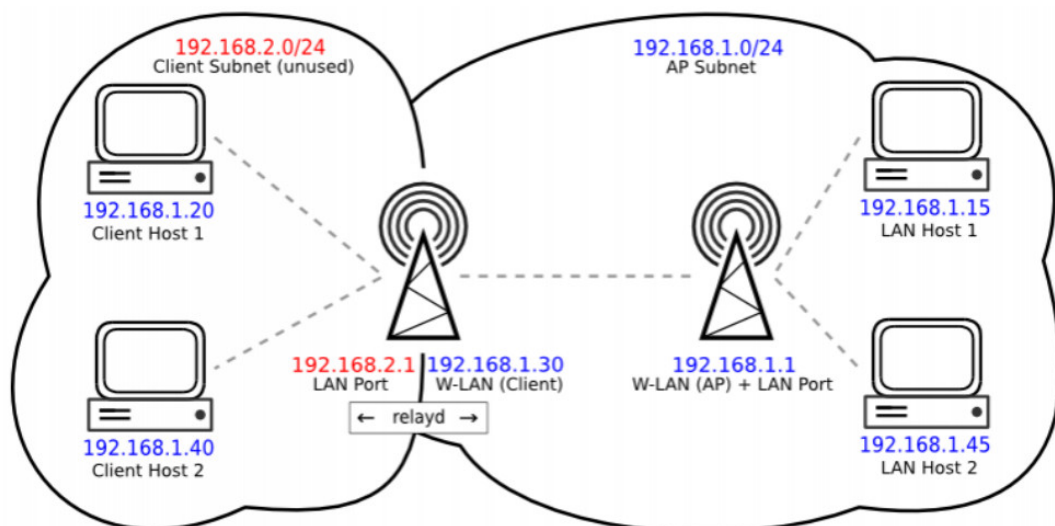


Figure 1: Wifi STA Example

This image shows an example setup. LAN interface of the Wi-Fi STA device MUST be on a different subnet for relayd to work (since it is routing traffic, it expects 2 different subnets).

Since both ethernet ports and Access Point Wi-Fi network are on the same LAN interface, all clients connecting to the Ethernet ports and to the Access Point Wi-Fi network of the Wi-Fi STA device will be routed by relayd and will be connected to your main network.

The LAN interface subnet will be used only as a "management" interface, as devices connecting to the Wi-Fi repeater will be on the main network's subnet instead.

## Web Interface

Once the installation of the module is complete, the module's GUI can be invoked by clicking the module name on the Router App page of router's web interface.

Left part of this GUI contains menu with Status, Configuration menu section and Information menu section.

Customization menu section contains only the Return item, which switches back from the module's web page to the router's web configuration pages. The main menu of module's GUI is shown on Figure 1.



Figure 2: Menu

### 3.1 Configuration

#### 3.1.1 Global

All WiFi STA Relay router app settings can be configured by clicking on the Global item in the main menu of module web interface. An overview of configurable items is given below.

Configuration	
<input checked="" type="checkbox"/> Enable WiFi STA Relay service	
Ethernet Interface	<input type="text" value="eth0"/>
<input checked="" type="checkbox"/> Enable access from ethernet interface	
<input type="checkbox"/> Disable DHCP parsing	
<input type="checkbox"/> Set ARP source address for managed interfaces	
<input type="button" value="Apply"/>	

Figure 3: Configuration

Item	Description
Enable WiFi STA Relay service	Enables WiFi STA Relay functionality.
Ethernet Interface	Select ethernet interface
Enable access from ethernet interface	Clients on ethernet gains access to the router
Disable DHCP parsing	Disabling DHCP options parsing prevents the introduction of a default route, that way the traffic addressed to not managed local networks is routed using the main routing table.
Set ARP source address for managed interfaces	Use the specified address as the arp src address for managed interfaces.

**Table 1:** Configuration items description

## 3.2 Information

### 3.2.1 Licenses

You can check the licenses on the Licenses Page in the Information section in the main menu.

WiFi STA Relay Licenses		
Project	License	More Information
relayd	GPLv2	<a href="#">License</a>
ubox	Ubox	<a href="#">License</a>

Figure 4: Licenses

## Related Documents

You can obtain product-related documents on Engineering Portal at [icr.advantech.cz](http://icr.advantech.cz) address.


To get your router's Quick Start Guide, User Manual, Configuration Manual, or Firmware go to the [Router Models](#) page, find the required model, and switch to the Manuals or Firmware tab, respectively.

The Router Apps installation packages and manuals are available on the [Router Apps](#) page.

For the Development Documents, go to the [DevZone](#) page.

WiFi STA Relay Manual

**ADVANTECH**

	<p><b><a href="#">ADVANTECH Wi-Fi STA Relay Router Application</a></b> [pdf] User Guide</p> <p>Wi-Fi STA Relay Router Application, STA Relay Router Application, Relay Router Application, Router Application, Application</p>
--	--

## References

- [A Advantech 4G, 5G Cellular Routers & Gateways for IoT applications - Engineering Portal](#)
- [A Advantech 4G, 5G Cellular Routers & Gateways for IoT applications - Engineering Portal](#)
- [A DevZone - Cellular Routers Engineering Portal](#)
- [A Router Apps - Cellular Routers Engineering Portal](#)
- [A Router Models - Cellular Routers Engineering Portal](#)
- [User Manual](#)