



ADVANTECH USB LED Management Application User Guide

[Home](#) » [Advantech](#) » ADVANTECH USB LED Management Application User Guide 

Contents

- [1 ADVANTECH USB LED Management Application](#)
- [2 Product Information](#)
- [3 Used symbols](#)
- [4 Changelog](#)
- [5 Introduction](#)
- [6 Web Interface](#)
- [7 Configuration](#)
- [8 Documents / Resources](#)
 - [8.1 References](#)
- [9 Related Posts](#)

ADVANTECH

ADVANTECH USB LED Management Application



Product Information

Specifications

- **Product Name:** USB LED Management

- **Manufacturer:** Advantech Czech s.r.o.
- **Model:** Not specified
- **Location:** Sokolska 71, 562 04 Usti nad Orlici, Czech Republic
- **Document Number:** APP-0101-EN
- **Revision Date:** 1st November, 2023

Introduction

The USR LED Management is a router app developed by Advantech Czech s.r.o. It allows users to choose the behavior of the USR LED on the router interface. Please note that the Router App is not included in the standard router firmware and needs to be uploaded separately. The configuration process is described in the Configuration manual.

Web Interface

After installing the USR LED Management module, you can access its GUI by clicking on the module name in the Router apps page of the router's web interface. The left part of the GUI contains a menu section with a "Return" item that allows you to switch back to the router's web configuration pages. The main menu of the module's GUI provides further options for configuring the USR LED behavior.

Configuration

The USR LED Management settings can be configured directly in the main menu of the module's web interface. Below is an overview of the configurable items:

Item	Operation mode
Description	You can select what will trigger the USR LED from the list below:

Related Documents

For additional product-related documents, you can visit the Engineering Portal at icr.advantech.cz address. The Quick Start Guide, User Manual, Configuration Manual, and Firmware for your router model can be found on the Router Models page. Simply locate your model and switch to the Manuals or Firmware tab. The installation packages and manuals for Router Apps are available on the Router Apps page. Development Documents can be accessed on the DevZone page.

FAQ

- **Q: Is the USR LED Management included in the standard router firmware?**

No, the USR LED Management is a separate router app that needs to be uploaded to the router. The installation process is described in the Configuration manual.

- **Q: Where can I find the configuration options for the USR LED Management?**





The configuration options for the USR LED Management can be accessed through the module's web interface. After installing the module, click on its name in the Router apps page of the router's web interface to access the GUI.

- **Q: How can I obtain product-related documents?**

You can find product-related documents such as the Quick Start Guide, User Manual, Configuration Manual, and Firmware on the Engineering Portal at icr.advantech.cz address. Visit the Router Models page and locate your model to access the respective documents. Additionally, Router Apps installation packages and manuals are available on the Router Apps page, while Development Documents can be found on the DevZone page.

© 2023 Advantech Czech s.r.o. No part of this publication may be reproduced or transmitted in any form or by any means, electronic or mechanical, including photography, recording, or any information storage and retrieval system without written consent. Information in this manual is subject to change without notice, and it does not represent a commitment on the part of Advantech. Advantech Czech s.r.o. shall not be liable for incidental or consequential damages resulting from the furnishing, performance, or use of this manual. All brand names used in this manual are the registered trademarks of their respective owners. The use of trademarks or other designations in this publication is for reference purposes only and does not constitute an endorsement by the trademark holder.

Used symbols

-  **Danger** – Information regarding user safety or potential damage to the router.
-  **Attention** – Problems that can arise in specific situations.
-  **Information** – Useful tips or information of special interest.
-  **Example** – Example of function, command or script.

Changelog

USR LED Management Changelog

- 1.0.0 (2021-04-27)
 - First release.

Introduction

Router App is not contained in the standard router firmware. Uploading of this router app is described in the Configuration manual (see Chapter Related Documents).

USR LED Management allows you to choose what the USR LED diode on router interface will react.




Figure 1: USR LED on SmartFlex router

Web Interface

Once the installation of the module is complete, the module's GUI can be invoked by clicking the module name on the Router apps page of router's web interface. Left part of this GUI contains for now menu section contains only the Return item, which switches back from the module's web page to the router's web configuration pages. The main menu of module's GUI is shown on Figure 2.



Figure 2: Menu

Configuration

USR LED Management settings can be configured directly after in the main menu of module web interface. An overview of configurable items is given below.

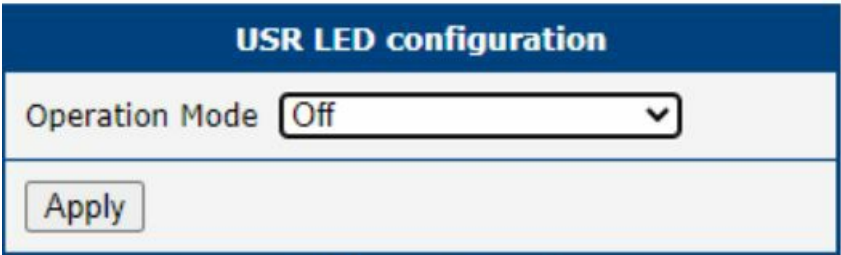


Figure 3: USR LED Configuration

Table 1: USR LED configuration


Item	Description
Operation mode	<div>You can select what will trigger the USR led from the list below:</div> <ul style="list-style-type: none">OffBinary in 0Binary in 1Binary out 0Binary out 1Port1 Rx activityPort1 Tx activityPort1 Rx and Tx activityPort2 Rx activityPort2 Tx activityPort2 Rx and Tx activityWiFi AP modeWiFi Client modeIPsec established

Related Documents

- You can obtain product-related documents on Engineering Portal at icr.advantech.cz address.
- To get your router's Quick Start Guide, User Manual, Configuration Manual, or Firmware go to the Router Models page, find the required model, and switch to the Manuals or Firmware tab, respectively.
- The Router Apps installation packages and manuals are available on the Router Apps page.
- For the Development Documents, go to the DevZone page.

Advantech Czech s.r.o., Sokolska 71, 562 04 Usti nad Orlici, Czech Republic
Document No. APP-0101-EN, revision from 1st November, 2023.

Documents / Resources

	<p>ADVANTECH USR LED Management Application [pdf] User Guide USR LED Management Application, LED Management Application, Management Application, Application</p>
--	--

References

- [A Advantech 4G, 5G Cellular Routers & Gateways for IoT applications - Engineering Portal](#)
- [A Advantech 4G, 5G Cellular Routers & Gateways for IoT applications - Engineering Portal](#)
- [A DevZone - Cellular Routers Engineering Portal](#)
- [A Router Apps - Cellular Routers Engineering Portal](#)
- [A Router Models - Cellular Routers Engineering Portal](#)
- [User Manual](#)