



Adtran SDG SmartOS Service Delivery Gateways Instruction Manual

[Home](#) » [ADTRAN](#) » **Adtran SDG SmartOS Service Delivery Gateways Instruction Manual** 

Adtran

SDG SmartOS
12.6.3.1 Release Notes
Release Notes
6SOSRN12631-40A
July 2024



Contents

- 1 SDG SmartOS Service Delivery Gateways
- 2 Introduction
- 3 Supported Platforms
- 4 System Notes
- 5 Features and Enhancements
- 6 Fixes
- 7 Errata
- 8 Upgrade Instructions
- 9 Defaulting the Device
- 10 Documents / Resources
 - 10.1 References

SDG SmartOS Service Delivery Gateways

To the Holder of this Document

The contents of this manual are current as of the date of publication. Adtran reserves the right to change the contents without prior notice.

Trademark Information

“Adtran” and the Adtran logo are registered trademarks of Adtran, Inc. Brand names and product names included in this document are trademarks, registered trademarks, or trade names of their respective holders.

Disclaimer of Liability

The information or statements given in this document concerning the suitability, capacity, or performance of the mentioned hardware or software products are given “as is”, and any liability arising in connection with such hardware or software products shall be governed by Adtran’s standard terms and conditions of sale unless otherwise set forth in a separately negotiated written agreement with Adtran that specifically applies to such hardware or software products.

To the fullest extent allowed by applicable law, in no event shall Adtran be liable for errors in this document for any damages, including but not limited to special, indirect, incidental or consequential, or any losses, such as but not limited to loss of profit, revenue, business interruption, business opportunity or data, that may arise from the use of this document or the information in it.

Be advised that certain security risks are inherent in the use of any telecommunications or networking equipment, including but not limited to, toll fraud, Denial of Service (DoS) attacks, loss or theft of data, and the unauthorized or illegal use of said equipment. ADTRAN OFFERS NO WARRANTIES, EITHER EXPRESSED OR IMPLIED, REGARDING THE PREVENTION, DETECTION, OR DETERRENCE OF TOLL FRAUD, NETWORKING ATTACKS, OR UNAUTHORIZED, ILLEGAL, OR IMPROPER USE OF ADTRAN EQUIPMENT OR SOFTWARE. THEREFORE, ADTRAN IS NOT LIABLE FOR ANY LOSSES OR DAMAGES RESULTING FROM SUCH FRAUD, ATTACK, OR IMPROPER USE, INCLUDING, BUT NOT LIMITED TO, HUMAN AND DATA PRIVACY, INTELLECTUAL PROPERTY, MATERIAL ASSETS, FINANCIAL RESOURCES, LABOR AND LEGAL COSTS. Ultimately, the responsibility for securing your telecommunication and networking equipment rests with you, and you are encouraged to review documentation regarding available security measures, their configuration and implementation, and to test such features as is necessary for your network.

Introduction

The SmartOS 12.6.3.1 software release for Adtran’s Service Delivery Gateway (SDG) products is a major system release that introduces new features and addresses customer issues uncovered in previous code releases.

The release is generally available code. Results obtained during internal testing have been evaluated and the code has been determined to be ready for general availability. Caveats discovered during testing but not addressed in this build are listed in Errata on page 6.

Configuration guides, white papers, data sheets, and other documentation can be found on Adtran’s Support Community, <https://supportcommunity.adtran.com>. The contents of these release notes will focus on the platforms listed in Supported Platforms on page 4.

Supported Platforms

Table 1 lists the SDG platforms that are supported in Adtran's SmartOS 12.6.3.1 release.

Table 1. Supported SDG Platforms

Platform
834-5
834-v6
841-t6
854-6
854-v6
8610
8612
8614
8622
8632
8733
8734

Table 2 lists the voice soft switches supported in the SmartOS 12.6.3.1 release.

Table 2. Supported Voice Soft Switches

Soft Switch

Allianza

Metaswitch

Voiceflex



NOTE

Voiceflex is supported with the following limitations:

- Voiceflex occasionally generates registration response with 0 binding (no Contact header/expiry information).
- NAT with randomized port mapping causes Voiceflex registration response to have multiple bindings (multiple Contact headers).
- No packets are received from Voiceflex when the SDG generates comfort noise packets only.
Silence suppression needs to be disabled when using Voiceflex.
- SIP INVITE messages from Voiceflex may come too soon after MWI NOTIFY messages, causing a “no ring” issue.

System Notes

SDG SFP Support

The 610 (P/N 1442535F3), 630 (P/N 1287940F1), and BiDi (P/N 1442110G1 & G2) SFPs are supported with the

SmartOS 12.6.3.1 release. However, there are performance limitations associated with this support which are outlined below:



NOTE

Only Adtran SFPs are supported on SDG devices at this time.

- The SDX 610 (P/N 1442535F2) is not supported.
- When using a 630 SFP, ensure the firmware is at MXL-24_1-1 or later.
- In some cases, with the SDX 610 GPON SFU ONT, upstream throughput may be limited to a less than expected rate. If the GPON upstream shaper is set between 300 to 1000 Mbps, upstream throughput may be limited to 200 to 300 Mbps in worst case scenarios. This condition can be avoided by setting the GPON upstream shaper to greater than or equal to 1000 Mbps.
- The SDG SFP interface is not hot-swappable so the unit must be powered off prior to installing an SFP module.
- The SDX 630 XGSPON ONU SFP requires a newer version of the SDG 854-(v)6 device to accommodate the larger size SFP. Contact your Adtran sales representative for more details.
- The SDG 8610 is limited to 1Gbps thruput even when using a SFP supporting higher rates such as the SDX 630 XGSPON ONU SFP

SDG WiFi Support

The current SmartOS 12.6 release supports WiFi6E. WiFi7 will be fully supported in SmartOS 12.7 Firmware release on 87xx models. Please contact sales with any questions.

SDG Device Upgrades

In some cases, SDG devices cannot be upgraded on first contact via ACS. Workaround: Reboot the unit and then run the upgrade.

Home Analytics Support

Mosaic Home Analytics is NOT supported in the SDG 8600 and 8700 Series models. In all other SDG 800 Series models, Home Analytics must be disabled if Intellifi is enabled.

Features and Enhancements

Features and Enhancements in 12.6.3.1

This section highlights new features and enhancements in the 12.6.3.1 release.

- SOL-365 Productize the 8733/34 6E Platform for GA availability
- SOL-1309 Added support for the Ookla Commercial Client (CUSTOMER MUST HAVE OOKLA CONTRACT)

Fixes

Fixes in 12.6.3.1

This section highlights major bug fixes in the 12.6.3.1 release.

- ISSUE-8123 Address a Safari/Keychain GUI Problem
- ISSUE-7776 Address issue with WiFi connected devices not being visible within the Web UI and within the Topology View within Intellifi Cloud
- The default support password is:

Errata

The following is a list of known issues that still exist in the 12.6.3.1 release.

- OWRT-9328 In some instances, a controller will fail to start dragonfly and unclaim itself when booted.
- OWRT-9381 In some instances, IPv6 manual LAN configuration is not functioning correctly.
- OWRT-9439 Firewall Stealth is only working when an explicit rule to block the traffic exists.

Upgrade Instructions

Upgrading Adtran SDG products to the latest version of firmware is outlined in the following sections.

Step 1: Upgrading Firmware

1. Open a web browser, connect to 192.168.1.1/admin, and login with the username admin, and the password assigned to your device.
2. Select Admin > Update, and then select the Browse button to locate the appropriate firmware image.
3. Once the appropriate firmware image has been located, select Update Software to begin the upgrade. The image will be uploaded to the device and the device will automatically reboot upon completion.

Step 2: Verifying the Version

1. After the device has completed rebooting, press the F5 key to refresh your browser, and then reconnect to 192.168.1.1/admin to log back into the device. The Device > Summary menu page appears.
2. Verify the version information in the Software Version field.

Defaulting the Device

Restoring Factory Default Settings

To restore the factory defaults to the gateway, follow these steps:

1. Navigate to Admin > Configuration in the GUI menu on the left, and select the Factory Default tab.
2. Select the Factory Reset button and confirm the changes.



Warranty and Contact Information

Warranty information can be found online by visiting www.adtran.com/warranty-terms.








To contact Adtran, choose one of the following methods:

Department	Contact Information	
Customer Care	From within the U.S.: From outside the U.S.:	(888) 4ADTRAN ((888)-423-8726) +1 256-963-8716
Technical Support	Support Community: Product Support:	www.supportcommunity.adtran.com www.adtran.com/support
Training	Email: Adtran University:	training@adtran.com www.adtran.com/training
Sales	For pricing and availability:	1 800-827-0807

Documents / Resources

 	<p>Adtran SDG SmartOS Service Delivery Gateways [pdf] Instruction Manual 834-v6, 841-t6, 854-6, 854-v6, 8612, 8614, 8622, SDG SmartOS Service Delivery Gateways, S ervice Delivery Gateways, Delivery Gateways, Gateways</p>
--	--

References

-  [Support](#)
-  [Training](#)
-  [Warranty Information](#)
-  [Home - Adtran Support Community](#)
-  [Home - Adtran Support Community](#)
-  [Support](#)
-  [Training](#)
- [User Manual](#)

[Manuals+](#), [Privacy Policy](#)

This website is an independent publication and is neither affiliated with nor endorsed by any of the trademark owners. The "Bluetooth®" word mark and logos are registered trademarks owned by Bluetooth SIG, Inc. The "Wi-Fi®" word mark and logos are registered trademarks owned by the Wi-Fi Alliance. Any use of these marks on this website does not imply any affiliation with or endorsement.