

ADESSO
AKB-132UY 4x
Large Print
USB Keyboard



ADESSO AKB-132UY 4x Large Print USB Keyboard User Guide

[Home](#) » [Adesso](#) » ADESSO AKB-132UY 4x Large Print USB Keyboard User Guide 

Contents

- 1 ADESSO AKB-132UY 4x Large Print USB Keyboard
- 2 Product Information
- 3 Product Usage Instructions
- 4 FAQ
- 5 INTRODUCTION
- 6 FEATURES
- 7 DESCRIPTION
- 8 HOTKEYS
- 9 INSTALLATION
- 10 LIMITED WARRANTY
- 11 Documents / Resources
 - 11.1 References



ADESSO AKB-132UY 4x Large Print USB Keyboard



Product Information

Specifications

- **Model:** AKB-132UY
- **Type:** Luminous Multimedia Keyboard
- **Print Key Size:** 4X
- **Key Type:** Low-profile membrane-switch keys
- **Keystrokes Lifespan:** Up to 5 Million Keystrokes
- **Connectivity:** Wired USB

Product Usage Instructions

1. Ensure your computer is turned OFF before installing the keyboard.
2. For USB Connection:
 - Plug in the USB cable to the USB port on your computer.
3. Turn ON your computer; the operating system will automatically detect the device without requiring any drivers.

The keyboard is designed with large 4X size print keys for easy typing and low-profile membrane-switch keys for durability and quick response.

FAQ

- **Q:** Where can I find support for my Adesso product?
- **A:** You can visit our FAQ page at <http://www.adesso.com/faqs.asp>. For further assistance, you can contact our support through email at support@adesso.com or via telephone at [800-795-6788](tel:800-795-6788) during our business hours of 9:00 AM to 5:00 PM PST, Monday to Friday.

INTRODUCTION

- The Adesso® AKB-132UY Luminous Ergonomic Yellow Multimedia Desktop Keyboard is designed to help the visually impaired with their computing needs.
- Traditional keyboards can have small white letters on dark black keys that can be difficult to identify by people with impaired vision.
- Large and bold, these 4X size print keys make it easy to type out a quick email or finish your next book.
- The keyboard is designed with low-profile membrane-switch keys that provide quick return and stand up to heavy, long (up to 5 Million Keystrokes) usage.

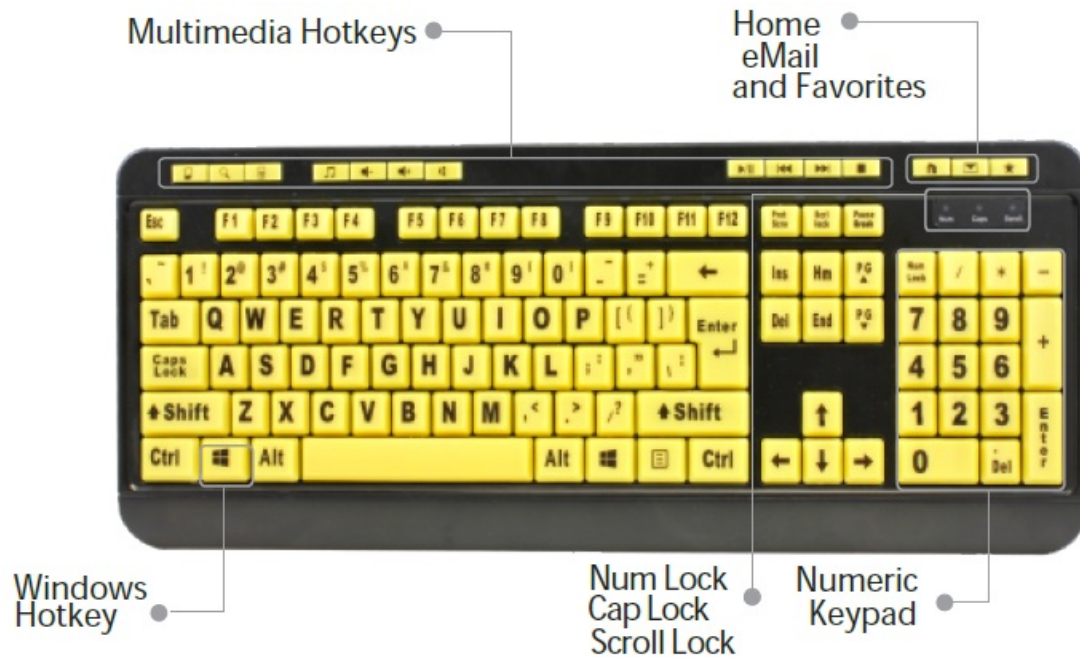
FEATURES

- Low profile key provides comfort with responsive keys and silence.
- Built-in 17 Multimedia & Internet hotkeys
- Dimensions: 17.7" x 6.3" x 1"
- Cable Length: 6 feet
- Approvals: FCC, CE, and ROHS















REQUIREMENTS

- Hardware: IBM, Pentium II class compatible or higher
- Available USB port

DESCRIPTION

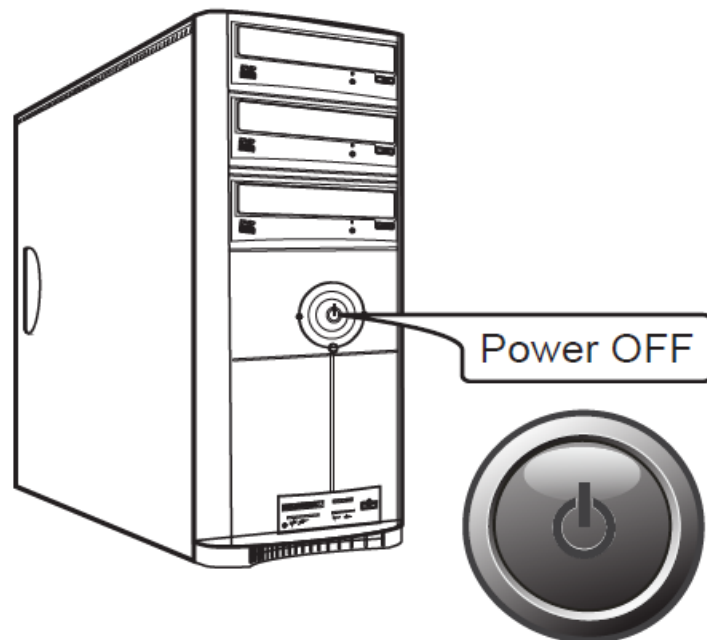


HOTKEYS

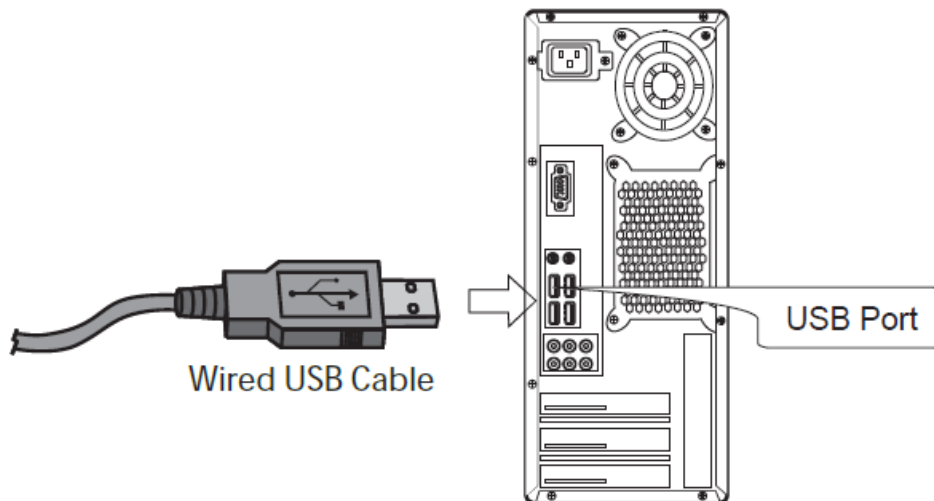
Internet Hotkeys	
Hotkey	Description
	Home Key – Launches Windows Desktop
	Launches computer search function
	Launches Windows default calculator
	Launches default Internet Browser
	Launches default email application
	Launches saved favorite list in the default Internet browser
	Launches Music/Media Player
Multimedia Hotkeys	
Hotkey	Description
	Decreases computer main volume
	Increases computer main volume
	Mutes computer main volume
	Plays or pauses track in multimedia software
	Moves Music to the Previous track
	Moves Music to Next Track
	Stops track from playing in multimedia software

INSTALLATION

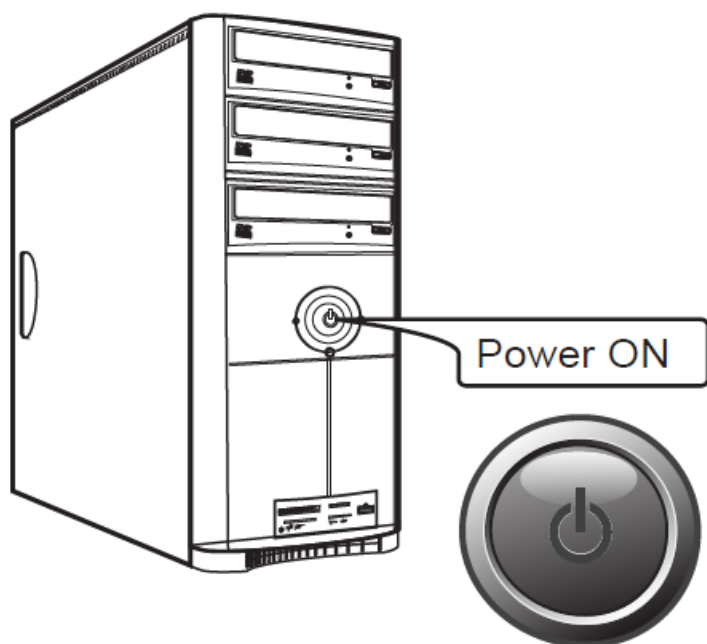
1. Make sure that your computer is turned OFF before installing this keyboard



2. FOR USB CONNECTION: Plug in the USB cable to the USB port.



3. Turn On your computer; the operating system will detect the device automatically, no driver required.



LIMITED WARRANTY


ADESSO provides a one-year limited warranty for the quality of all its products in materials and workmanship. During this period, ADESSO will repair or replace all merchandise, which proved to be defective. However, ADESSO will not warranty any product that has been subjected to improper freight Handling, shipping abuse, neglect, or unauthorized repair or installation. The warranty also will not cover products installed with Non-ADESSO components and products with broken sealed and assembly traces. After the replacement of RMA, ADESSO reserves the right to request the total cost of the replacement products with broken seals or assembly traces.

If you discover a defect, Adesso will, at its option, repair or replace the product at no charge to you, provided you return it during the warranty period with transportation charges pre-paid to Adesso. You must contact Adesso at support@adesso.com for a Return Merchandise Authorization number (RMA) before returning any product. For each product returned for warranty service, please include your name, shipping address (no P.O. Box), telephone number, and copy of the bill of sale as proof of purchase, and have the package marked with your RMA number.

SUPPORT

- We have listed most of our FAQ's (Frequently Asked Questions) at: <http://www.adesso.com/faqs.asp>. Please visit our FAQ Service & Support pages before you contact our E-mail or Telephone Support.
- Email Support: If our FAQs do not help you resolve your issues, please email
- support@adesso.com
- Telephone Support:
- Toll Free: [800-795-6788](tel:800-795-6788)
- 9:00 AM to 5:00 PM PST Monday – Friday

Documents / Resources



[ADESSO AKB-132UY 4x Large Print USB Keyboard](#) [pdf] User Guide
AKB-132UY, AKB-132-UY, AKB-132UY 4x Large Print USB Keyboard, AKB-132UY, 4x Large Print USB Keyboard, Print USB Keyboard, USB Keyboard, Keyboard

References

- [Adesso](#)
- [User Manual](#)

[Manuals+](#), [Privacy Policy](#)

This website is an independent publication and is neither affiliated with nor endorsed by any of the trademark owners. The "Bluetooth®" word mark and logos are registered trademarks owned by Bluetooth SIG, Inc. The "Wi-Fi®" word mark and logos are registered trademarks owned by the Wi-Fi Alliance. Any use of these marks on this website does not imply any affiliation with or endorsement.