



# ADDAC System ADDAC203 CV Mapping Instruments for Sonic Expression User Guide

[Home](#) » [ADDAC System](#) » ADDAC System ADDAC203 CV Mapping Instruments for Sonic Expression User Guide 

## Contents

- [1 ADDAC System ADDAC203 CV Mapping Instruments for Sonic Expression User Guide](#)
- [2 ADDAC203 CV MAPPING REV.02 USER'S GUIDE](#)
- [3 OPERATION EXAMPLES](#)
- [4 SIGNAL FLOW DIAGRAM](#)
- [5 Read More About This Manual & Download PDF:](#)
- [6 Documents / Resources](#)

# ADDAC System ADDAC203 CV Mapping Instruments for Sonic Expression User Guide



## ADDAC203 CV MAPPING REV.02 USER'S GUIDE

### DESCRIPTION

This is new revision of one of our first modules, back from 2010. Now more compact in 6hp and with an Offset CV input.

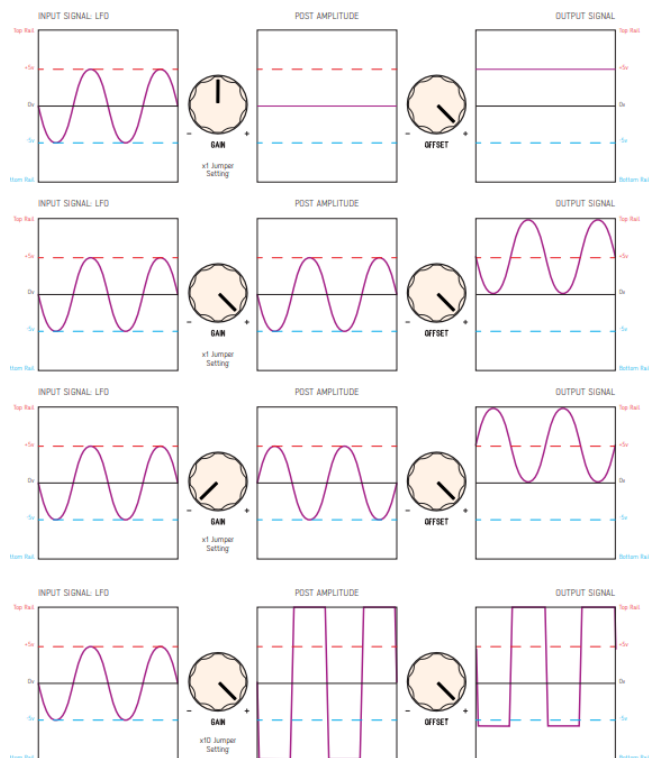
The incoming signal amplitude is controlled by a [GAIN] attenuverter circuit allowing to attenuate the signal as well as invert it's phase.  
A back jumper can set the maximum gain ammount to either x1 (unity gain) or x10.  
DIY modifications can be made by changing it's resistors.

After the Gain an offset can be added to the signal, displacing the signal up or down (-5V to +5V) this can be adjusted using the [OFFSET] knob and CV input

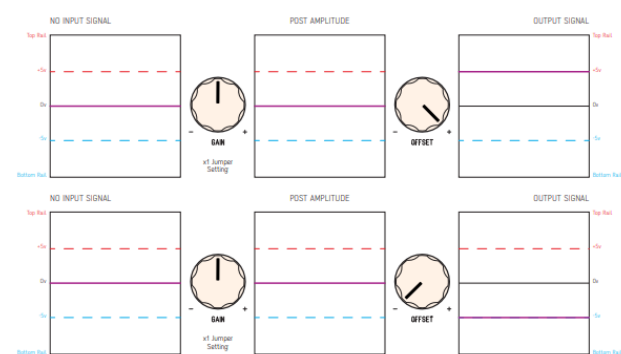
When using no input using the [OFFSET] knob and CV will generate an output between -5V and +5V.



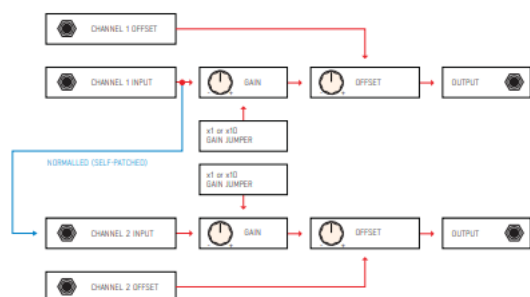
### OPERATION EXAMPLES



## OPERATION EXAMPLES




## SIGNAL FLOW DIAGRAM



For feedback, comments or problems please contact us at: [addac@addacsystem.com](mailto:addac@addacsystem.com)

**Read More About This Manual & Download PDF:**

## Documents / Resources

	<p><a href="#">ADDAC System ADDAC203 CV Mapping Instruments for Sonic Expression</a> [pdf] User Guide</p> <p>ADDAC203, ADDAC203 CV Mapping, CV Mapping for Sonic Expression, ADDAC203 CV Mapping Instruments for Sonic Expression, CV Mapping</p>
---	---

[Manuals+](#)