



ADATA XPG Valor Mesh Instruction Manual

[Home](#) » [ADATA](#) » ADATA XPG Valor Mesh Instruction Manual 



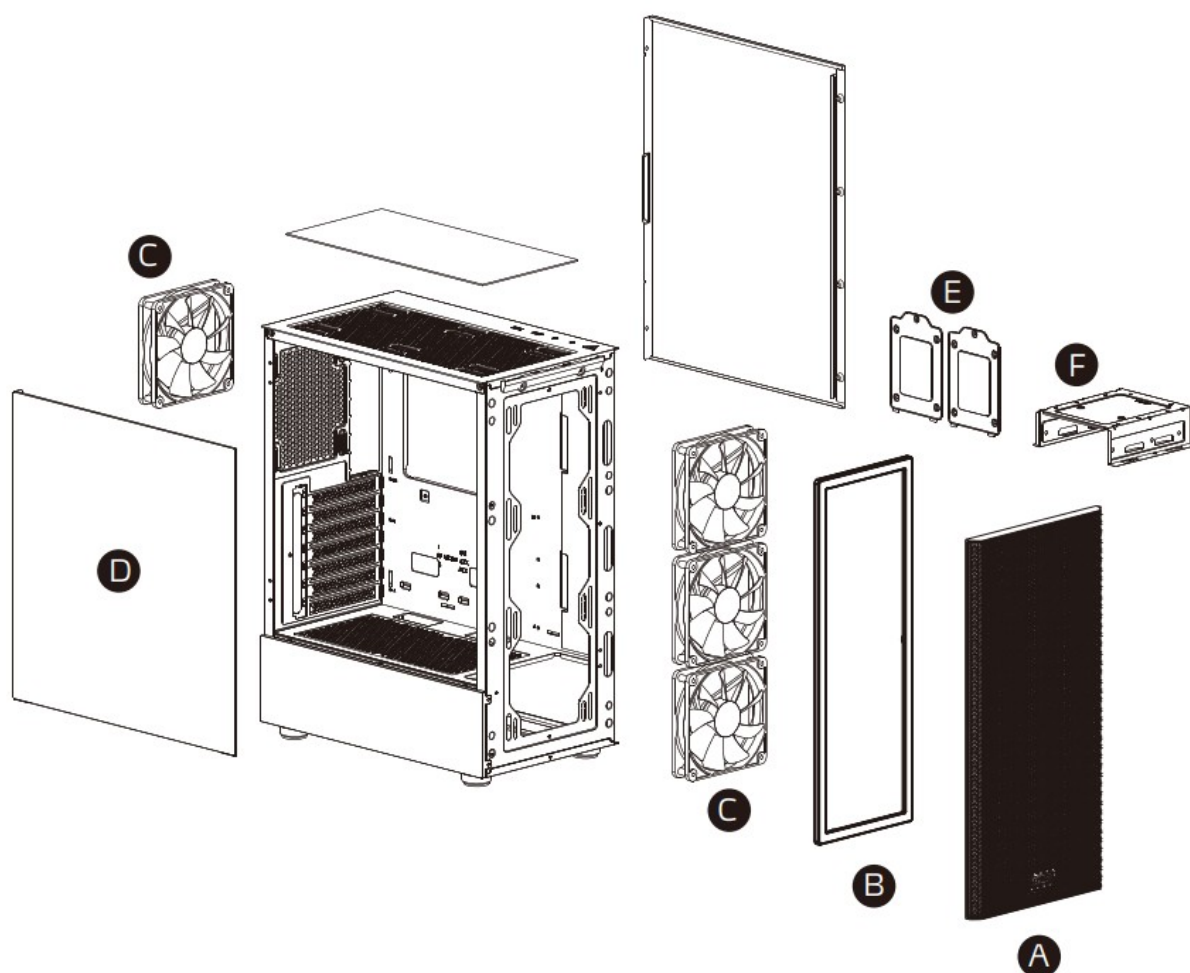
VALOR MESH
COMPACT MID-TOWER CHASSIS
Instruction Manual



Contents

- 1 XPG Valor Mesh
- 2 SPECIFICATIONS
- 3 PACKAGE CONTENTS
- 4 ACCESSORY BOX CONTENTS
- 5 POWER SUPPLY
- INSTALLATION
- 6 STORAGE LOCATIONS
- 7 CLEANING INSTRUCTIONS
- 8 SAFETY INSTRUCTIONS
- 9 DURATION OF WARRANTY
- 10 LIMITATION OF WARRANTY
- 11 ONLINE CUSTOMER SERVICE
- 12 Documents / Resources

XPG Valor Mesh



- A Magnetic Front Panel
- B Removable Dust Filter
- C 4x 120mm Fans
- D Glass Side Panel
- E 2.5" HDD/SSD Brackets
- F 2.5" / 3.5" HDD/SSD Tray



Website

<http://www.adata.com/redirect/855>

<http://www.adata.com/redirec>


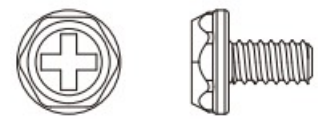
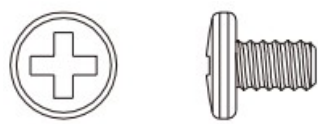



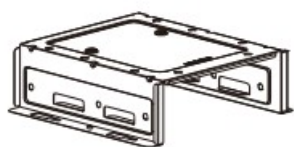
SPECIFICATIONS

Color	Black / White
Form Factor	Mini-ITX, Micro-ATX, ATX
Dimensions (H x W x D)	460 x 210 x 371mm 18.10 x 8.28 x 14.60inch
Material	SPCC
Side Panels	3mm Tempered Glass (Left Side)
PCI-E Slots	7 Horizontal
3.5" Drive Bay	2
2.5" Drive Bay	2+1 (Combo 3.5" / 2.5")
Fan Mounts	FRONT 140mm x 2 / 120mm x 3 TOP 140mm x 2 / 120mm x 2 REAR 120mm x 1
Fan Pre-Installed	120mm x4
Radiator Support	FRONT 360 / 280 / 240mm x 1 TOP 240mm x 1 REAR 120mm x 1
I/O Ports	2 x USB 3.2 Gen 1, 1 x Hybrid Audio Port 1 x Reset Button, 1 x Power Button
Compatibility	VGA Length : Up to 335mm Up to 305mm (with pre-installed fans) CPU Air Cooler Height : Up to 166mm PSU Length : 160mm – 180mm

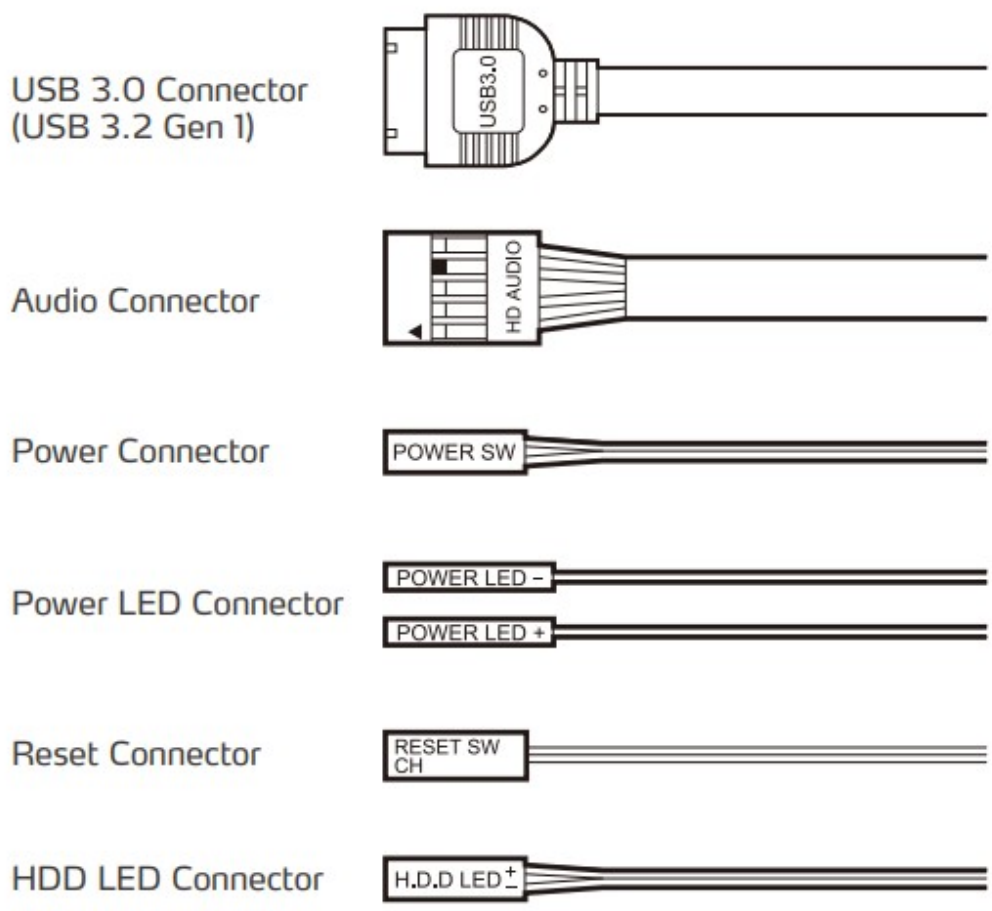

PACKAGE CONTENTS

1. VALOR MESH Chassis
2. VALOR MESH Quick Installation Guide
3. Accessory Box

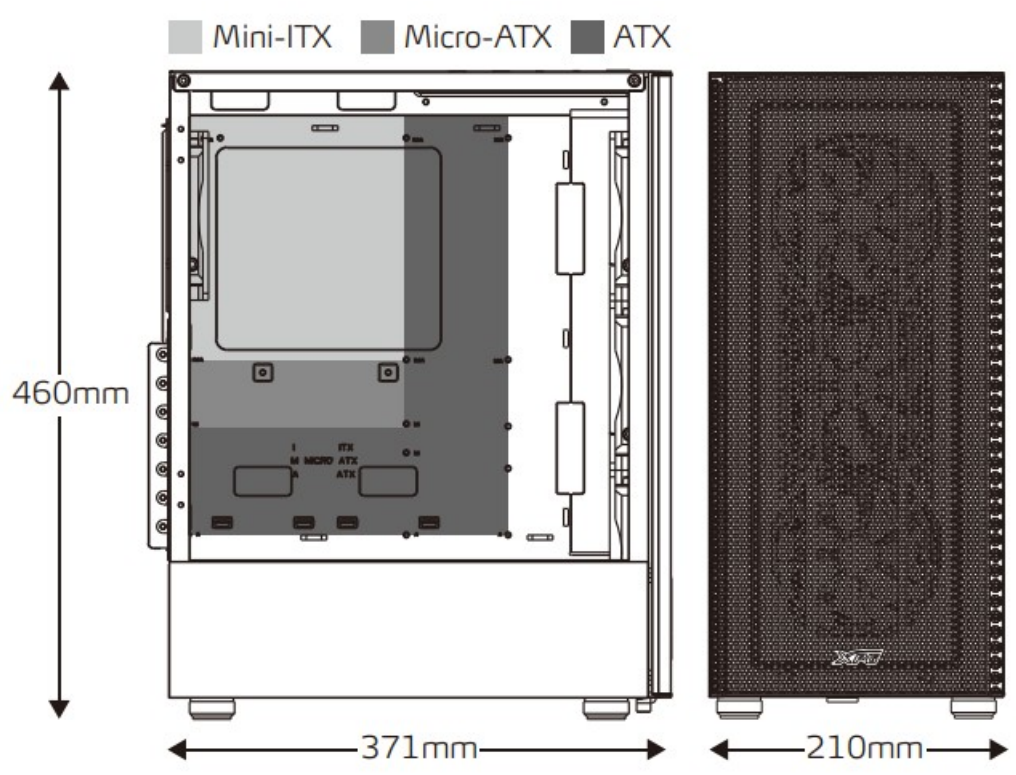
ACCESSORY BOX CONTENTS

x18		
x6		
x8		
x3		
x1		
x5		
x1		

FRONT I/O PORTS, BUTTONS and CABLES



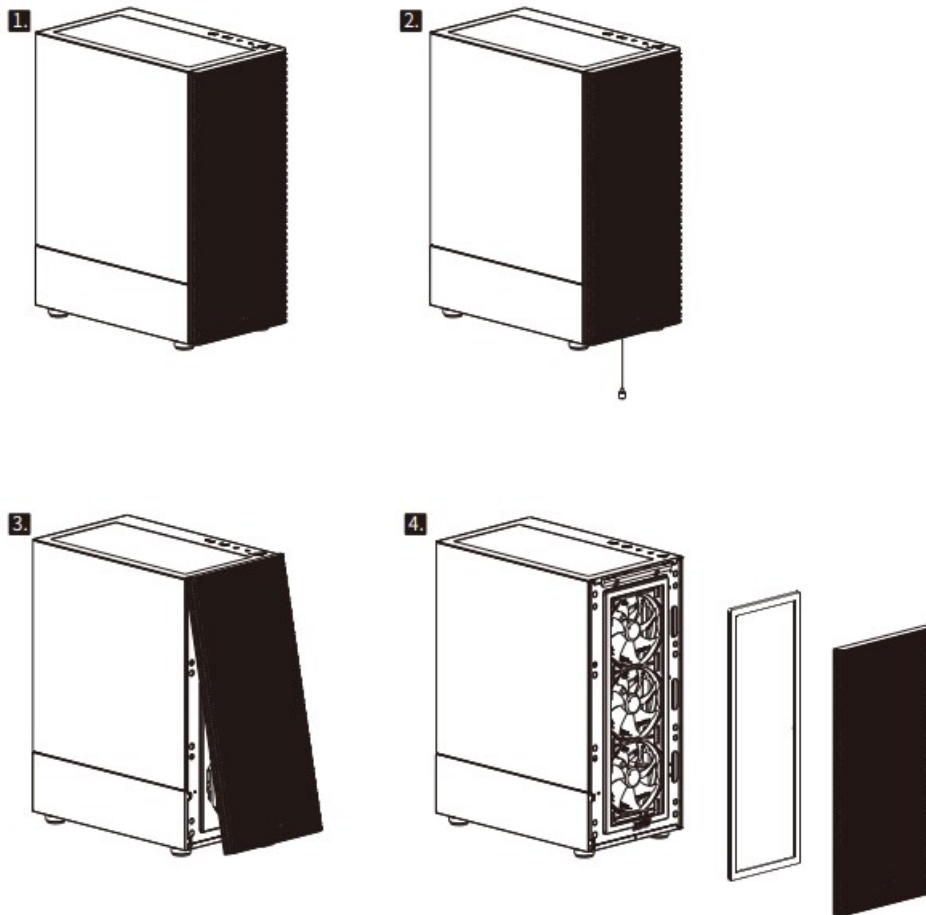
DIMENSIONS and COMPATIBILITY



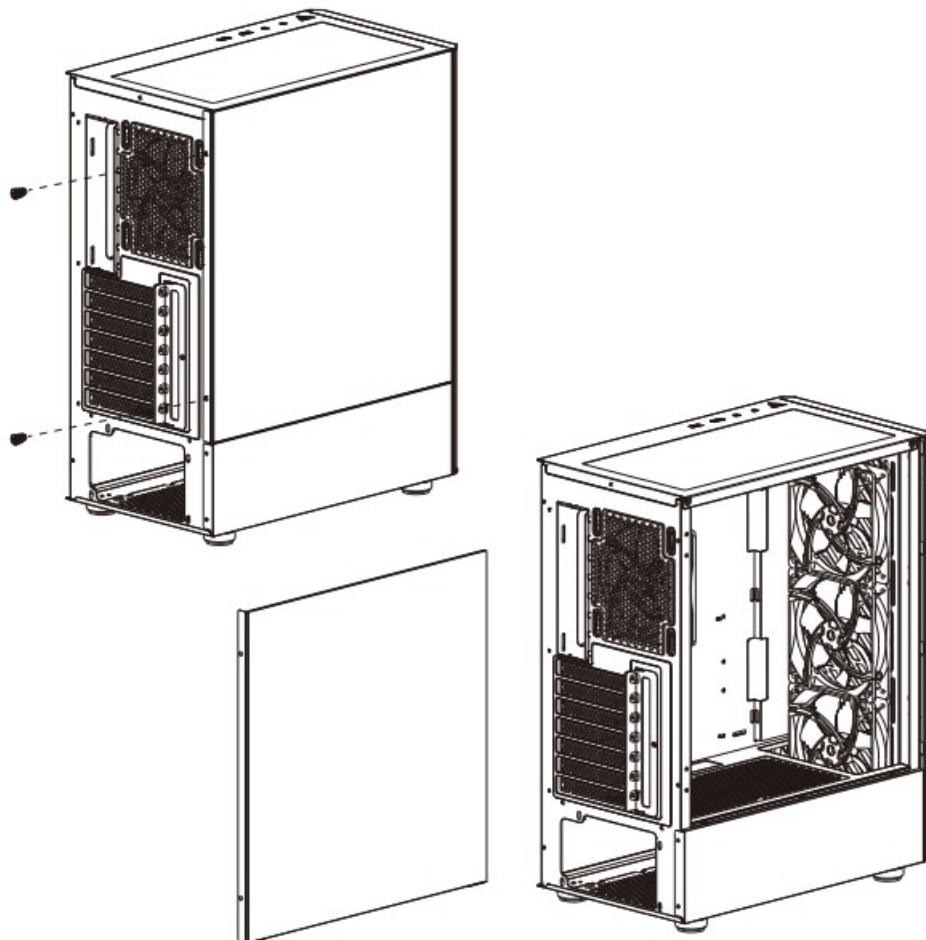
VGA Length Up to 305mm (with pre-installed fans)

CPU Air Cooler Height Up to 166mm
PSU Length 160mm – 180mm

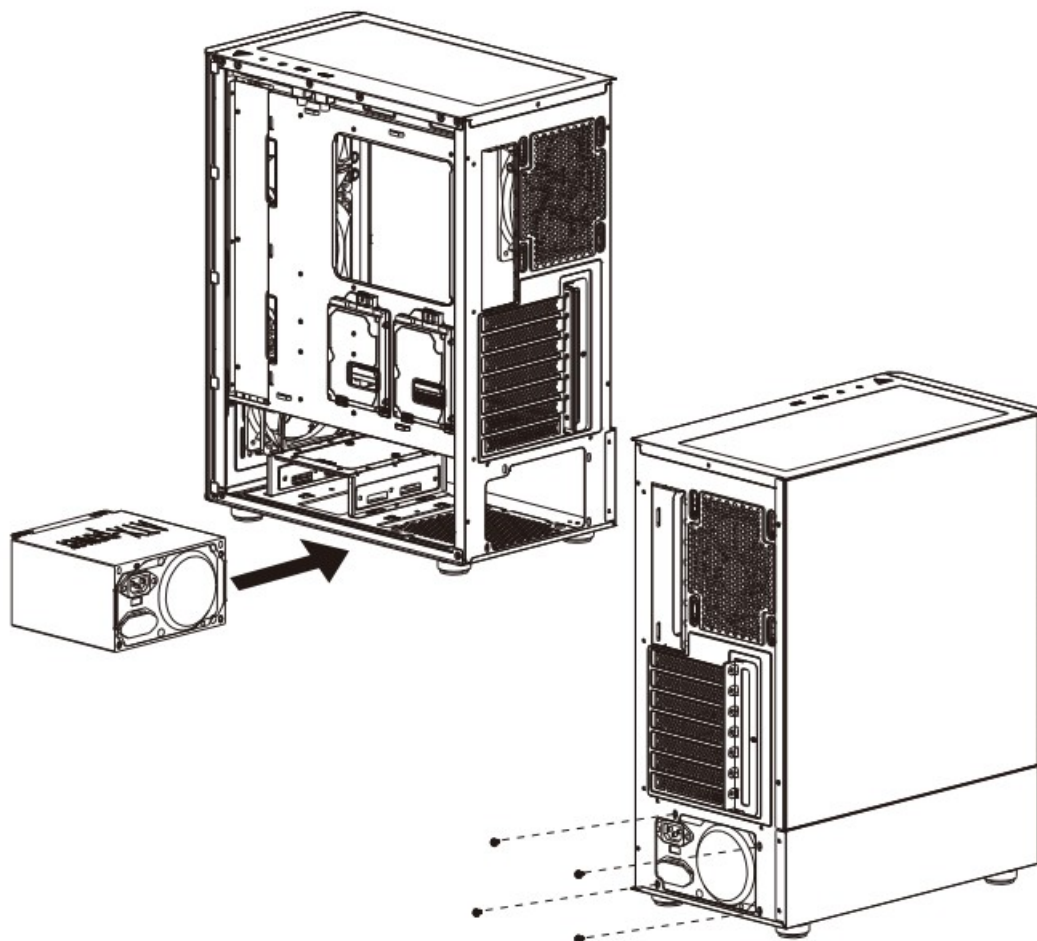
REMOVING THE FRONT PANEL AND THE DUST FILTER



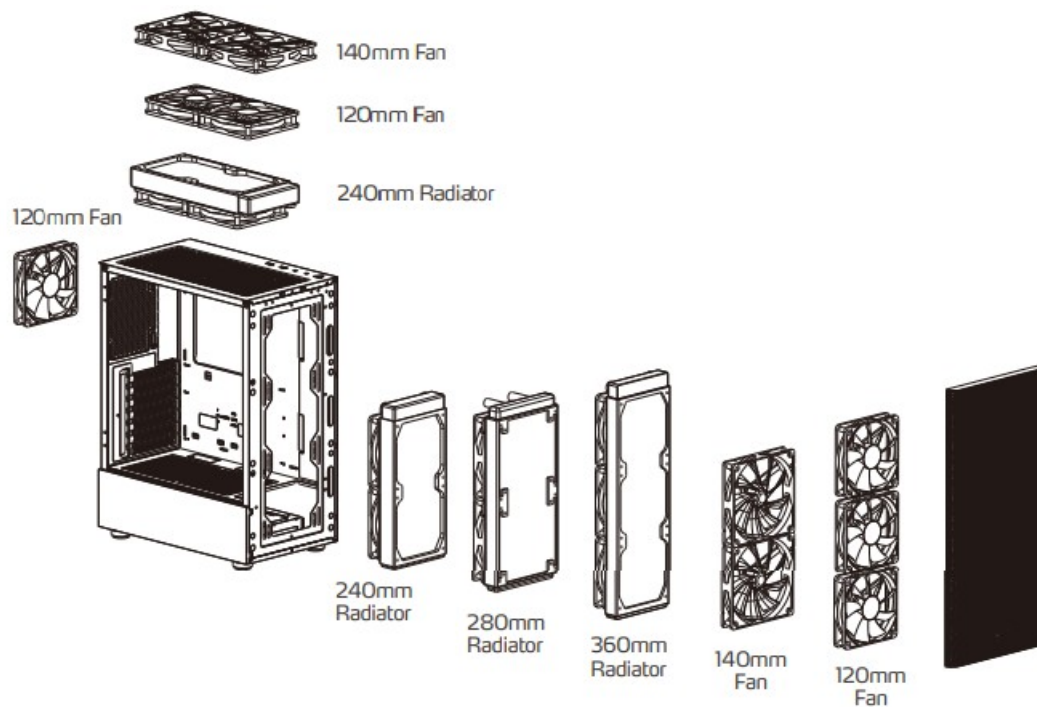
REMOVING THE GLASS SIDE PANEL



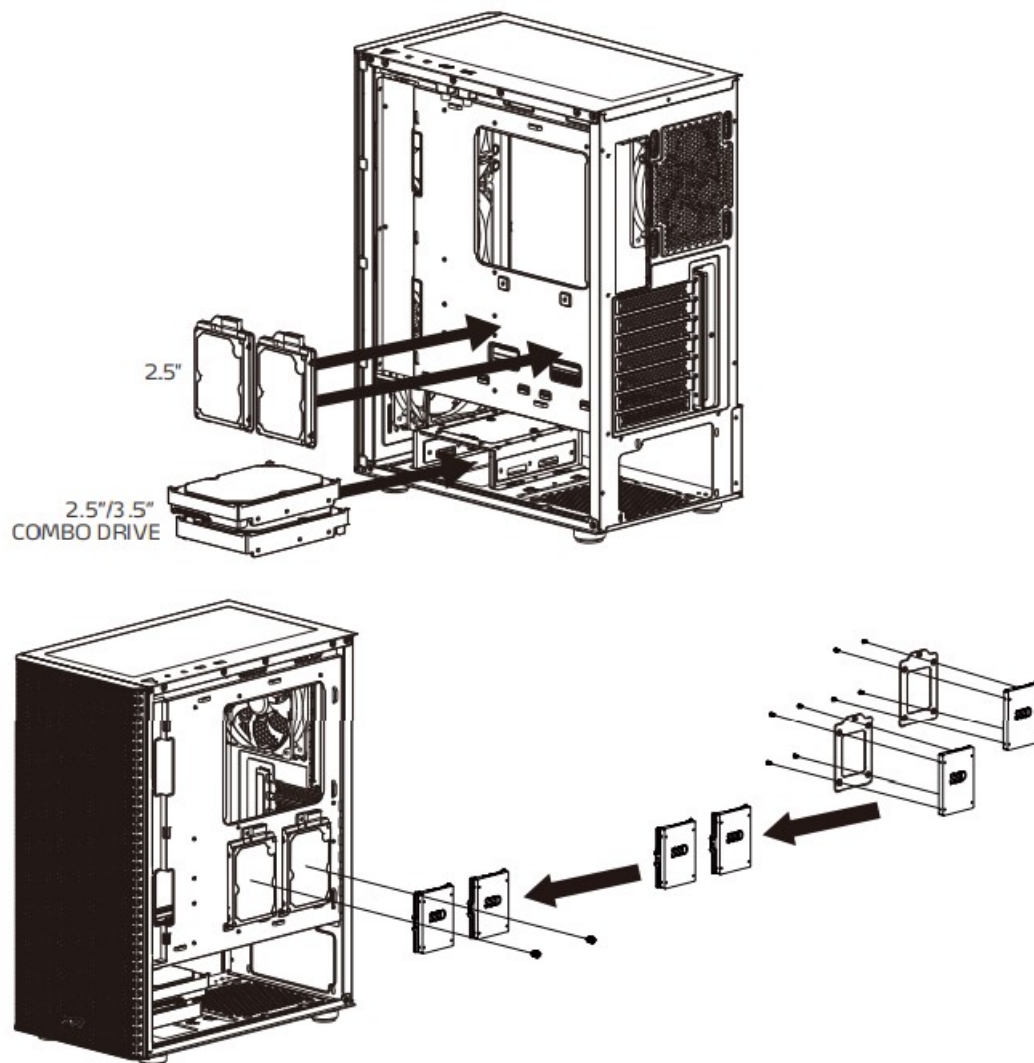
POWER SUPPLY INSTALLATION



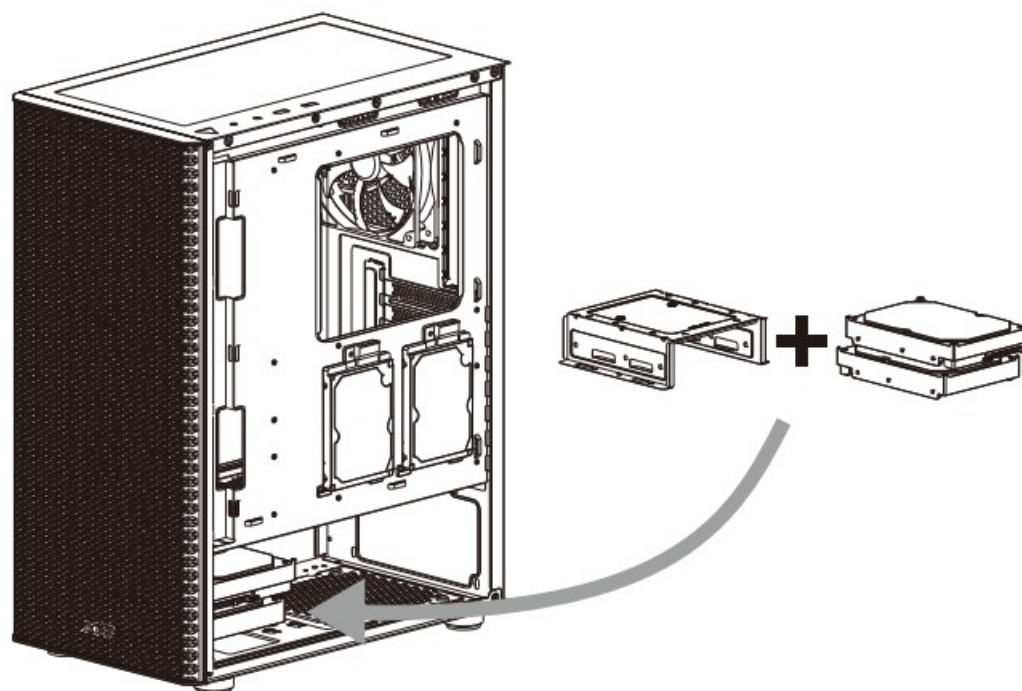
FAN and RADIATOR LOCATIONS and COMPATIBILITY



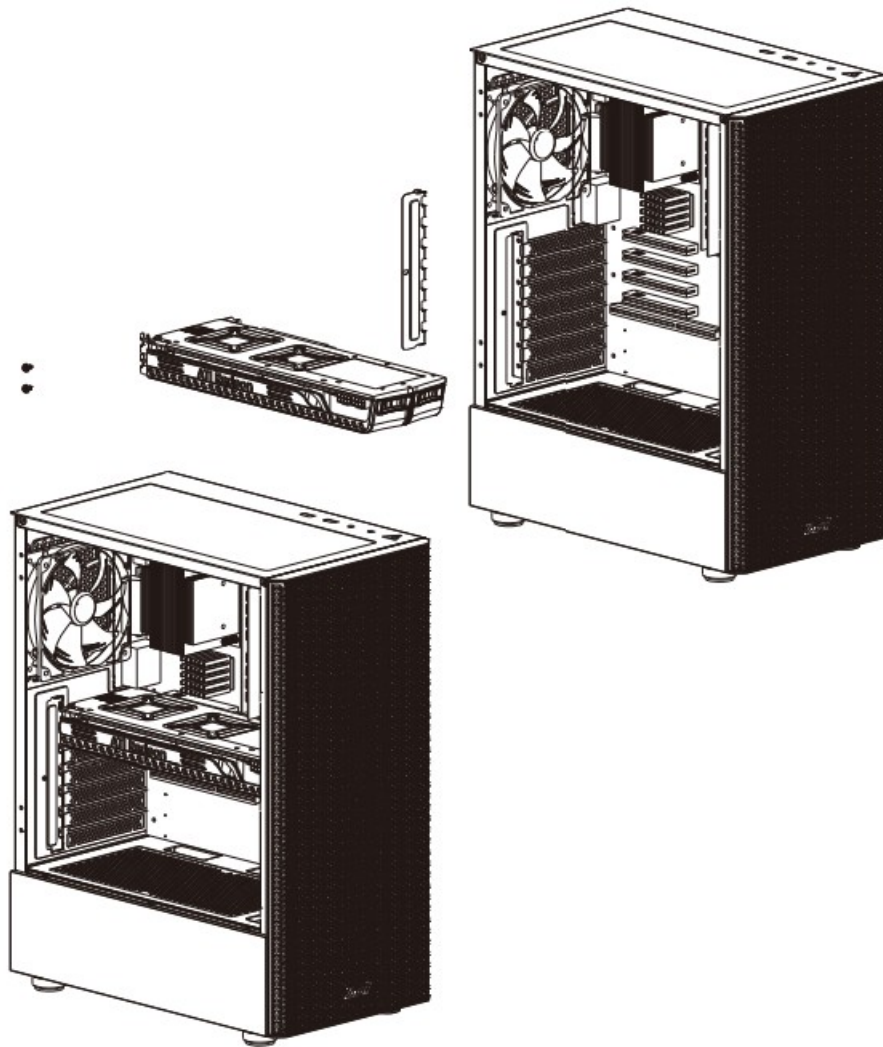
STORAGE LOCATIONS



STORAGE LOCATIONS: COMBO DRIVES



PCI-E CARD: HORIZONTAL INSTALLATION



CLEANING INSTRUCTIONS

Please use a clean damp cloth to clean the product properly.
Do not apply any soap or solvent agent on the surface to preserve its integrity.

SAFETY INSTRUCTIONS

For a proper use of the product, and to ensure your safety, please follow the following instructions:

1. Keep the device away from liquids, excess humidity or moisture to avoid any shock hazards. Should the device come into contact with liquids, please make sure to unplug the device immediately, store it in a dry place, and contact support for assistance.
2. Operate the device only within the specific temperature range of 0°C (32°F) to 40°C (104°F). Should the temperature exceed this range, unplug and/or switch off the device in order to let the temperature stabilize to an optimal level.
3. Should you have any other trouble operating the device properly and normal troubleshooting does not work, please unplug the device and contact our service for support.
4. Do not attempt to service or fix the device by yourself at any time.

DURATION OF WARRANTY

ADATA Technology Co., Ltd. provides a two-year warranty period for this product unless regional laws and regulations state otherwise.

LIMITATION OF WARRANTY

This limited warranty covers only repairs or replacements of products manufactured by ADATA Technology Co. Ltd. and its authorized partners.

Please note that ADATA is responsible for providing free repairs except for the following reasons:

1. The warranty label is altered, damaged or missing.
2. Product serial number does not conform to our original system.
3. Products purchased from an unauthorized agent.
4. Damage caused by natural calamity
5. Any abuse outside the intended product operation.

ONLINE CUSTOMER SERVICE

For frequently asked questions, additional information and service instruction please visit the product page at www.xpg.com



ADATA Technology Co., Ltd.

2F, No. 258, Liancheng Rd., Zhonghe Dist., New Taipei City 235, Taiwan


Product Name: XPG VALOR MESH

Tel: +886-2-8228-0886

Fax: +886-2-8228-0887

MADE IN CHINA

Documents / Resources



[ADATA XPG Valor Mesh](#) [pdf] Instruction Manual
XPG Valor Mesh, Valor Mesh, Mesh