

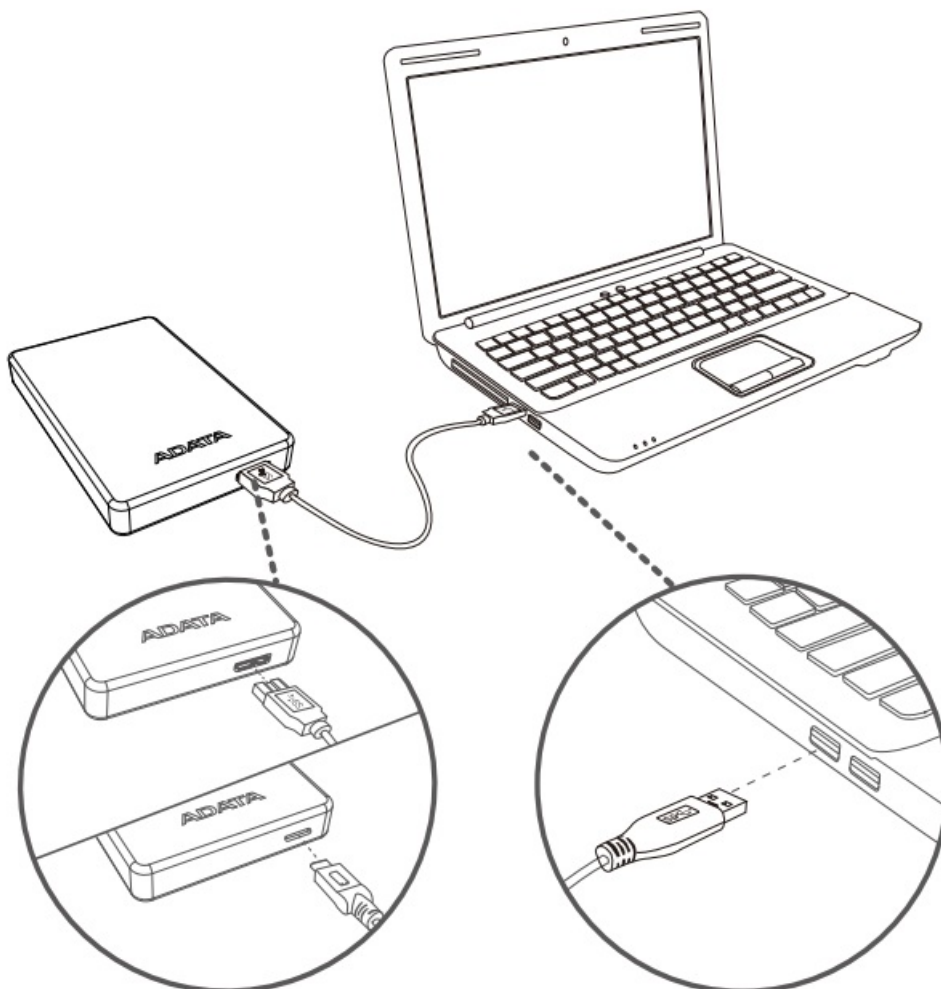


ADATA USB Data Transfer Cable User Guide

[Home](#) » [ADATA](#) » ADATA USB Data Transfer Cable User Guide 

ADATA[®]

QUICK START GUIDE
USB Data Transfer Cable



Contents

1 WARRANTY STATEMENT

2 ONLINE CUSTOMER SERVICE

3 EXCLUSIVE DOWNLOAD:

4 Value Added Software

5 SPECIFICATIONS

6 Documents / Resources

6.1 References

7 Related Posts

WARRANTY STATEMENT

ADATA provides replacement or repair services for defective products to our customers within the applicable warranty period. Please note that ADATA is not responsible for providing free repair if the product defect is caused by any of the following factors:

1. Damage caused by natural calamity or any inappropriate usage.
2. Product has been repaired or taken apart by unauthorized personnel.
3. The warranty label is altered, damaged, or missing.
4. Product serial number does not conform to records in our system or the label has been altered.
5. Products purchased from unauthorized agents. This limited warranty covers only the repair or replacement of defective ADATA products. ADATA is not liable for and does not cover under warranty, any loss of data or any cost associated with determining the source of system problems or removing, servicing, or installing ADATA products. ADATA warranty policy applies only to the repair or replacement of ADATA products.

ONLINE CUSTOMER SERVICE

ADATA online customer service is available for more efficient and effective service to our customers. Customers are able to receive quick responses regarding product usage and to provide feedback to ADATA directly.

ADATA welcomes any suggestions and will do our best to ensure customer satisfaction. Please contact us at: <https://www.adata.com/en/support/online/>

EXCLUSIVE DOWNLOAD:

Download product drivers and various software utilities at <https://www.adata.com/en/ss/software/>

Please refer to <https://www.adata.com/en/ss/prowar/> for complete warranty terms and conditions.

Warranty policy on the Web site supersedes any other information if there is a discrepancy.

For technical support and warranty information

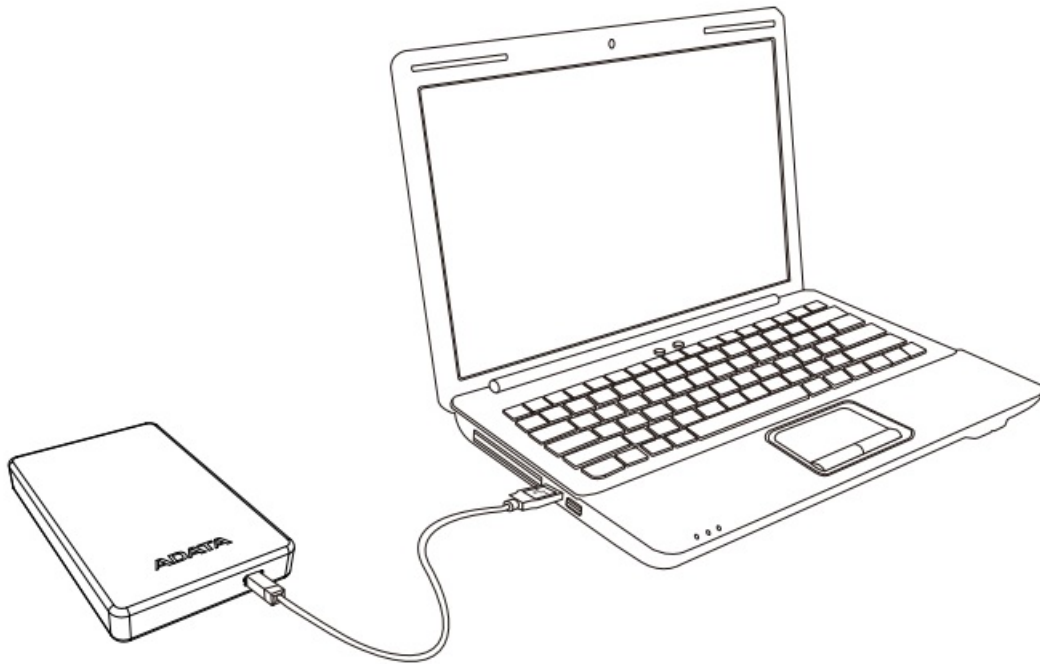
Please visit www.adata.com

Value Added Software



(HDDtoGO)

After the drive is connected, download software (HDDtoGO) from (<https://www.adata.com/en/ss/software-3/>) and save the file to the drive.



Double-click the HDDtoGo.exe file just downloaded to the drive. Then follow the on-screen instructions.



ONLINE CUSTOMER SERVICE FAQ

For frequently asked questions, please visit the A-DATA website at

<https://www.adata.com/en/support/faq/2> &

<https://www.adata.com/en/support/faq/19>

SPECIFICATIONS

OPERATING ENVIRONMENT

Operating temperature 5° to 50°C

Storage temperature -40° to 60°C

Storage humidity 10% to 90% RH



<https://tm.by>



Documents / Resources



[ADATA USB Data Transfer Cable \[pdf\] User Guide](#)
USB Data Transfer Cable, USB Data, Transfer Cable, Data Cable, USB Cable

References

- [A Leading Storage Device Provider | Defining the Future | ADATA Technology](#)
- [_____](#)
- [DDR4](#)
- [Support | ADATA](#)
- [Support | ADATA](#)
- [Support | ADATA](#)
- [Support | ADATA](#)
- [Spotřebitel ADATA](#)
- [Support | ADATA](#)
- [Support | ADATA](#)
- [Support | ADATA](#)
- [ADATA-Verbraucher](#)
- [Support | ADATA](#)
- [Support | ADATA](#)
- [Support | ADATA](#)
- [ADATA Consumer](#)
- [Support | ADATA](#)
- [Support | ADATA](#)
- [Support | ADATA](#)
- [Consumidor ADATA](#)
- [Support | ADATA](#)
- [Support | ADATA](#)
- [Support | ADATA](#)
- [ADATA Grand public](#)
- [Support | ADATA](#)
- [Support | ADATA](#)
- [Support | ADATA](#)
- [ADATA Consumer](#)
- [Support | ADATA](#)
- [Support | ADATA](#)

-  [Support | ADATA](#)
-  [ADATA](#)
-  [Support | ADATA](#)
-  [Support | ADATA](#)
-  [Support | ADATA](#)

Manuals+.