



ADATA SD810 External Storage To Host Connection USB Data Transfer Cable User Guide

[Home](#) » [ADATA](#) » ADATA SD810 External Storage To Host Connection USB Data Transfer Cable User Guide 

ADATA SD810 External Storage To Host Connection USB Data Transfer Cable User Guide

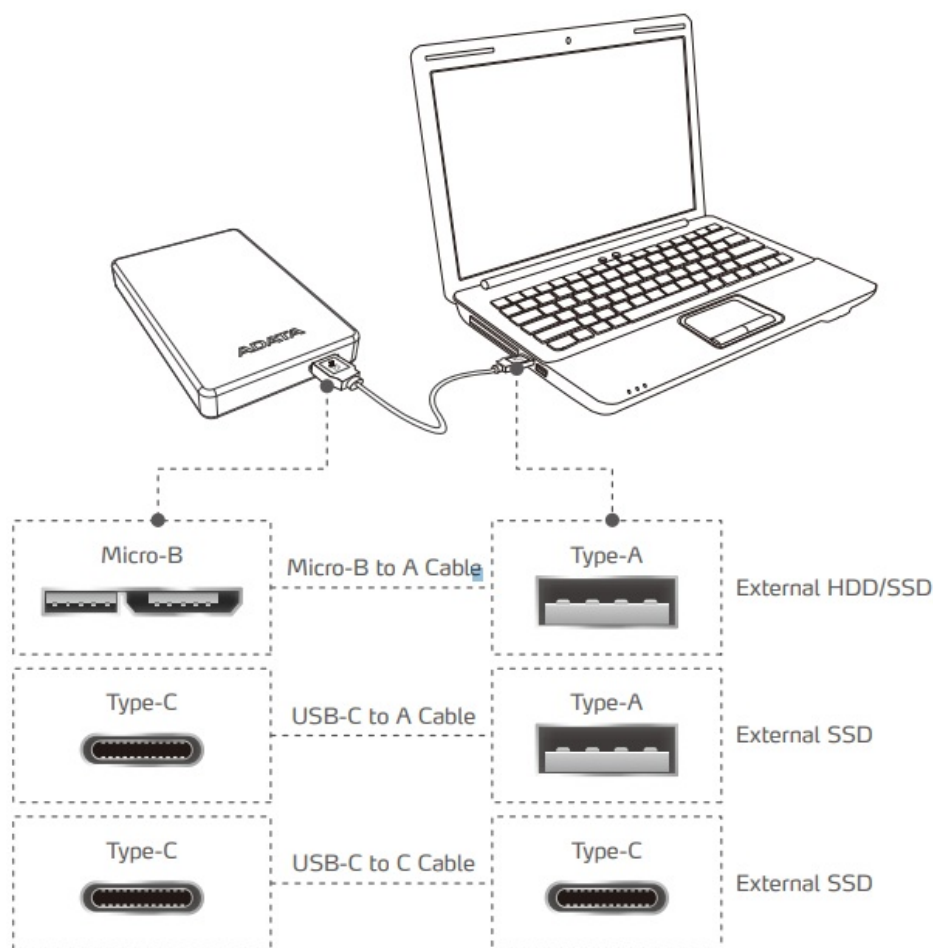


Contents

- [1 External Storage to Host Connection](#)
- [2 Operating Environment](#)
- [3 Value-Added Software – Backup ToGo](#)
- [4 Warranty Statement](#)
- [5 Documents / Resources](#)
 - [5.1 References](#)

External Storage to Host Connection

USB Data Transfer Cable



*For more details about the specifications of each cable, please refer to the information on their respective packaging.

Note

- Compatibility between external storage devices and host devices may vary due to factors such as system configurations.
- There may be insufficient power when connecting to a USB 2.0 host device. This may cause it to be unusable. In this case, please purchase a USB Y-cable.
- If you are connecting to a Mac OS host device, you may need to reformat the external storage device.

Operating Environment

External Hard Drive

Operating temperature: 5°C to 50°C

Storage temperature: -40°C to 60°C

Storage humidity: 10% to 90% RH

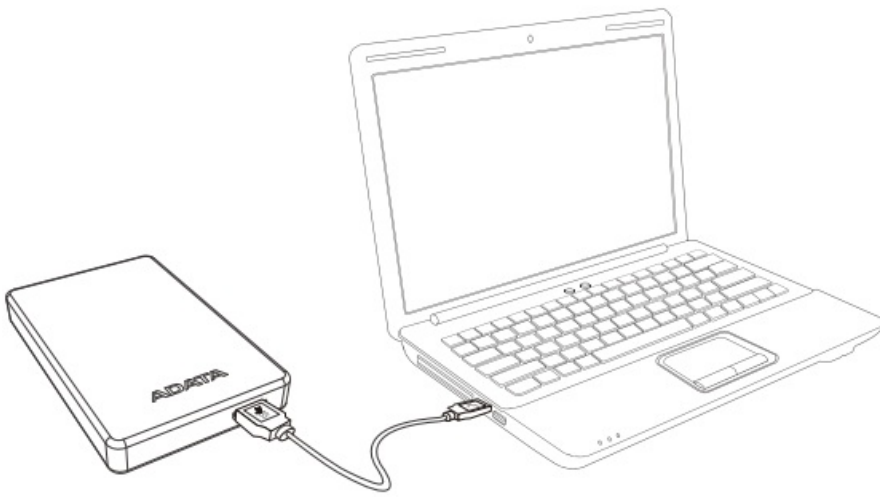
External Solid State Drive

Operating temperature: 5°C to 35°C

Storage temperature: -40°C to 60°C

Value-Added Software – Backup ToGo

1. Connect the external device to your PC



2. Go to ADATA's website to register your product and download the software and operation guide



3. Perform installation according to the requirements



For technical support and warranty information please visit www.adata.com

Warranty Statement

ADATA provides replacement or repair service for defective products to our customers within the applicable warranty period. Please note that ADATA is not responsible for providing free repair services if the product defect is caused by any of the following factors:

1. Damage caused by natural calamity or inappropriate usage.
2. Product has been repaired or taken apart by unauthorized personnel.
3. The warranty label is altered, damaged or missing.
4. Product serial number does not conform to records in our system or the label has been altered.
5. Products purchased from unauthorized agents.

This limited warranty covers only repair or replacement of defective ADATA products.

ADATA is not liable for, and does not cover under warranty, any loss of data or any cost associated with determining the source of system problems or removing, servicing or installing ADATA products. ADATA warranty policy applies only to repair or replacement of ADATA products

Online Customer Support


For warranty information and technical support, please visit:

<https://www.adata.com/us/support/>



ADATA®

Documents / Resources
















[ADATA SD810 External Storage To Host Connection USB Data Transfer Cable](#) [pdf] User Guide

SD810 External Storage To Host Connection USB Data Transfer Cable, SD810, External Storage To Host Connection USB Data Transfer Cable, Storage To Host Connection USB Data Transfer Cable, Host Connection USB Data Transfer Cable, Connection USB Data Transfer Cable, USB Data Transfer Cable, Data Transfer Cable, Transfer Cable, Cable

References

- [ADATA \(United Kingdom\)](#)
- [Service Center | ADATA](#)
- [| ADATA \(Taiwan\)](#)
- [Service Center | ADATA](#)
- [Service Center | ADATA](#)
- [Podpora | ADATA \(Czech Republic\)](#)
- [Support | ADATA \(Germany\)](#)

-  [Soporte | ADATA \(Spain\)](#)
-  [Assistance | ADATA \(France\)](#)
-  [Supporto | ADATA \(Italy\)](#)
-  [| ADATA \(Japan\)](#)
-   [| ADATA \(Korea\)](#)
-  [Wsparcia | ADATA \(Poland\)](#)
-  [Suporte | ADATA \(Portugal\)](#)
-  [ADATA \(Global\)](#)
-  [الدعم | ADATA \(Saudi Arabia\)](#)
-  [Destek | ADATA \(Turkey\)](#)
-  [| ADATA \(Taiwan\)](#)
-  [Support | ADATA \(United States\)](#)
- [User Manual](#)

Manuals+ Privacy Policy

This website is an independent publication and is neither affiliated with nor endorsed by any of the trademark owners. The "Bluetooth®" word mark and logos are registered trademarks owned by Bluetooth SIG, Inc. The "Wi-Fi®" word mark and logos are registered trademarks owned by the Wi-Fi Alliance. Any use of these marks on this website does not imply any affiliation with or endorsement.