


ADAMSON IS10p IS-Series Point Source Loudspeaker User Manual

[Home](#) » [ADAMSON](#) » ADAMSON IS10p IS-Series Point Source Loudspeaker User Manual 

ADAMSON IS10p IS-Series Point Source Loudspeaker User Manual



Contents

- [1 Safety & Warnings](#)
- [2 Product Information](#)
- [3 Wiring](#)
- [4 Amplification](#)
- [5 Presets](#)
- [6 Weatherized](#)
- [7 Technical Specifications](#)
- [8 Documents / Resources](#)
- [9 Related Posts](#)

Safety & Warnings



Read these instructions, keep them available for reference. This manual can be downloaded from: <https://www.adamsonsystems.com/en/support/downloads-directory/is-series/is10p>



Heed all warnings and follow all instructions.



A qualified technician must be present during the installation and use of this product. This product is capable of producing extremely high sound pressure levels and should be used according to the specified local sound level regulations and good judgement. Adamson Systems Engineering will not be liable for damages caused by any possible misuse of this product.



Servicing is required when the loudspeaker has been damaged in any way, such as when the loudspeaker has been dropped; or when for undetermined reasons the loudspeaker does not operate normally. Inspect your products regularly for any visual or functionality irregularities.

Protect the cabling from being walked on or pinched.

Read the appropriate IS-Series Rigging Manual before installing the product.

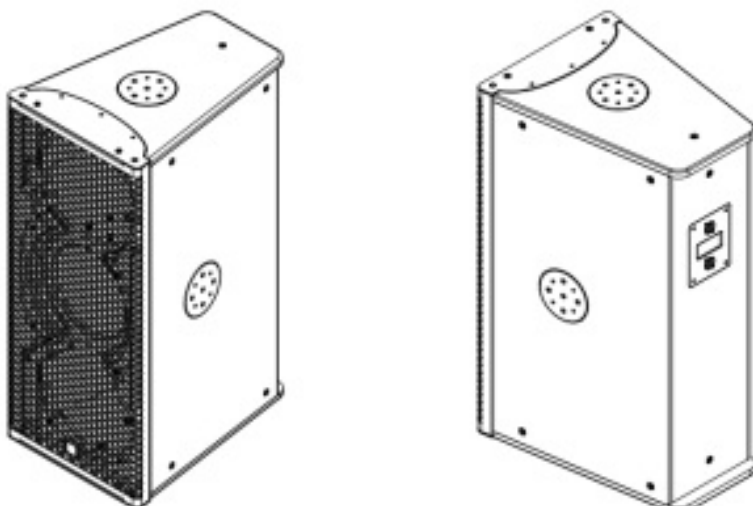
Pay attention to rigging instructions included in both Blueprint AV™ and the IS-Series Rigging Manual.

Use only with the rigging frames/accessories specified by Adamson, or sold with the loudspeaker system

This speaker enclosure is capable of creating a strong magnetic field. Please use caution around the enclosure with data storage devices such as hard drives

In an effort to continuously improve its products, Adamson releases updated accompanying software, presets and standards for its products. Adamson reserves the right to change the specifications of its products and the content of its documents with no prior notice.

Product Information



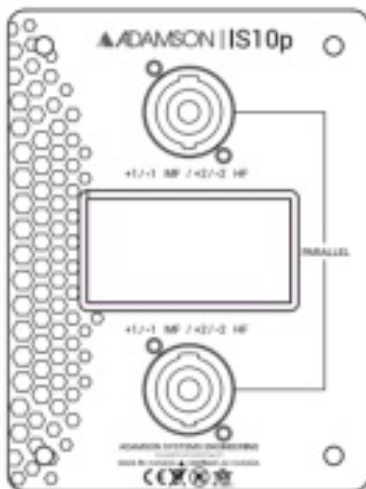
- The IS10p is a sub-compact point source enclosure. It contains two symmetrically arrayed 10" LF transducers

and a 3" HF compression driver mounted on an Adamson waveguide, available in two configurations; with dispersion patterns of either 70° x 40° (HxV) or 100° x 50° (HxV) each rotatable in increments of 90°.

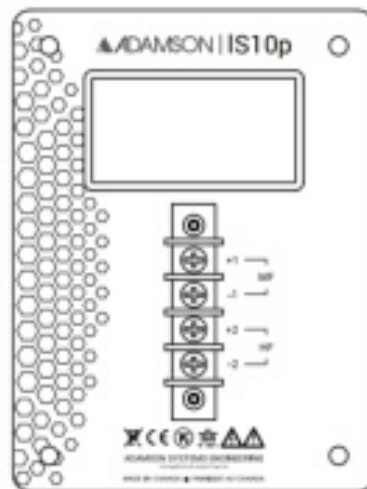
- The operational frequency range of the IS10p is 60Hz to 18kHz. The use of proprietary technologies such as Advanced Cone Architecture allows high maximum SPL level of 139 dB.
- The enclosure has an unobtrusive visual design which blends seamlessly into the surrounding space, is made of marine grade birch plywood, and has steel rigging discs on the top, bottom, and on each side, to be used with a wide variety of rigging accessories. Without sacrificing low resonance to composite material, the IS10p weighs only 21 kg / 46.3 lbs.
- The IS10p is intended to be used as either a standalone system, or a fill enclosure in tandem with other IS-Series products. The IS10p is designed to pair easily and coherently with IS-Series subwoofers.
- The IS10p is designed for use with Lab.gruppen's D-Series line of installation amplifiers. The nominal impedance of the IS10p is 8 Ω per band, maximizing amplifier efficiency.

Wiring

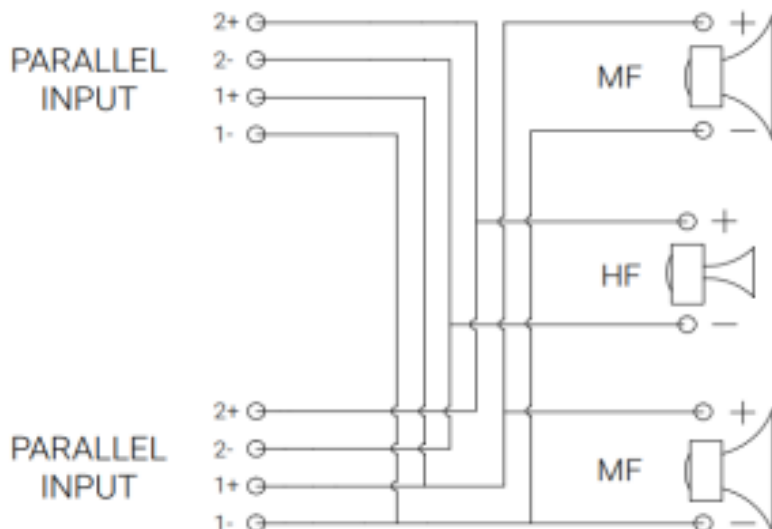
- The IS10p (963-0004, 963-0007, 963-5004, 963-5007) comes with 2x Neutrik Speakon™ NL4 connections, wired in parallel.
- The IS10pb (963-0005, 963-0006, 963-5005, 963-5006) comes with an external barrier strip.
- Pins 1+/- are connected to the 2x ND10-LM MF transducers, wired in parallel.
- Pins 2+/- are connected to the NH3-8 HF transducer.



IS10p Jackplate



IS10pb Jackplate



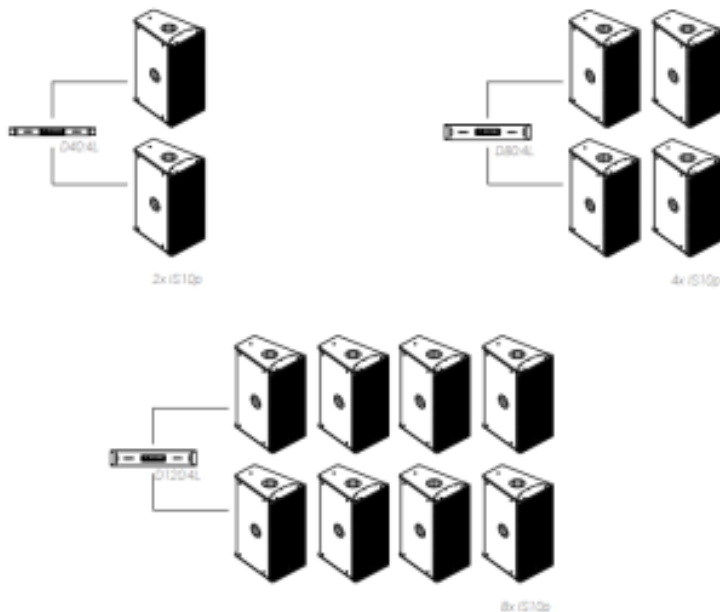
Amplification

The IS10p is paired with Lab.gruppen D-Series amplifiers.

Maximum quantities per amplifier are shown below.

For a master list, please refer to the Adamson Amplification Chart, found on the Adamson website.

<https://adamsonsystems.com/support/downloads-directory/design-and control/e-rack/283-amplification-chart-9/ file>



Presets

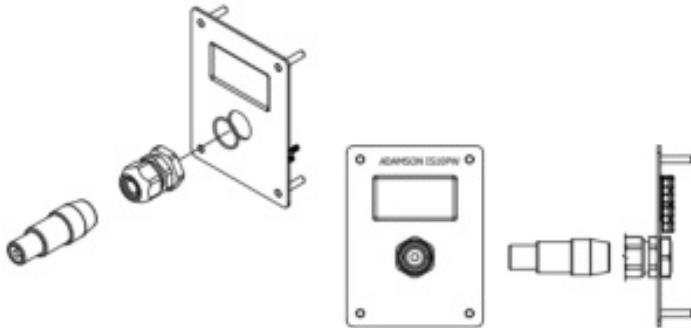
The Adamson Load Library (<https://www.adamsonsystems.com/support/downloads-directory/design-and control/erack/245-adamson-load-library-5-0-1/file>) contains presets designed for a variety of IS10p applications. Furthermore, there are presets designed to pair with either Adamson subs, or Adamson Line Arrays.

For a master list, please refer the Adamson PLM & Lake Handbook, found on our website.

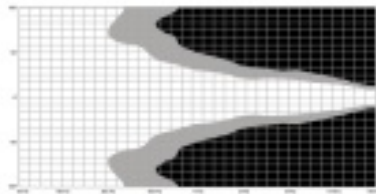
<https://adamsonsystems.com/support/downloads-directory/design-and control/e-rack/205-adamson-plm-lakehandbook/ file>

To protect against dust and other particles, a fine stainless steel mesh has been added to all points of entry including behind the front grille screens.

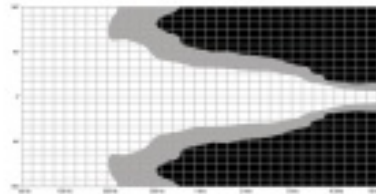
Cabling for the IS-Series weatherized cabinets is pre-wired and protected inside a gasket-sealed jackplate, with gland nuts in place to seal the connection points.



Technical Specifications



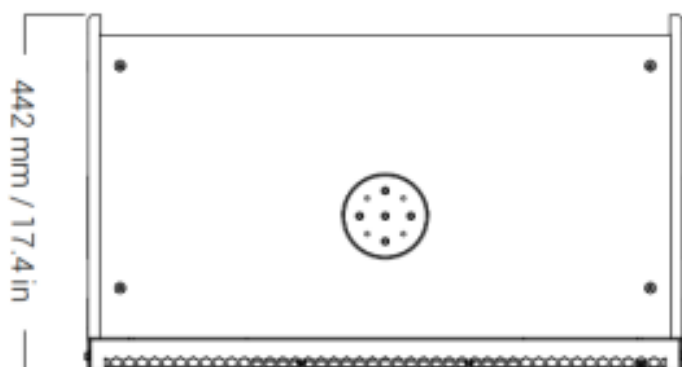
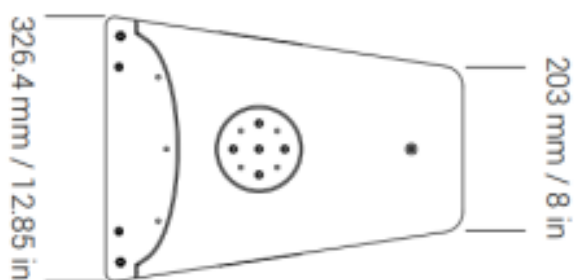
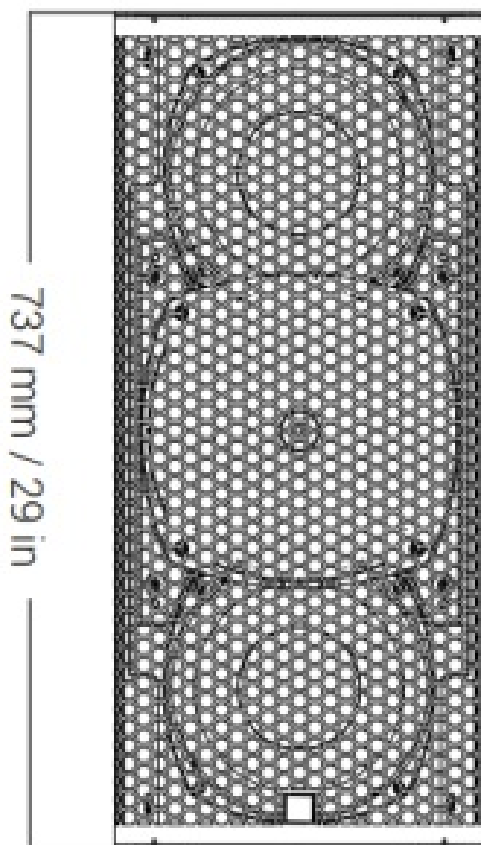
IS 10p (70x40) Horizontal Pattern



IS 10p (100x60) Horizontal Pattern

Frequency Range (+/- 3dB)	60 Hz – 18 kHz
Nominal Directivity (-6 dB) H x V	70° x 40° (optional 100° x 50° available)
Maximum Peak SPL	139 dB
Components LF	2x ND10-LM 10" Neodymium Driver
Components HF	Adamson NH3-8 3" Diaphragm / 1.4" Exit Compression Driver
Nominal Impedance LF	8 Ω (2x 16 Ω)
Nominal Impedance HF	8 Ω
Power Handling (AES / Peak) LF	700 / 2800 W
Power Handling (AES / Peak) HF	110 / 440 W
Rigging	Integrated Rigging System
Connection	2x Speakon™ NL4 or Barrier Strips
Height (mm / in)	737 / 29
Width Front (mm / in)	326.4 / 12.85
Width Rear (mm / in)	203 / 8
Depth (mm / in)	442 / 17.4
Weight (kg / lbs)	21 / 46.3
Colour	Black & White (Standard), RAL Colours (On Demand)
Processing	Lake

**12 dB crest factor pink noise at 1m, free field, using specified processing and amplification



Distribution Date: May 1st, 2021

Copyright 2021 by Adamson Systems Engineering Inc.; all rights reserved

This manual must be accessible to the person operating this product. As such, the product owner must store it in a safe place and make it available upon request to any operator.

Resale of this product must include a copy of this manual

This manual can be downloaded from

Declarations



EU Declaration of Conformity

Adamson Systems Engineering declares that the products stated below are in conformance with the relevant fundamental health and safety criteria of the applicable EC Directive(s), in particular:

Directive 2014/35/EU: Low Voltage Directive

IS10p – 70 x 40 – 963-0004, 963-0005, 963-0012, 963-5004, 963-5005, 963-5012

IS10p – 100 x 50 – 963-0006, 963-0007, 963-0012, 963-5006, 963-5007, 963-5012

Directive 2006/42/EC: Machinery Directive

IS10p Horizontal Bracket – 934-0029, 934-0042, 934-5029

IS10p Vertical Bracket – 934-0030, 934-5030

IS7p & IS10p Fill Plate – 930-0031, 930-5031

Bracket C-Clamp – 932-0006, 932-5006

IS-Series Sight Mount – 934-0026, 934-5026

IS-Series Pole Mount Adapter – 932-0039

IS-Series C-Clamp – 932-0040

IS-Series Point H-Clamp – 932-0041

IS-Series Tilt Adapter – 932-0042

IS-Series Sight Mount Link – 932-0044

IS-Series Super Sight Mount – 934-0031, 934-5031

IS-Series Articulator – 934-0032, 934-5032

Signed at Port Perry, ON. CA – May 1st, 2021

Brock Adamson (President & CEO)

ADAMSON SYSTEMS ENGINEERING, Inc.

1401 Scugog Line 6, Port Perry (ON), L9L 1B2, Ontario,
Canada

T: +1 905 982 0520, F: +1 905 982 0609

Email: info@adamsonsystems.com

Website: www.adamsonsystems.com

Documents / Resources



[ADAMSON IS10p IS-Series Point Source Loudspeaker](#) [pdf] User Manual
IS10p, IS-Series, Point Source Loudspeaker, IS10p IS-Series Point Source Loudspeaker

[Manuals+](#)