




ADAMSON IS-Series IS119 Sub-Compact Subwoofer User Manual

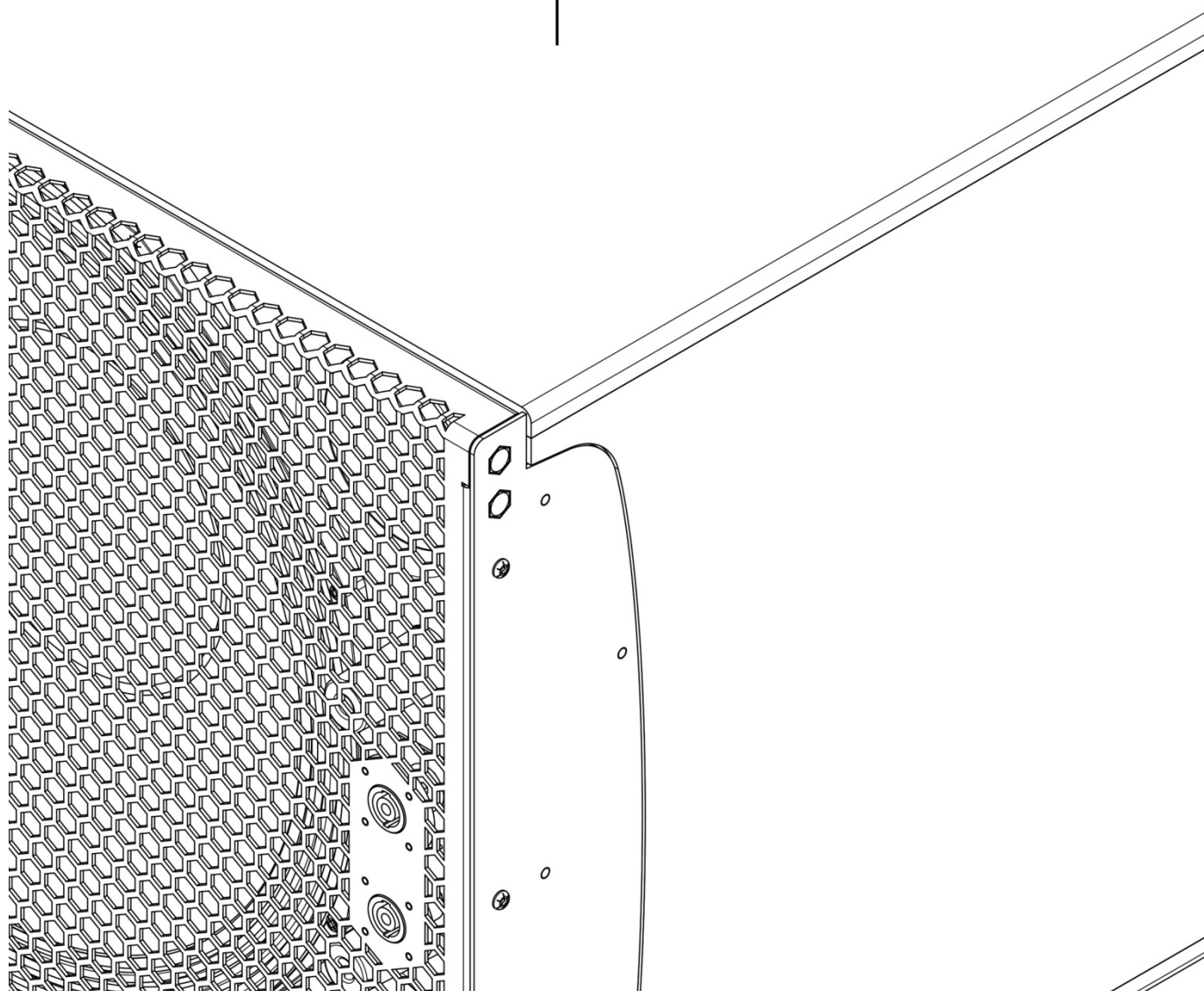
[Home](#) » [ADAMSON](#) » ADAMSON IS-Series IS119 Sub-Compact Subwoofer User Manual 

ADAMSON IS-Series IS119 Sub-Compact
Subwoofer User Manual

IS119

USER MANUAL

Distribution Date: May 1st, 2021



IS119 User Manual

Distribution Date: May 1st, 2021

Copyright 2021 by Adamson Systems Engineering Inc.; all rights reserved

This manual must be accessible to the person operating this product. As such, the product owner must store it in a safe place and make it available upon request to any operator.

Resale of this product must include a copy of this manual.

This manual can be downloaded from <https://www.adamsonsystems.com/en/support/downloads-directory/is-series/is119>

Contents

- [1 Declarations](#)
- [2 Safety & Warnings](#)
- [3 IS119 Sub Compact Subwoofer](#)
- [4 Wiring](#)
- [5 Amplification](#)
- [6 Presets](#)
- [7 Cardioid Dispersion](#)
- [8 Weatherized](#)
- [9 Technical Specifications](#)
- [10 Documents / Resources](#)
- [11 Related Posts](#)

Declarations

EU Declaration of Conformity

Adamson Systems Engineering declares that the products stated below are in conformance with the relevant fundamental health and safety criteria of the applicable EC Directive(s), in particular:

Directive 2014/35/EU: Low Voltage Directive

IS119 – 994-0005, 994-0006, 994-0012,
994-5005, 994-5006, 994-5012

Directive 2006/42/EC: Machinery Directive

IS10 & IS119 Support Frame – 930-0028, 930-0035, 930-5028
Extended Beam – 930-0021, 930-5021
Moving Point Extended Beam – 930-0033, 930-5033
IS10 Micro Frame – 930-0030, 930-5030
Line Array H-Clamp – 932-0037





Brock Adamson (President & CEO)

ADAMSON SYSTEMS ENGINEERING, Inc.
1401 Scugog Line 6, Port Perry (ON), L9L 1B2, Ontario, Canada
T: +1 905 982 0520, F: +1 905 982 0609
Email: info@adamsonsystems.com
Website: www.adamsonsystems.com



Safety & Warnings



Read these instructions, keep them available for reference

This manual can be downloaded from <https://www.adamsonsystems.com/en/support/downloads-directory/is-series/is119>



Heed all warnings and follow all instructions.



A qualified technician must be present during the installation and use of this product. This product is capable of producing extremely high sound pressure levels and should be used according to the specified local sound level regulations and good judgement. Adamson Systems Engineering will not be liable for damages caused by any possible misuse of this product.



Servicing is required when the loudspeaker has been damaged in any way, such as when the loudspeaker has been dropped; or when for undetermined reasons the loudspeaker does not operate normally. Inspect your products regularly for any visual or functionality irregularities.

Protect the cabling from being walked on or pinched.

Read the appropriate IS-Series Rigging Manual before installing the product.


Pay attention to rigging instructions included in both Blueprint AV™ and the IS-Series Rigging Manual.

Use only with the rigging frames/accessories specified by Adamson, or sold with the loudspeaker system.

This speaker enclosure is capable of creating a strong magnetic field. Please use caution around the enclosure with data storage devices such as hard drives.

In an effort to continuously improve its products, Adamson releases updated accompanying software, presets and standards for its products. **Adamson reserves the right to change the specifications of its products and the content of its documents with no prior notice.**

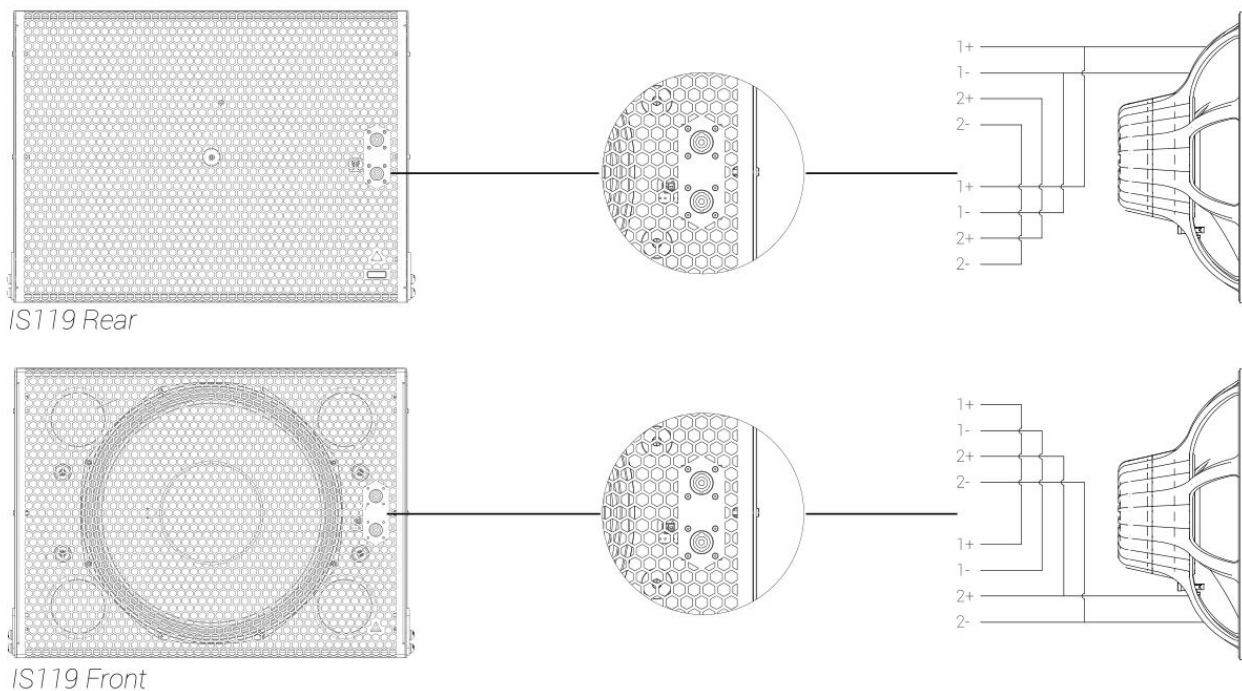
IS119 Sub Compact Subwoofer



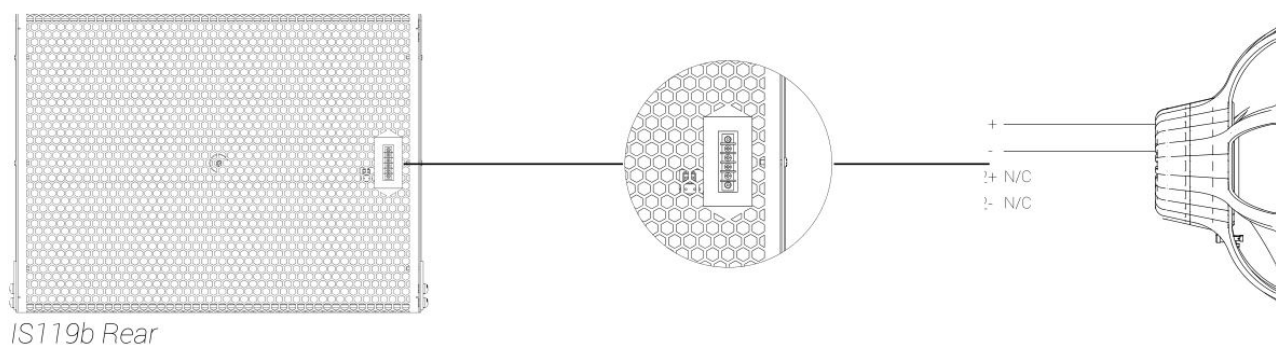
- The IS119 is a sub-compact subwoofer enclosure designed for extended LF capabilities. It contains one ND19-S 19" LF driver.
- The operational frequency range of the IS119 is 30 Hz to 100 Hz. The use of proprietary technologies such as Advanced Cone Architecture give the IS119 an extremely high maximum SPL level.
- The enclosure has an unobtrusive visual design which blends seamlessly into the surrounding space, including identical grilles at the front and back so cardioid deployments appear identical to non-cardioid. It is made of marine grade birch plywood, and has an aluminum rigging system mounted on each corner. Without sacrificing lowered resonance to composite material, the IS119 is able to maintain a low weight of 44.5 kg / 98 lbs.
- Up to twenty IS119 can be flown when using the IS10 & IS119 Support Frame and can also be flown in the same array as the IS10 when using an additional IS10 & IS119 Support Frame. Always consult Blueprint AV™ and the IS-Series Line Array Rigging Manual for correct rigging positions (including ground stacking options) and installation procedures.
- The IS119 is designed for use with Lab.gruppen's D-Series line of installation amplifiers. The nominal impedance of the IS119 is 8 Ω .

Wiring

The **IS119** (994-0005, 994-5005) comes with 4x Neutrik Speakon™ NL4 connections, wired in parallel. The 2 rear connections pass pin 1 +/- to the driver and the 2 front connections pass pin 2 +/- to the driver.



The **IS119b** (994-0006, 994-5006) comes with an external barrier strip mounted to the rear grill. Terminals 1, +/- are passed to the driver, terminal 2, +/- are not connected.



To operate the IS119b in FB or FBF cardioid mode, swap the front and rear grills by:

1. Removing the six screws holding each grill to the side rigging pieces
2. Unclipping the grill with the barrier strip from the rear PCB, and swapping the grills
3. Re-clipping the grill with the barrier strip to the front PCB and affix with the same screws

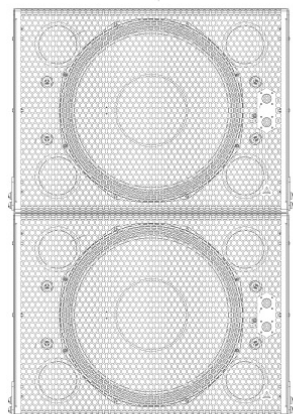
Amplification

The IS119 is paired with Lab.gruppen **D-Series** amplifiers.

Maximum quantities of the IS119 per amplifier model are shown below

For a master list, please refer to the Adamson Amplification Chart, found on our website.

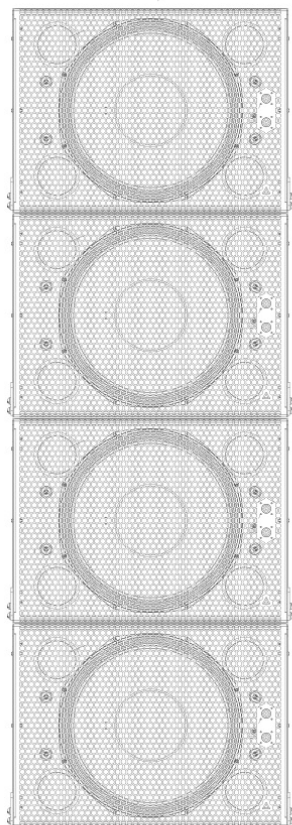
<https://adamsonsystems.com/support/downloads-directory/design-and-control/e-rack/283-amplification-chart-9/file>



2x IS119



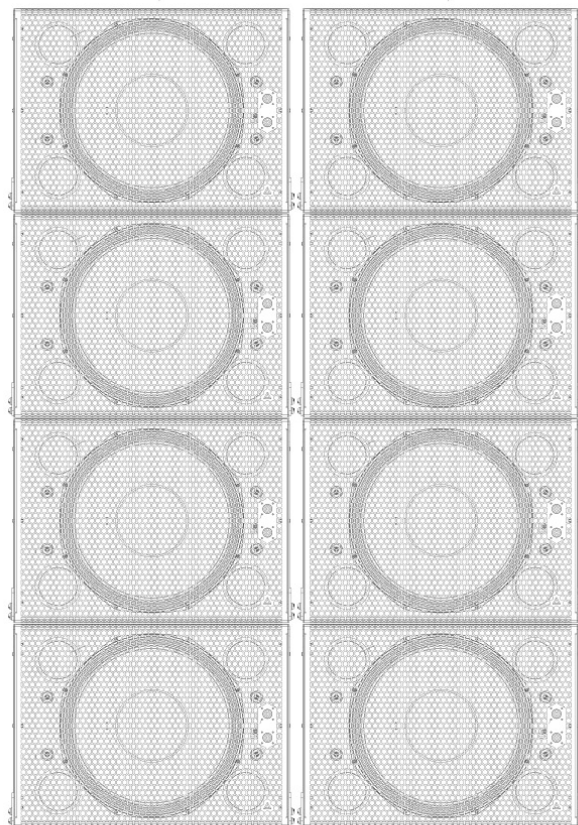
D80:4L



4x IS119



D120:4L



8x IS119



D200:4L

Presets

The Adamson LoadLibrary (<https://www.adamsonsystems.com/support/downloads-directory/design-and-control/erack/245-adamson-load-library-5-0-1/file>) contains presets designed for a variety of IS119 deployments.

For a master list, please refer the Adamson PLM & Lake Handbook, found on our website.

<https://adamsonsystems.com/support/downloads-directory/design-and-control/e-rack/205-adamson-plm-lake-handbook/file>

When flown or in the same array as an IS10, all IS119 presets contain the inherent delay needed to be properly phasealigned.

When flown or ground stacked separately, IS119 subs should be phase-aligned using measurement software.

Subwoofer Configuration

Applicable Preset

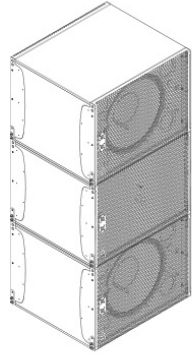
Subwoofer Configuration



IS119

All IS119 forward facing

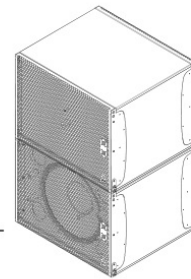
Omni pattern



IS119 FB

Bottom IS119 forward facing,
top IS119 reversed

Cardioid pattern



IS119 FBF

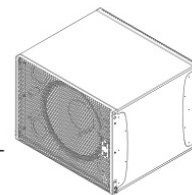
Bottom and top IS119 forward facing,
middle IS119 reversed

Cardioid pattern

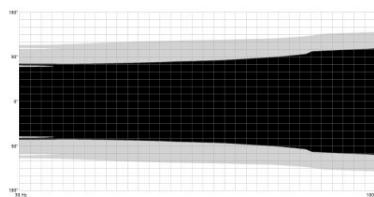
IS119 EF66

Two IS119 stacks, distance from
front grill to front grill of 66" (1.7m)

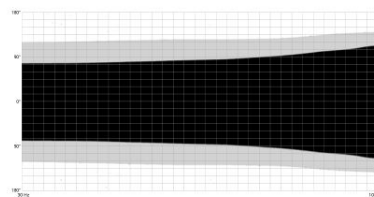
Cardioid pattern



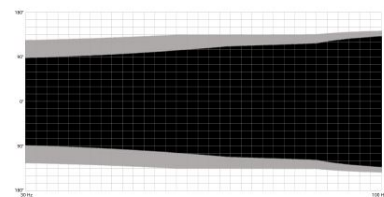
Cardioid Dispersion



IS119 FB



IS119 FBF



IS119 EF66

Weatherized

IS-Series weatherized models add an additional layer of environmental and corrosion protection to Adamson's already durable cabinet design. Weatherized enclosures are ideal for marine and coastal venues, outdoor stadiums, open-air performance spaces, and other permanent outdoor installations.

IS-Series weatherized cabinets feature the following additional protective features.

Corrosion resistance

Corrosion resistance extends the lifetime performance of your system in outdoor venues where water, salt and acidity can impact durability and function.

All structural steel elements of Adamson weatherized cabinets – including rigging and rigging links – are made of a high yield strength stainless steel alloy that offers 100% corrosion resistance.

Cabinet hardware is made of non-plated stainless steel, designed to provide exceptional rust and corrosion resistance, particularly in high-saline environments.

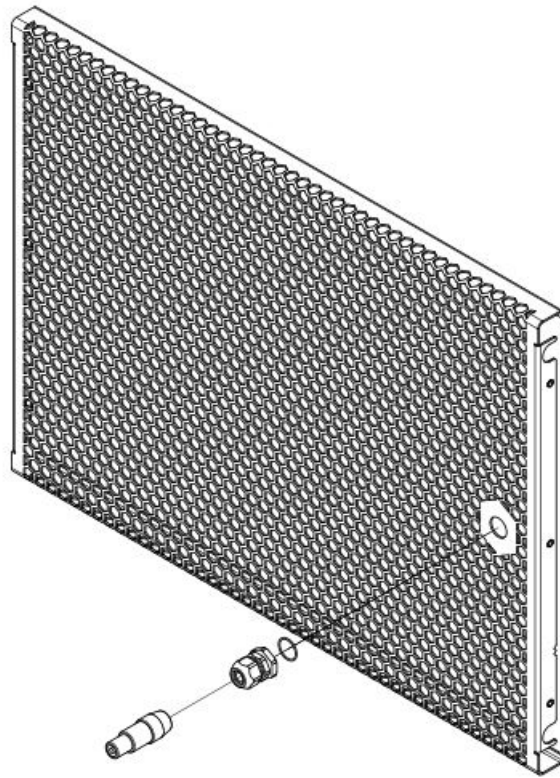
Environmental sealing

Additional protection of the cabinet helps ensure that loudspeaker performance isn't impeded by the harsh environments in which your system is deployed.

To guard against water and particle intrusion, the same two-part polyurea coating that gives Adamson cabinets their life-extending exterior protection is applied to the interior of the enclosure, creating a complete seal. Weatherized models feature an exterior coating with a distinctive smooth finish that allows for easy cleaning and removal of contaminants like dirt, grime, salt water or sand.

To protect against dust and other particles, a fine stainless steel mesh has been added to all points of entry including behind the front grille screens.

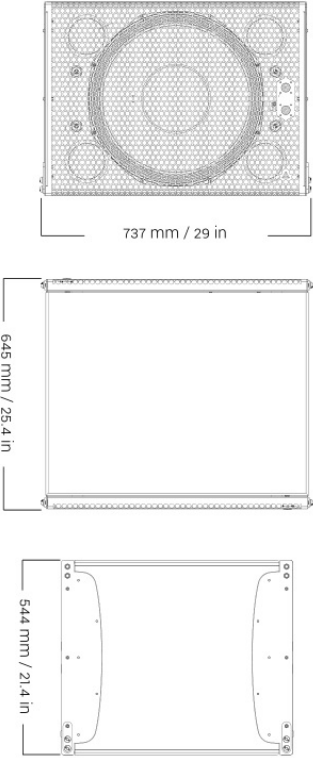
Cabling for the IS-Series weatherized cabinets is pre-wired and protected inside a gasket-sealed jackplate, with gland nuts in place to seal the connection points.



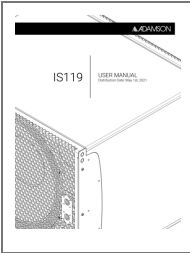
Technical Specifications

Frequency Range (+/- 3dB)	30 Hz - 100 Hz
Maximum Peak SPL **	138 dB
Components LF	ND19 19" Neodymium Driver
Nominal Impedance LF	8 Ω
Power Handling (AES / Peak) LF	1200 / 4800 W
Rigging	Integrated Rigging System
Connection	4x Speakon™ NL4 (2x Front 1+/1-, 2x Rear (2+/2-), or Barrier Strips
Height (mm / in)	544 / 21.4
Width (mm / in)	737 / 29
Depth (mm / in)	645 / 25.4
Weight (kg / lbs)	44.5 / 98
Colour	Black & White (Standard), RAL Colours (On Demand)
Processing	Lake

**12 dB crest factor pink noise at 1m, half space, using specified processing and amplification



Documents / Resources

	<p>ADAMSON IS-Series IS119 Sub-Compact Subwoofer [pdf] User Manual</p> <p>IS-Series, IS119, Sub-Compact Subwoofer, IS-Series IS119 Sub-Compact Subwoofer</p>
---	---