



## ADA INSTRUMENTS A00444 Cube 360 Line Laser User Manual

[Home](#) » [ADA INSTRUMENTS](#) » ADA INSTRUMENTS A00444 Cube 360 Line Laser User Manual 

### ADA INSTRUMENTS A00444 Cube 360 Line Laser User Manual



THE MANUFACTURE RESERVES THE RIGHT TO MAKE CHANGES (NOT HAVING AN IMPACT ON THE SPECIFICATIONS) TO THE DESIGN, COMPLETE SET WITHOUT GIVING PRIOR WARNING.

## Contents

- [1 APPLICATION](#)
- [2 SPECIFICATIONS](#)
- [3 LASER LINES](#)
- [4 FEATURES](#)
- [5 CHANGE OF BATTERIES](#)
- [6 OPERATION](#)
- [7 PRODUCT LIFE](#)
- [8 CARE AND CLEANING](#)
- [9 ELECTROMAGNETIC ACCEPTABILITY \(EMC\)](#)
- [10 LASER CLASS 2 WARNING LABEL ON THE LINE LASER](#)
- [11 SAFETY INSTRUCTIONS](#)
- [12 WARRANTY](#)
- [13 Documents / Resources](#)
  - [13.1 References](#)
- [14 Related Posts](#)


## APPLICATION

Line laser ADA Cube 360 is designed to check the horizontal and vertical position of the surfaces of the elements of building structures and also to transfer the angle of inclination of the structural part to similar parts during construction and installation works.

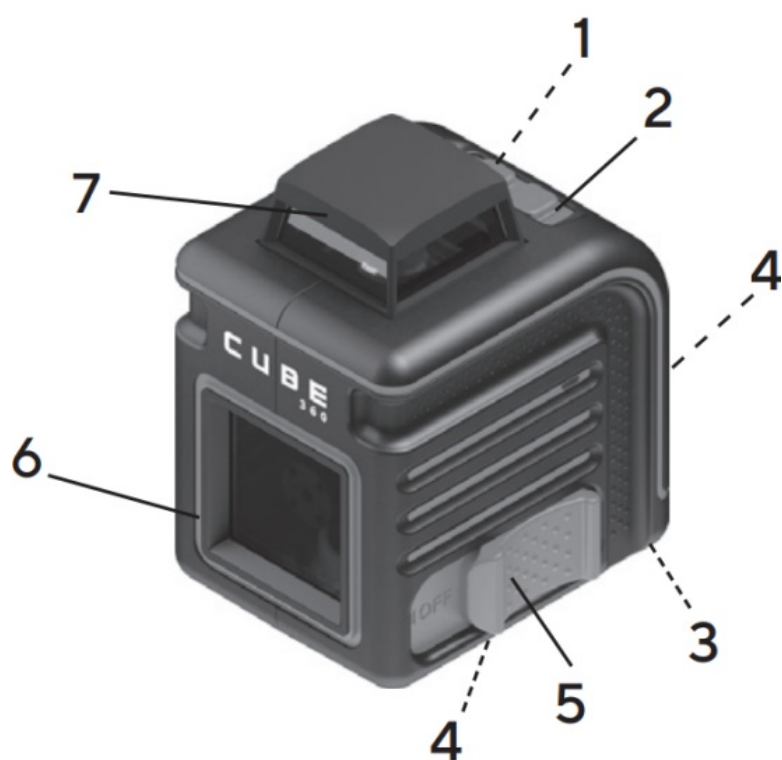
## SPECIFICATIONS

- **Laser beam:** Horizontal line 360° vertical line
- **Light sources:** 2 laser diodes with laser emission wave length of 620-690nm
- **Laser safety class:** Class 2, <1mW
- **Accuracy** :±1/8 in at 30 ft (3 mm/10 m)
- **Self-leveling range:** ±4°
- **Operating range with/without receiver** : 230/65 ft (70/20 m)
- **Power source** : 3 alkaline batteries, AA type
- **Operation time:** Approx.5-8 hours, if everything is on
- **Tripod thread:** 2×1/4"
- **Operating temperature:** 23° F to 113° F (-5°C +45°C)
- **Weight:** 0,79 lb (390 g)

## LASER LINES



## FEATURES



1. Laser lines on/off
2. Indoor/outdoor operating mode
3. Battery compartment
4. Tripod mount 1/4"
5. Compensator switch (ON/X/OFF)
6. Vertical laser window
7. Horizontal laser window

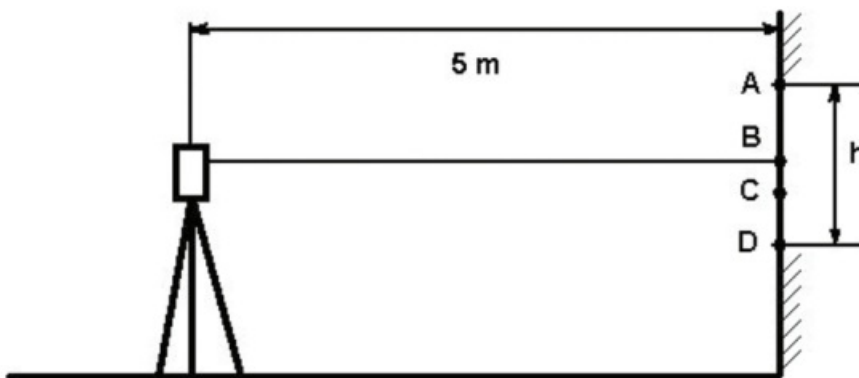
## CHANGE OF BATTERIES

Open battery compartment. Insert batteries. Take care to correct polarity. Close battery compartment.  
ATTENTION: If you are not going to use instrument for a long time, take out batteries.

## OPERATION

Cube 360 is a reliable and convenient line laser. It will be irreplaceable tool for many years. Before use, remove battery compartment cover. Insert three batteries into battery compartment with proper polarity, then put the cover back. Set the compensator locking grip (5) into ON position, two laser beams will be on. If the switch is ON, that means the power is on and the compensator is working. Visual alarm (blinking line) and audible signal indicate that the device was not installed within the compensation range  $\pm 4^\circ$ . To properly work align the unit in a horizontal plane. If the switch (5) is in intermediate position, that means the power is opened, the compensation is still locked, but it will not warn if you issue the slope. It's the hand-mode. If the switch (5) is OFF, that means that the line laser is off, the compensator is also locked. Press button (1) only once- horizontal beam will turn on. Press the button (1) one more time – vertical laser beam will turn on. Again press the button (1) – horizontal and vertical beams will turn on. Press button (2) once. Outdoor mode is activated. Press button (2) one more time. The line laser begins to work in indoor mode.

### TO CHECK THE ACCURACY OF LINE LASER (SLOPE OF PLANE)



Place line laser on the tripod 5m away from the wall so the horizontal laser line will be directed to the wall. Switch on the power. The line laser starts to self-level. Mark point A on the wall to show the contact of laser beam with the wall. Turn the line laser by  $90^\circ$  and mark points B, C, D on the wall. Measure distance “h” between the highest and lowest points (these are A and D points in the picture). If “h” is  $\leq 6$  mm, the line laser accuracy is good. If “h” exceeds 6 mm, apply service center.

### TO CHECK PLUMB

Choose a wall and set laser 5 m away from the wall. Hang a plumb with the length 2.5 m on the wall. Turn on the line laser and make the vertical laser line meet the point of the plumb. The accuracy of the line is in the range if the vertical line doesn't exceed (up or down) the accuracy that is shown in the specifications ( $\pm 3$  mm/10 m). If the accuracy isn't corresponding with claimed accuracy, contact the authorized service center.

**Note:** Because of construction of laser emitter laser beam may be unhomogeneous and has different intensity of brightness along the perimeter in different light conditions. Unhomogeneous of laser beam: laser patch of light but the center of laser beam is identified. Different laser beam brightness: difference of intensity is up to 50%.

## PRODUCT LIFE

Product life of the tool is 7 years. The battery and the tool should never be placed in municipal waste. Date of production, manufacturer's contact information, country of origin are indicated on the product sticker.

## CARE AND CLEANING

Please handle line laser with care. Clean with soft cloth only after any use. If necessary damp cloth with some water. If instrument is wet clean and dry it carefully. Pack it up only if it is perfectly dry. Transport in original container/case only.

**Note:** During transport On/Off compensator lock (5) must be set to position "OFF". Disregard may lead to damage of compensator.

## SPECIFIC REASONS FOR ERRONEOUS MEASURING RESULTS

- Measurements through glass or plastic windows;
- Dirty laser emitting window;
- After line laser has been dropped or hit. Please check the accuracy;
- Large fluctuation of temperature: if instrument will be used in cold areas after it has been stored in warm areas (or the other way round) please wait some minutes before carrying out measurements.

## ELECTROMAGNETIC ACCEPTABILITY (EMC)

It cannot be completely excluded that this instrument will disturb other instruments (e.g. navigation systems);

will be disturbed by other instruments (e.g. intensive electromagnetic radiation nearby industrial facilities or radio transmitters).

## LASER CLASS 2 WARNING LABEL ON THE LINE LASER



## LASER CLASSIFICATION

The line laser is a laser class 2 laser product according to DIN IEC 60825-1:2014 and Class II.

## SAFETY INSTRUCTIONS

- Please follow up instructions given in operators' manual.
- Do not stare into beam. Laser beam can lead to eye injury (even from greater distances).
- Do not aim laser beam at persons or animals. The laser plane should be set up above eye level of persons. Use the instrument for measuring jobs only.
- Do not open instrument housing. Repairs should be carried out by authorized workshops only. Please contact

your local dealer.

- Do not remove warning labels or safety instructions.
- Keep instrument away from children.
- Do not use instrument in explosive environment.

## **WARRANTY**

This product is warranted by the manufacturer to the original purchaser to be free from defects in material and workmanship under normal use for a period of two (2) years from the date of purchase. During the warranty period, and upon proof of purchase, the product will be repaired or replaced (with the same or similar model at manufacturer's option), without charge for either parts or labour. In case of a defect please contact the dealer where you originally purchased this product. The warranty will not apply to this product if it has been misused, abused or altered. Without limiting the foregoing, leakage of the battery, bending or dropping the unit are presumed to be defects resulting from misuse or abuse.

## **EXCEPTIONS FROM RESPONSIBILITY**

The user of this product is expected to follow the instructions given in operator's manual. Although all instruments left our warehouse in perfect condition and adjustment the user is expected to carry out periodic checks of the product's accuracy and general performance. The manufacturer, or its representatives, assumes no responsibility of results of a faulty or intentional usage or misuse including any direct, indirect, consequential damage, and loss of profits. The manufacturer, or its representatives, assumes no responsibility for consequential damage, and loss of profits by any disaster (earthquake, storm, flood ...), fire, accident, or an act of a third party and/or a usage in other than usual conditions.

The manufacturer, or its representatives, assumes no responsibility for any damage, and loss of profits due to a change of data, loss of data and interruption of business etc., caused by using the product or an unusable product. The manufacturer, or its representatives, assumes no responsibility for any damage, and loss of profits caused by usage other than explained in the user's manual.

The manufacturer, or its representatives, assumes no responsibility for damage caused by wrong movement or action due to connecting with other products.

## **WARRANTY DOESN'T EXTEND TO FOLLOWING CASES:**

1. If the standard or serial product number will be changed, erased, removed or will be unreadable.
2. Periodic maintenance, repair or changing parts as a result of their normal runout.
3. All adaptations and modifications with the purpose of improvement and expansion of normal sphere of product application, mentioned in the service instruction, without tentative written agreement of the expert provider.
4. Service by anyone other than an authorized service center.
5. Damage to products or parts caused by misuse, including, without limitation, misapplication or negligence of the terms of service instruction.
6. Power supply units, chargers, accessories, wearing parts.
7. Products, damaged from mishandling, faulty adjustment, maintenance with low-quality and non-standard materials, presence of any liquids and foreign objects inside the product.
8. Acts of God and/or actions of third persons.
9. In case of unwarranted repair till the end of warranty period because of damages during the operation of the product, its transportation and storing, warranty doesn't resume.

## **WARRANTY CARD**

Name and model of the product \_\_\_\_\_

Serial number \_\_\_\_\_ Date of sale \_\_\_\_\_

Name of commercial organization \_\_\_\_\_

stamp of commercial organization

Warranty period for the instrument exploitation is 24 months after the date of original retail purchase.

During this warranty period the owner of the product has the right for free repair of his instrument in case of manufacturing defects.

Warranty is valid only with original warranty card, fully and clear filled (stamp or mark of the seller is obligatory).

Technical examination of instruments for fault identification which is under the warranty, is made only in the authorized service center. In no event shall manufacturer be liable before the client for direct or consequential damages, loss of profit or any other damage which occur in the result of the instrument outage.

The product is received in the state of operability, without any visible damages, in full completeness. It is tested in my presence. I have no complaints to the product quality. I am familiar with the conditions of warranty service and I agree.

purchaser signature \_\_\_\_\_


Before operating you should read service instruction!

If you have any questions about the warranty service and technical support contact seller of this product

ADA International Group Ltd., No.6 Building, Hanjiang West Road #128, Changzhou New District, Jiangsu, China  
Made In China

[adainstruments.com](http://adainstruments.com)

## Documents / Resources

	<p><a href="#">ADA INSTRUMENTS A00444 Cube 360 Line Laser</a> [pdf] User Manual 00444, Cube 360 Line Laser</p>
---	--

## References

-  [ADA Instruments](http://adainstruments.com)