

ACT
AC5151 Wireless
Mouse 2400 DPI
with Silent Click



ACT AC5151 Wireless Mouse 2400 DPI with Silent Click Installation Guide

[Home](#) » [ACT](#) » ACT AC5151 Wireless Mouse 2400 DPI with Silent Click Installation Guide 

Contents

- [1 ACT AC5151 Wireless Mouse 2400 DPI with Silent Click](#)
- [2 Product Using Information](#)
- [3 Product Information](#)
- [4 Specifications](#)
- [5 FAQ](#)
- [6 Product Overview](#)
- [7 Power](#)
- [8 Using Instructions](#)
- [9 Warranty](#)
- [10 More Information](#)
- [11 Documents / Resources](#)
 - [11.1 References](#)
- [12 Related Posts](#)

ACT

ACT AC5151 Wireless Mouse 2400 DPI with Silent Click



Product Using Information

Quick Install Instructions

1. Step 1
 - Turn on the mouse using the On/Off button located on the bottom of the device.
2. Step 2
 - Insert the USB-A receiver into your computer's USB port.
3. Step 3
 - The mouse is now ready to use with your computer.

Mouse Features

- Left Key
- Right Key
- Scroll Wheel
- DPI Button
- Forward Button
- Back Button
- USB-A Receiver

Product Information

Specifications

Frequency Range	2402-2480 MHz
RF Output Power (EIRP)	Mouse: <2.4dBm

Additional Information

- For service, manuals, firmware, or updates, visit www.act-connectivity.com.
- For safety information, visit www.act-connectivity.com/safety.

Contact Information

ACT, Koolhovenstraat 1E, 3772 MT Barneveld, The Netherlands

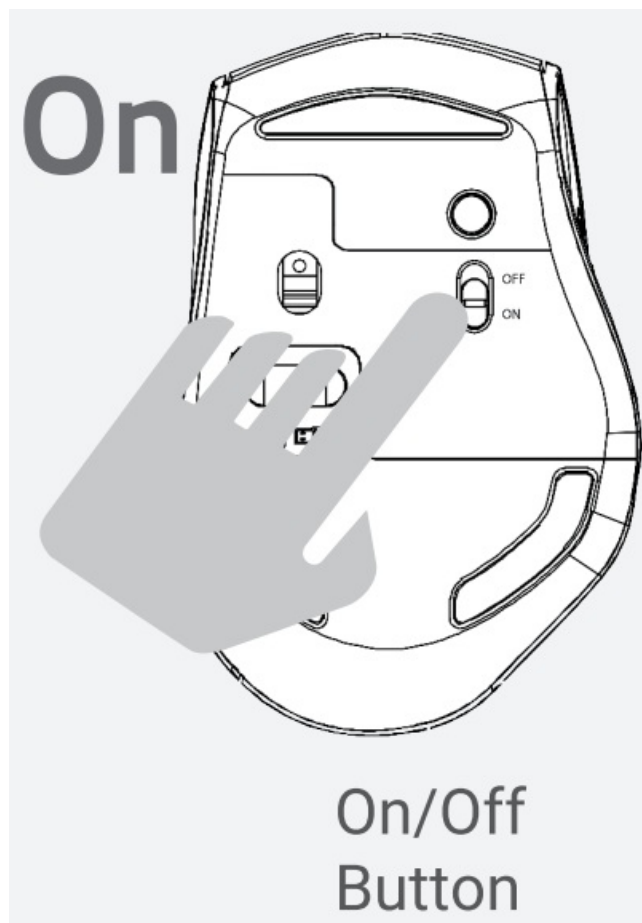
FAQ

- **How do I turn on the mouse?**
 - Use the On/Off button located on the bottom of the mouse.
- **Where do I insert the USB receiver?**
 - Insert the USB-A receiver into an available USB port on your computer.
- **Where can I find the user manual?**
 - Visit www.act-connectivity.com for manuals and updates.

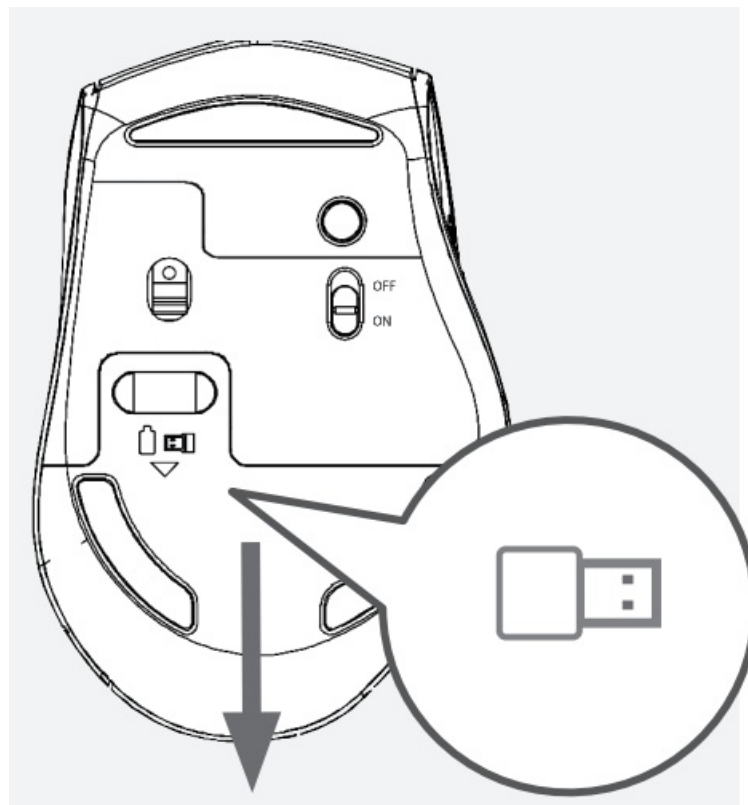
Product Overview

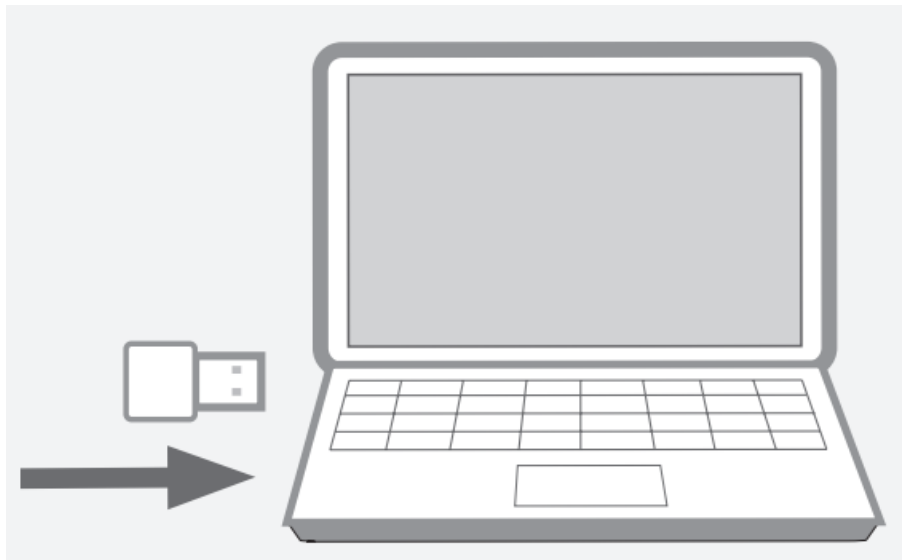


Power



Using Instructions





Warranty

- 5 Year Warranty

More Information

For service, manuals, firmware or updates visit: www.act-connectivity.com

You can find safety information at www.act-connectivity.com/safety

- **Frequency Range:** 2402-2480 MHz
- **RF Output Power (EIRP):** Mouse -2.44dBm


Made in China

Please check the website www.act-connectivity.com for the Declaration of Conformity.

Contact

- ACT, Koolhovenstraat 1E, 3772 MT Barneveld, The Netherlands
- www.act-connectivity.com

Documents / Resources

	<p>ACT AC5151 Wireless Mouse 2400 DPI with Silent Click [pdf] Installation Guide AC5151, AC5151, AC5151 Wireless Mouse 2400 DPI with Silent Click, AC5151, Wireless Mouse 2400 DPI with Silent Click, Mouse 2400 DPI with Silent Click, 2400 DPI with Silent Click, DPI with Silent Click, with Silent Click, Silent Click, Click</p>
---	--

References

- [User Manual](#)

Manuals+. Privacy Policy

This website is an independent publication and is neither affiliated with nor endorsed by any of the trademark owners. The "Bluetooth®" word mark and logos are registered trademarks owned by Bluetooth SIG, Inc. The "Wi-Fi®" word mark and logos are registered trademarks owned by the Wi-Fi Alliance. Any use of these marks on this website does not imply any affiliation with or endorsement.