



[Home](#) » [acquire](#) » **acquire Digital Wayfinder Installation Guide** 

Contents [[hide](#)]

- [1 acquire Digital Wayfinder](#)
- [2 Specifications](#)
- [3 GETTING STARTED](#)
- [4 DOWNLOAD & INSTALL WAYFINDER](#)
- [5 ACTIVATING YOUR LICENSE](#)
- [6 USING ACQUIRE WAYFINDER](#)
- [7 FAQ](#)
- [8 Documents / Resources](#)
 - [8.1 References](#)



acquire Digital Wayfinder



Specifications

- **Product Name:** Acquire Wayfinder
- **Features:** Smart navigation, interactive maps, intuitive wayfinding
- **Compatibility:** Suitable for campuses, retail spaces, healthcare facilities, and transport hubs
- **License:** Trial version available with the option for consulting for project-specific hardware

NAVIGATE WITH CONFIDENCE

UNLOCK THE POWER OF SMART NAVIGATION WITH A FREE TRIAL OF ACQUIRE WAYFINDER. DESIGNED TO IMPROVE VISITOR EXPERIENCES IN CAMPUSES, RETAIL SPACES, HEALTHCARE FACILITIES, AND TRANSPORT HUBS, WAYFINDER ACQUIRE ENSURES SEAMLESS WAYFINDING WITH INTUITIVE, INTERACTIVE MAPS.

1. GETTING STARTED
2. DOWNLOAD & INSTALL WAYFINDER
3. ACTIVATING YOUR LICENSE
4. USING YOUR WAYFINDER APPLICATION
5. HELP & SUPPORT



STEP
1



STEP
2



STEP
3



STEP
4



STEP
5

GETTING STARTED

BY NOW YOU SHOULD HAVE RECEIVED YOUR EMAIL CONTAINING ALL THE RELEVANT LICENSING AND DOWNLOAD LINKS TO YOUR ACQUIRE WAYFINDER SOFTWARE. IF YOU'VE NOT RECEIVED THIS, OR YOU'RE EXPERIENCING ANY ISSUES, CLICK THE LINK BELOW, OR SCAN THE QR CODE TO REQUEST YOUR LICENSES.

[DOWNLOAD WAYFINDER HERE](#)



TO GET YOU STARTED, HERE'S A BRIEF SUMMARY HARDWARE REQUIREMENTS TO GET YOU UP AND RUNNING SMOOTHLY.

- **OPERATING SYSTEM:** WINDOWS 10/11

Windows LTSC/IOT version is designed for usage rather than desktop versions and is preferred in these instances

- **CPU:** INTEL i5 OR EQUIVALENT

Windows LTSC/IOT version is designed for usage rather than desktop versions and is preferred in these instances

- **GPU:** INTEL ONBOARD OR EQUIVALENT (MINIMUM), DISCREET GRAPHICS

INTEL AIM OR NVIDIA (RECOMMENDED)

Graphics capabilities are the most important consideration for more complex usage, allowing for higher resolutions/bitrates and outputs

- **HARD DRIVE:** SOLID STATE DRIVE (MINIMUM), M.2 DRIVE WITH NVMe OR RAID (PREFERRED)

Drive should be capable of providing read speeds exceeding the maximum bitrate of all your simultaneous playback plus OS usage

- **NETWORK:** 4G / WiFi / LAN (PREFERRED)

Content is cached locally. Control messages and updates are sent as background traffic using UDP or TCP connection

THESE REQUIREMENTS ARE GENERAL AND YOU SHOULD ALWAYS TEST YOUR EXPECTED MEDIA WITH ANY HARDWARE YOU ARE CONSIDERING FOR A PROJECT. WE PROVIDE A FULLY FEATURED TRIAL VERSION OF OUR SOFTWARE. ALTERNATIVELY, WE CAN ASSIST IN CONSULTING FOR YOUR PROJECT, INCLUDING SPECIFYING APPROPRIATE HARDWARE.

DOWNLOAD & INSTALL WAYFINDER

Once you've RECEIVED YOUR DOWNLOAD LINK – CLICK THIS TO ACCESS OUR DEDICATED STUDIOPRO DOWNLOAD PAGE.

Welcome,

Thanks for trying Acquire Wayfinder. We're thrilled to have you on board. To get started:

[Download Your Trial](#)

Your trial licence will last 30 days.

Trial Start Date: Monday 10th of March 2025

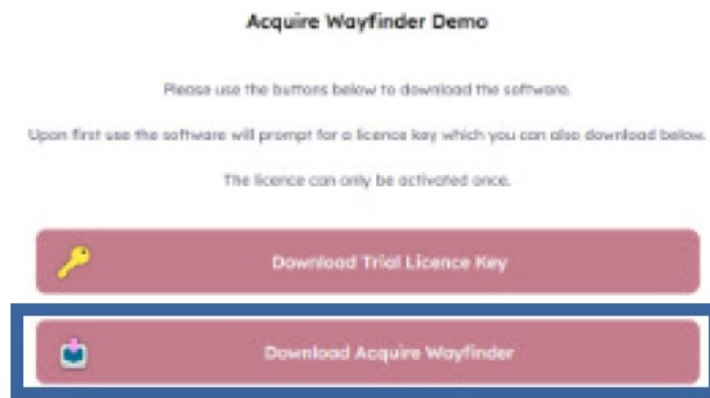
Trial End Date: Thursday 10th of April 2025

If you have any questions, or need to extend your trial, feel free to reach out to our [customer success team](#).

Thanks,
The Acquire Digital Team

DOWNLOAD THE SOFTWARE

DOWNLOAD ACQUIRE WAYFINDER: TO DOWNLOAD THE SOFTWARE PACKAGE.



INSTALL THE SOFTWARE – RUN THE ACQUIRE WAYFINDER INSTALLER ON YOUR DEDICATED PC OR LAPTOP, ACCEPT THE LICENSE AGREEMENT, AND FOLLOW THE ON-SCREEN WIZARD.

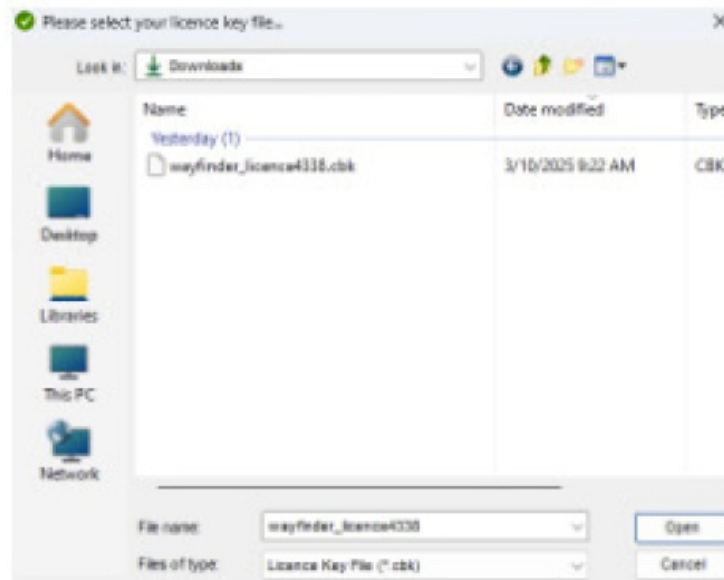
ACTIVATING YOUR LICENSE

GETTING YOUR EDITOR LICENSE – ‘

- **DOWNLOAD TRIAL LICENSE KEY’ TO DOWNLOAD YOUR UNIQUE LICENSE FILE.**
- **ONCE INSTALLATION IS COMPLETE, CLICK ‘LICENSE KEY FILE’ TO OPEN THE ACTIVATION WINDOW.**



- **NAVIGATE TO WHERE YOU DOWNLOADED YOUR LICENSE FILE AND SELECT ‘OPEN’.**



- **CHOOSE FROM THREE ACTIVATION METHODS:**
 - **RECOMMENDED:** AUTOMATICALLY OVER THE INTERNET – THE FASTEST AND EASIEST WAY TO ACTIVATE.

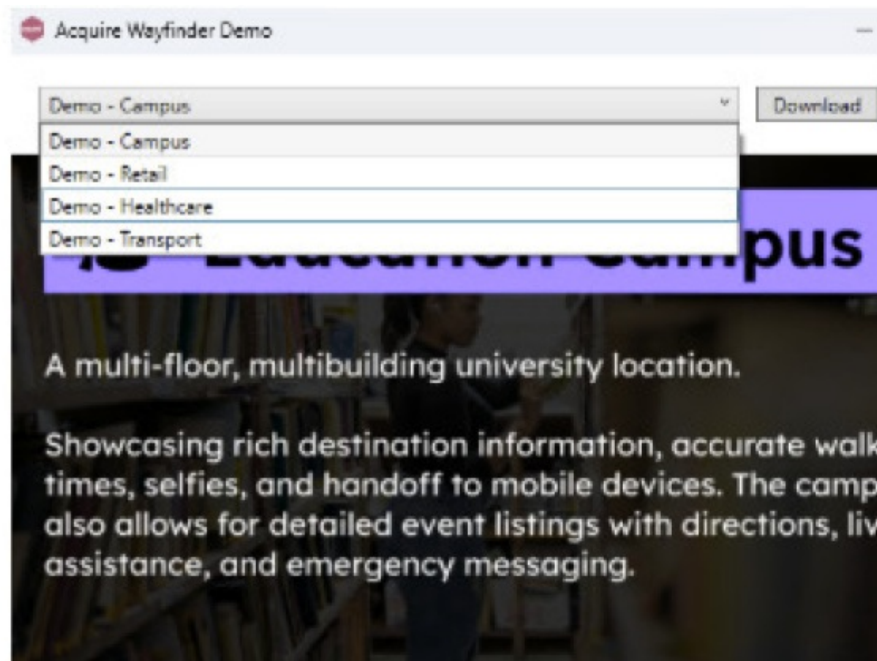


- ONCE ACTIVATED, A MESSAGE WILL APPEAR, 'YOUR SOFTWARE HAS NOW BEEN ACTIVATED' CLICK 'OK' AND 'FINISH' TO COMPLETE THE SETUP.

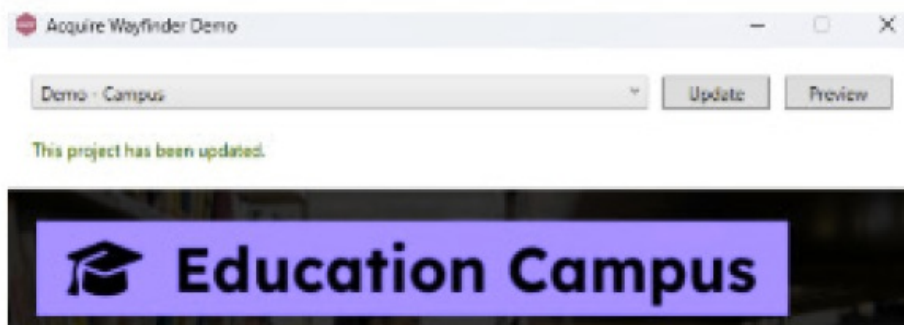
USING ACQUIRE WAYFINDER

WHEN THE APPLICATION OPENS, SELECT THE DEMO YOU WANT TO DOWNLOAD. THERE ARE FOUR DEMO PROJECTS AVAILABLE:

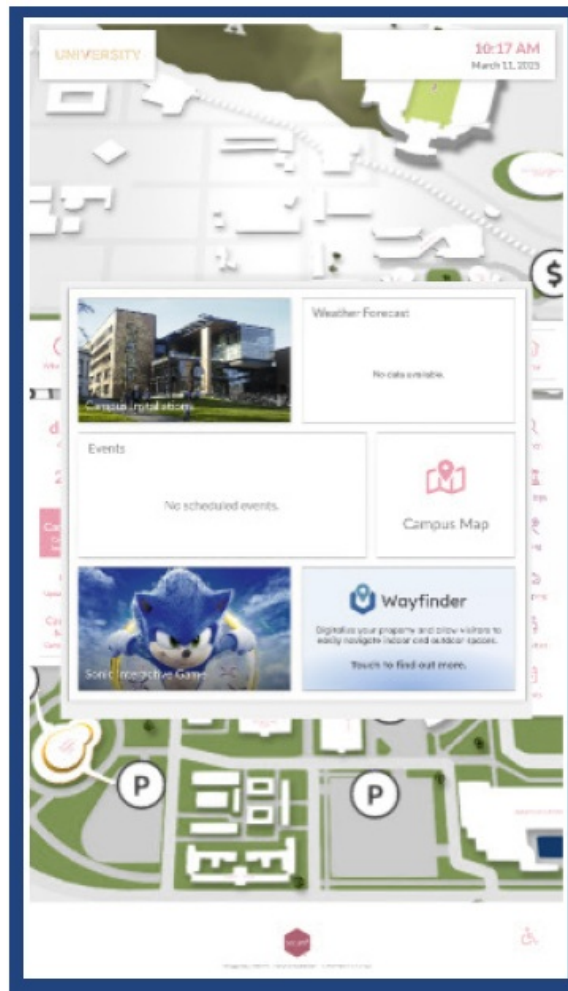
- SELECT THE PROJECT YOU WANT FROM THE DROPDOWN MENU AND CLICK DOWNLOAD.



- ONCE THE DEMO HAS FINISHED DOWNLOADING, 'PREVIEW' WILL NOW BECOME ACTIVE.
- SELECTING THIS WILL START UP THE DEMO.



- YOU WILL NOW SEE THE HOME SCREEN AND BY SELECTING THE CAMPUS MAP YOU WILL BE ABLE TO NOW INTERACT WITH THE MAP.
- TAPPING THE CORNERS OF THE DEMO IN THE FOLLOWING ORDER WILL ALLOW YOU TO EXIT
- BOTTOM LEFT , TOP LEFT, BOTTOM RIGHT, TOP RIGHT



HELP & SUPPORT

WE HOPE YOU'VE GOT YOUR ACQUIRE WAYFINDER SET UP SMOOTHLY! BUT IF ANYTHING DIDN'T GO AS PLANNED, NO WORRIES—WE'RE HERE TO HELP. IF YOU NEED ANY SUPPORT DURING INSTALLATION OR WHILE USING WAYFINDER, FEEL FREE TO REACH OUT TO US BY EMAIL TO THE BELOW ADDRESS, VISIT OUR KNOWLEDGE BASE TO ANSWER MANY COMMONLY ASKED QUESTIONS AND VIEW THE USER GUIDE

EMAIL: SUPPORT@ACQUIREDIGITAL.COM

KB WAYFINDER LINK

WHY CHOOSE ACQUIRE WAYFINDER?

- SEAMLESS NAVIGATION WITH INTUITIVE 3D MAPS & LANDMARK RECOGNITION
- EFFICIENT SPACE MANAGEMENT WITH OPTIMISED DIGITAL DIRECTORIES
- INTEGRATED ADVERTISING CAPABILITIES FOR ADDITIONAL REVENUE

GENERATION

- COMPLIANCE WITH ACCESSIBILITY STANDARDS FOR INCLUSIVE NAVIGATION

ACQUIRE DIGITAL


- **UK OFFICE:** 190 SCUDAMORE ROAD, LEICESTER, LE3 1UQ
- **US OFFICE:** ONE BOSTON PLACE, SUITE 2600, BOSTON, MA, 02108

FAQ

Why choose Acquire Wayfinder?



Acquire Wayfinder offers seamless navigation with intuitive 3D maps, efficient space management, integrated advertising capabilities for revenue generation, and compliance with accessibility standards for inclusive navigation.

Documents / Resources

	acquire Digital Wayfinder [pdf] Installation Guide Digital Wayfinder, Wayfinder
---	--

References

- [User Manual](#)

 acquire, Digital Wayfinder,
 acquire Wayfinder

Leave a comment

Your email address will not be published. Required fields are marked *

Comment *

Name

Email

Website

☐ Save my name, email, and website in this browser for the next time I comment.

Post Comment

Search:

e.g. whirlpool wrf535swhz

Search

[Manuals+](#) | [Upload](#) | [Deep Search](#) | [Privacy Policy](#) | [@manuals.plus](#) | [YouTube](#)

This website is an independent publication and is neither affiliated with nor endorsed by any of the trademark owners. The "Bluetooth®" word mark and logos are registered trademarks owned by Bluetooth SIG, Inc. The "Wi-Fi®" word mark and logos are registered trademarks owned by the Wi-Fi Alliance. Any use of these marks on this website does not imply any affiliation with or endorsement.