



ACCURITE Digital Window Thermometer Instruction Manual

[Home](#) » [ACCURITE](#) » ACCURITE Digital Window Thermometer Instruction Manual 



Instruction Manual Digital Window Thermometer model 00603

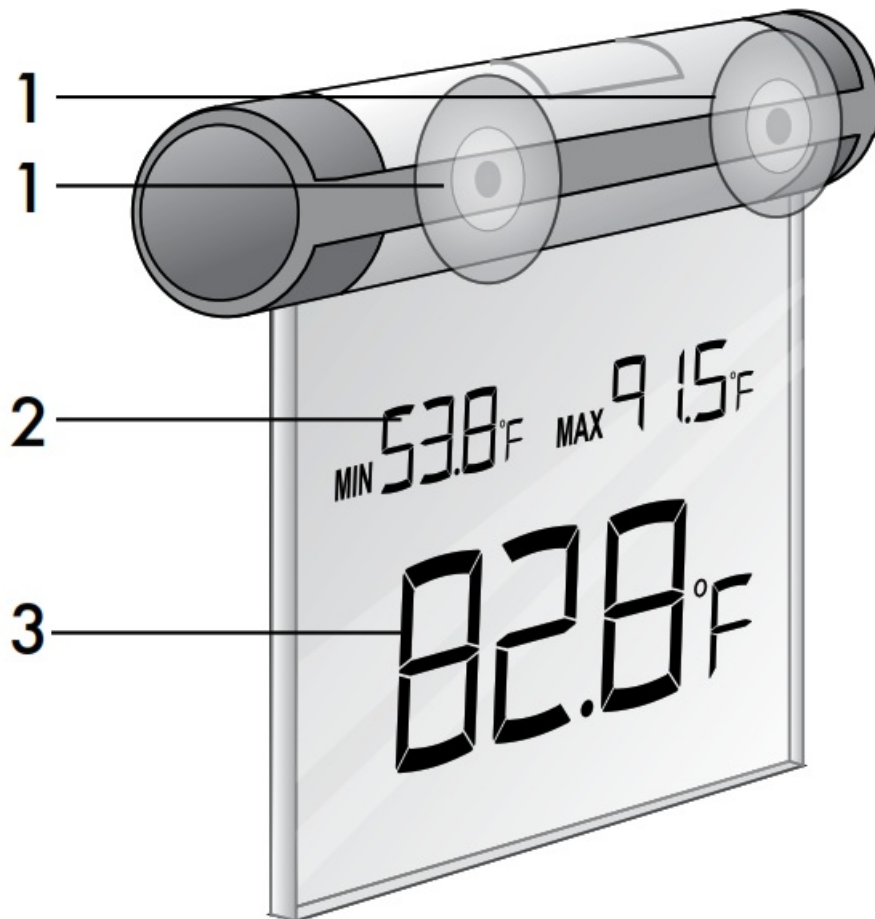
Congratulations on your new AcuRite product. To ensure the best possible product performance, please read this manual in its entirety and retain it for future reference.

Contents

- [1 Unpacking Instructions](#)
- [2 Power On / Replace Battery](#)
- [3 Placement](#)
- [4 Window Mount](#)
- [5 MIN/MAX Reset](#)
- [6 Troubleshooting](#)
- [7 Specifications](#)
- [8 Customer Support](#)
- [9 Limited One Year Warranty](#)
- [10 Documents / Resources](#)
 - [10.1 References](#)
- [11 Related Posts](#)

Unpacking Instructions

Remove the protective film that is applied to the screen prior to using this product. Peel off to remove.



Features & Benefits

1. Suction Cup Mount

Easily mounted on a window.

2. MIN/MAX

Minimum/maximum temperature recorded over the past 24 hours.

3. Current Temperature


Displayed in degrees Fahrenheit.

Power On / Replace Battery

A CR2032 “coin-style” lithium battery is included and pre-installed. A protective strip that prevents the battery from draining during shipping must be removed from the battery compartment before you can begin using your digital window thermometer.

1. Remove the two small Phillips-type screws with a small Phillips screwdriver.
2. Remove the battery compartment cover carefully as to not lose the screws.
3. Remove the small plastic tab from the battery compartment (initial setup only). To replace the battery, remove and safely discard the old battery (see disposal safety info below). Insert a new CR2032 battery, paying close attention to the polarity markings.
4. Replace the battery compartment cover and screws, making sure the battery is still installed correctly.



WARNING: THIS PRODUCT CONTAINS A BUTTON-CELL BATTERY. IF SWALLOWED, IT~ COULD CAUSE SEVERE INJURY OR DEATH IN JUST 2 HOURS. SEEK MEDICAL ATTENTION IMMEDIATELY IF INGESTED. 



PLEASE DISPOSE OF OLD OR DEFECTIVE BATTERIES IN AN ENVIRONMENTALLY SAFE WAY AND IN ACCORDANCE WITH YOUR LOCAL LAWS AND REGULATIONS.

BATTERY SAFETY: Follow the polarity (+/-) diagram in the battery compartment. Promptly remove

dead batteries from the device. Dispose of used batteries properly. Only batteries of the same or equivalent type as recommended are to be used. DO NOT incinerate used batteries. DO NOT dispose of batteries in fire, as batteries may explode or leak. DO NOT mix old and new batteries or types of batteries (alkaline/ standard). DO NOT use rechargeable batteries. DO NOT recharge non-rechargeable batteries. DO NOT short-circuit the supply terminals. Battery contains mercury. Do not put in trash. Recycle or manage as hazardous waste.

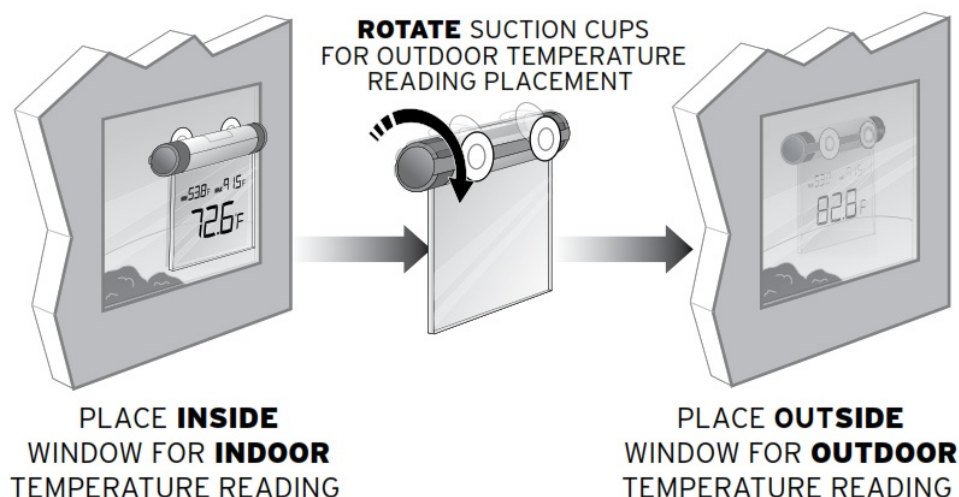
SAVE THIS MANUAL FOR FUTURE REFERENCE.

Placement

AcuRite products are sensitive to surrounding environmental conditions. Placement in a proper location is critical to the accuracy of this product. To ensure accurate temperature measurement, place out of direct sunlight and away from heat sources.

Window Mount

Clean the area where the suction cups will be adhered to with a household window cleaner. Be sure window is free of oil, grease, dust or other matter. Moisten the suction cups. To mount, push firmly on the thermometer, pressing it against the window to form a strong suction. For best suction, select surface that is hard, smooth and non-porous. Do not use suction cups on wood or plaster.



MIN/MAX Reset

The MIN/MAX temperature readings will reset every 24 hours. The reset time is based on when the thermometer was powered on. For example, if you power on the thermometer at 4:30 PM on Monday, the MIN/MAX readings will be reset at 4:30 PM Tuesday (24 hours later).

Troubleshooting


Problem	Possible Solution
Unable to read thermometer at night	We recommend placing a piece of white paper on the back of the thermometer. It will not affect the accuracy of the unit.

Specifications

TEMPERATURE RANGE	-4°F to 158°F
POWER	1 x CR2032 (included)

Customer Support

AcuRite customer support is committed to providing you with best-in-class service. For assistance, please have the model number of this product available and contact us in any of the following ways:

 (877) 221-1252

 info@chaney-inst.com

24/7 support at www.AcuRite.com

- ▶ Installation Videos
- ▶ Register your Product
- ▶ Instruction Manuals
- ▶ Support User Forum
- ▶ Replacement Parts
- ▶ Submit Feedback & Ideas

IMPORTANT

PRODUCT MUST BE REGISTERED
TO RECEIVE WARRANTY SERVICE

PRODUCT REGISTRATION

Register online
to receive 1 year
warranty protection

www.AcuRite.com

SUPPORT

Support Forum

Archived Products

▶ Register a Product

Limited One Year Warranty

At AcuRite, we proudly uphold our commitment to quality technology. Chaney Instrument Co. warrants that all products it manufactures to be of good material and workmanship, and to be free of defects when properly installed and operated for a period of one year from the date of purchase. We recommend that you visit us at www.AcuRite.com for the fastest way to register your product. However, product registration does not eliminate the need to retain your original proof of purchase in order to obtain warranty benefits.

Chaney Instrument Co. warrants that all products it manufactures to be of good material and workmanship, and to be free of defects when properly installed and operated for a period of one year from the date of purchase. Remedy for breach of this warranty is limited to repair or replacement of the defective item(s). Any product which, under normal use and service, is proven to breach the warranty contained herein within ONE YEAR from date of sale will, upon examination by Chaney, and at its sole option, be repaired or replaced by Chaney. Transportation costs and charges for returned goods shall be paid for by the purchaser. Chaney hereby disclaims all responsibility for such transportation costs and charges. This warranty will not be breached, and Chaney will give no credit for products it manufactures which have received normal wear and tear, been damaged (including by acts of nature), tampered, abused, improperly installed, damaged in shipping, or repaired or altered by others than authorized representatives of Chaney.

The above-described warranty is expressly in lieu of all other warranties, express or implied, and all other warranties are hereby expressly disclaimed, including without limitation the implied warranty of merchantability and the implied warranty of fitness for a particular purpose. Chaney expressly disclaims all liability for special, consequential or incidental damages, whether arising in tort or by contract from any breach of this warranty. Some states do not allow the exclusion or limitation of incidental or consequential damages, so the above limitation or exclusion may not apply to you. Chaney further disclaims all liability from personal injury relating to its products to the extent permitted by law. By acceptance of any of Chaney's products, the purchaser assumes all liability for the consequences arising from their use or misuse. No person, firm or corporation is authorized to assume for Chaney any other liability in connection with the sale of its products. Furthermore, no person, firm or corporation is authorized to modify or waive the terms of this paragraph, and the preceding paragraph, unless done in writing and signed by a duly authorized agent of Chaney. This warranty gives you specific legal rights, and you may also have other rights which vary from state to state. For in-warranty claims:
Chaney Instrument Co. | 965 Wells St. | Lake Geneva, WI 53147

ACU►RITE®



Weather
Stations



Temperature
& Humidity



Weather
Alert Radio



Kitchen
Thermometers
& Timers



Clocks


It's more than accurate, it's ACU►RITE. AcuRite offers an extensive assortment of precision instruments, designed to provide you with information you can depend on to Plan your day with confidence™.

www.AcuRite.com

©Chaney Instrument Co. All rights reserved. AcuRite is a registered trademark of the Chaney Instrument Co., Lake Geneva, WI 53147. All other trademarks and copyrights are the property of their respective owners. AcuRite uses patented technology. Visit www.AcuRite.com/patents for details.

Printed in China
00603 INST 070114

Documents / Resources

	<p>ACCURITE Digital Window Thermometer [pdf] Instruction Manual Digital Window Thermometer, 00603</p>
-------------------------------------------------------------------------------------	---------------------------------------------------------------------------------------------------------------------------

References

- [/ Home -](#)
- [▶ AcuRite Weather Monitoring | #1 Weather Station Brand in North America](#)
- [▶ Patented Technology | AcuRite](#)

Manuals+.