



Accu-Chek 06334024003 Nano SmartView Blood Glucose Monitoring System User Guide

[Home](#) » [ACCU-CHEK](#) » Accu-Chek 06334024003 Nano SmartView Blood Glucose Monitoring System User Guide



ACCU-CHEK® SmartView

Control Solution

Cat. No. 06334032001

For use with the Accu-Chek Nano SmartView blood glucose monitoring system.

Contents

- [1 Before You Start](#)
- [2 Getting Ready to Test](#)
- [3 Running a Control Test](#)
- [4 Understanding Control Results](#)
- [5 Technical Information](#)
- [6 Documents / Resources](#)
 - [6.1 References](#)

Before You Start

Intended use

The control solution acts like blood when applied to Accu-Chek SmartView test strips. Running a control test lets you know that the meter and test strips are working properly.

You should run a control test when

- You open a new box of test strips

- You left the test strip container open or you think the test strips have been damaged
- The test strips were stored in extreme temperatures and/or humidity
- You want to check the meter and test strips
- You dropped the meter
- Your test result does not agree with how you feel
- You want to check if you are testing correctly

WARNING: Do not put the control solution in your mouth. Do not inject the solution. They are for use outside the body only.

Choking Hazard. Small parts. Keep away from children under the age of 3 years.



About the control solution

- Only use Accu-Chek SmartView control solution.
 - The meter automatically recognizes the difference between the control solution and blood.
 - Write the date you open the control solution bottle on the bottle label. The control solution must be discarded 3 months from the date the bottle was opened (discard date) or on the Use By date on the bottle label, whichever comes first.
 - Do not use control solution that is past the Use By or discard date.
 - The control solution can stain clothing. If you spill it, wash your clothes with soap and water.
 - Close the bottle tightly after use.
 - Store the bottle at room temperature (36–90 °F).
- Do not freeze.

Getting Ready to Test

You need the Accu-Chek Nano meter, a test strip, and the bottle of control solution. The acceptable range for the control solution is printed on the test strip container. Check to make sure that the control solution and test strips are not expired.

Running a Control Test

1. To make sure the display is working properly, turn off the meter, then press and hold  to see the complete display. All segments should be clear and complete. If any segments are missing from the display, there may be a problem with the meter.
2. Check the Use By date on the test strip container.
Do not use test strips past the Use By date.
3. Insert the test strip into the meter in the direction of the arrows.
4. Place the meter on a flat surface, like a table.
5. Remove the control bottle cap and wipe the tip of the bottle with a tissue.
6. Squeeze the bottle until a tiny drop forms at the tip. Touch the drop to the front edge of the yellow window of the test strip. Do not put control solution on top of the test strip. When you see  flash, you have enough control solution in the test strip. Wipe the tip of the bottle with a tissue, then cap the bottle tightly.



7. A result appears on the display along with the control bottle symbol.
8. The control result and OK alternate on the display if the result is in range. The range is printed on the test strip container label. The control result and Err alternate on the display if the result is out of range. Remove and discard the used test strip.

Understanding Control Results

In-range control results

If your result alternates with an OK on the display, you know the meter and test strips are working properly to give reliable results.

Out-of-range control results

If your result alternates with an Err on the display, the control result is not in range. Check the list below to see what may be causing the problem:

Technical Information

Contents of the control solution

The solution contains glucose, buffer, salts, non-reactive ingredients, preservative, FD & C Blue #1.

Explanation of Symbols

	Global Trade Item Number
---	--------------------------

Additional level of Accu-Chek SmartView Control can be obtained by calling the Accu-Chek Customer Care Service Center at 1-[800-858-8072](tel:800-858-8072).

Troubleshooting Checks		Action
1.	Are the test strips or control solution past the Use By or discard date?	If either is past the Use By or discard date, throw it away.
2.	Did you wipe the tip of the control solution bottle with a tissue prior to use?	Wipe the tip of the bottle with a tissue. Repeat the control test with a new test strip and a fresh drop of control solution.
3.	Were the test strip container and control solution bottle always closed tightly?	If you think either may have been uncapped for some time, replace the test strips or control solution.
4.	Was the test strip used immediately after removing it from the container?	Repeat the control test with a new test strip and a fresh drop of control solution.
5.	Were the test strips and control solution stored in a cool, dry place?	Repeat the control test with properly stored test strips or control solution.
6.	Did you follow all of the testing instructions?	Review the testing steps and test again.
7.	If you are still unsure of the problem ...	Repeat the control test with a new test strip. If you still have problems, call the Accu-Chek Customer Care Service Center at 1- 800-858-8072 .

Manufactured in the USA for/Distributed by:
Roche Diabetes Care, Inc.
9115 Hague Road
Indianapolis, IN 46256
ACCU-CHEK, ACCU-CHEK NANO, ACCU-CHEK SMARTVIEW, and
ACCU-CHEK NANO SMARTVIEW are trademarks of Roche.
© 2016 Roche Diabetes Care




Have Problems or Questions? Call the Accu-Chek Customer Care Service Center at 1- [800-858-8072](tel:800-858-8072).

ACCU-CHEK[®]
SmartView

Control
06334024003-0316



Documents / Resources

	<p>Accu-Chek 06334024003 Nano SmartView Blood Glucose Monitoring System [pdf] User Guide</p> <p>06334024003, 06334032001, 06334024003 Nano SmartView Blood Glucose Monitoring System, 06334024003, Nano SmartView Blood Glucose Monitoring System, SmartView Blood Glucose Monitoring System, Blood Glucose Monitoring System, Glucose Monitoring System, Monitoring System, System</p>
---	---

References

- [User Manual](#)

[Manuals+](#), [Privacy Policy](#)

This website is an independent publication and is neither affiliated with nor endorsed by any of the trademark owners. The "Bluetooth®" word mark and logos are registered trademarks owned by Bluetooth SIG, Inc. The "Wi-Fi®" word mark and logos are registered trademarks owned by the Wi-Fi Alliance. Any use of these marks on this website does not imply any affiliation with or endorsement.