




ACCELL U240B-002K USB-C Dock User Manual

[Home](#) » [Accell](#) » ACCELL U240B-002K USB-C Dock User Manual 



Accell USB-C Dock
P/N: U240B-002K


Contents

- [1 Package Contents](#)
- [2 Product Overview](#)
- [3 Connect to Computer](#)
- [4 Documents / Resources](#)
- [5 Related Posts](#)

Package Contents

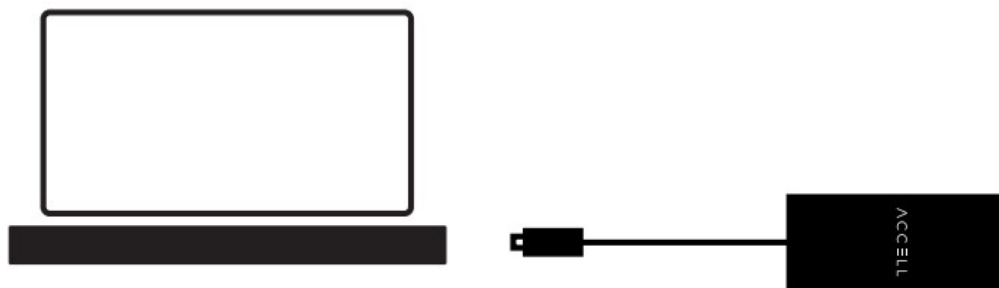
- Accell USB-C 4K Dock
- User manual

Product Overview



Connect to Computer

1. Connect the docking station to a laptop or mobile device directly with the USB-C connector.

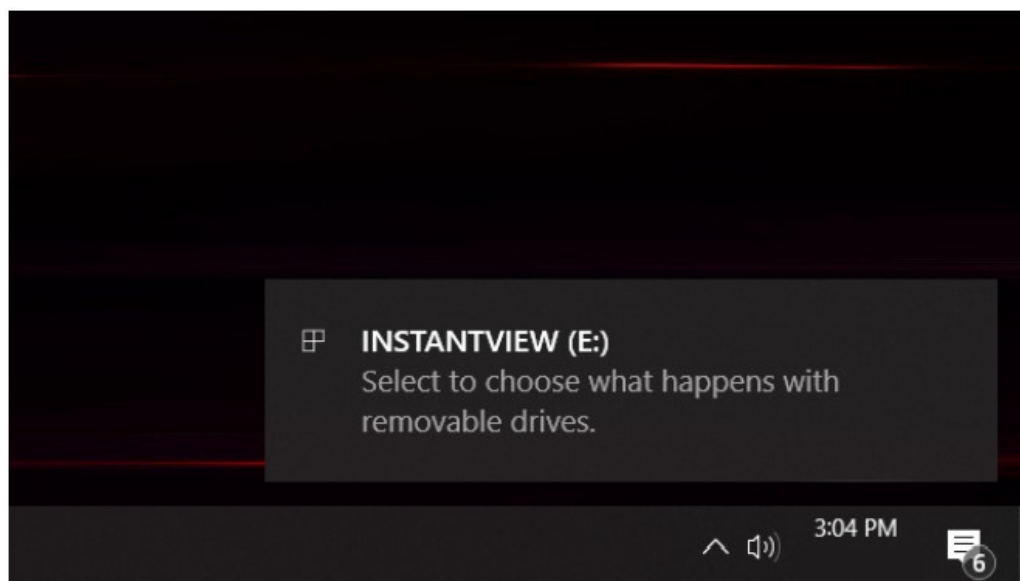


Laptop or Desktop

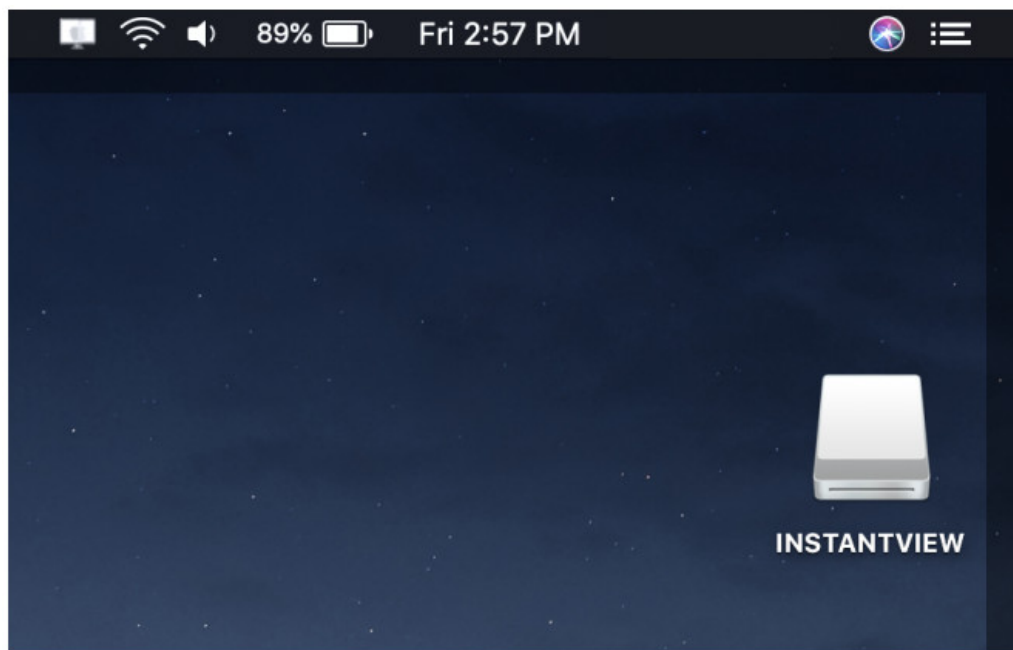
Compatible with Windows 8, 8.1, 10 32-bit/64-bit, macOS 10.10, and newer.

2. Allow a few seconds for the system to initialize the **“Driver-Less InstantView” folder**. If the folder doesn’t open automatically, you may find it under “This PC” for Windows or open from the pop-up message. macOS may find it on desktop.

Microsoft Windows:

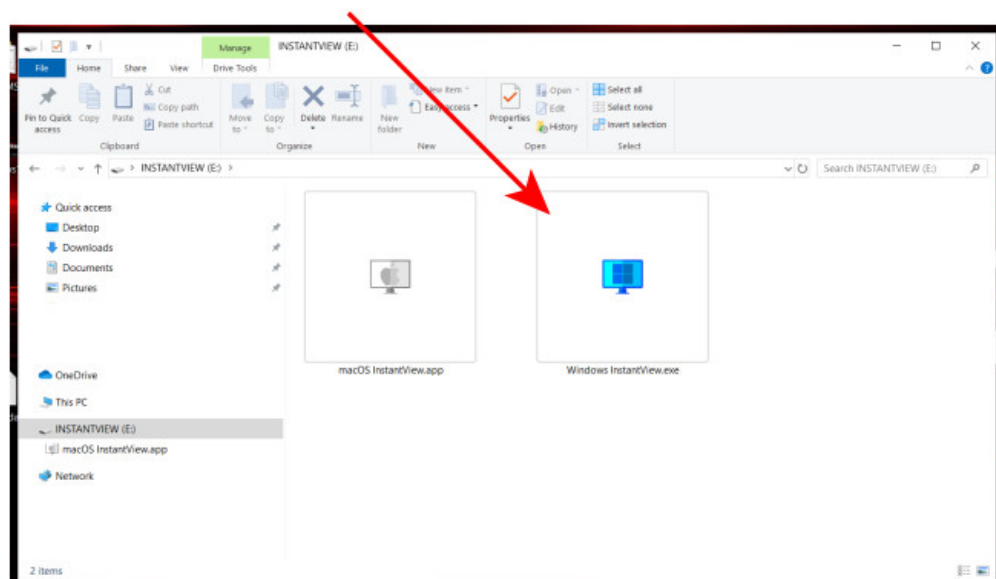


macOS:

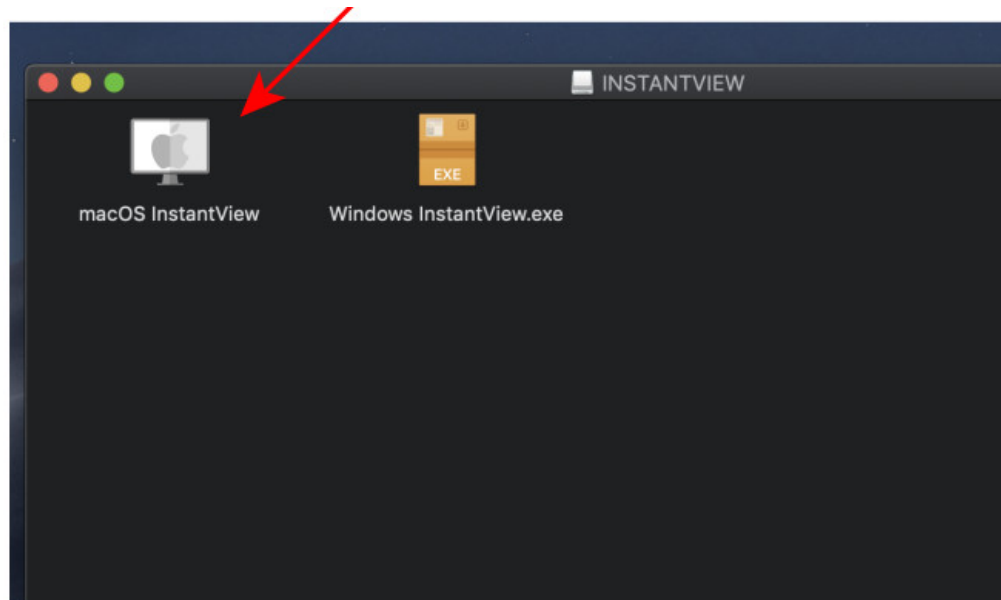


3. You may now connect USB, HDMI, ethernet, and audio devices. To activate external monitors, connect them with HDMI cables, then select and run the .exe file matching to your operating system from the Driver-Less InstantView folder.

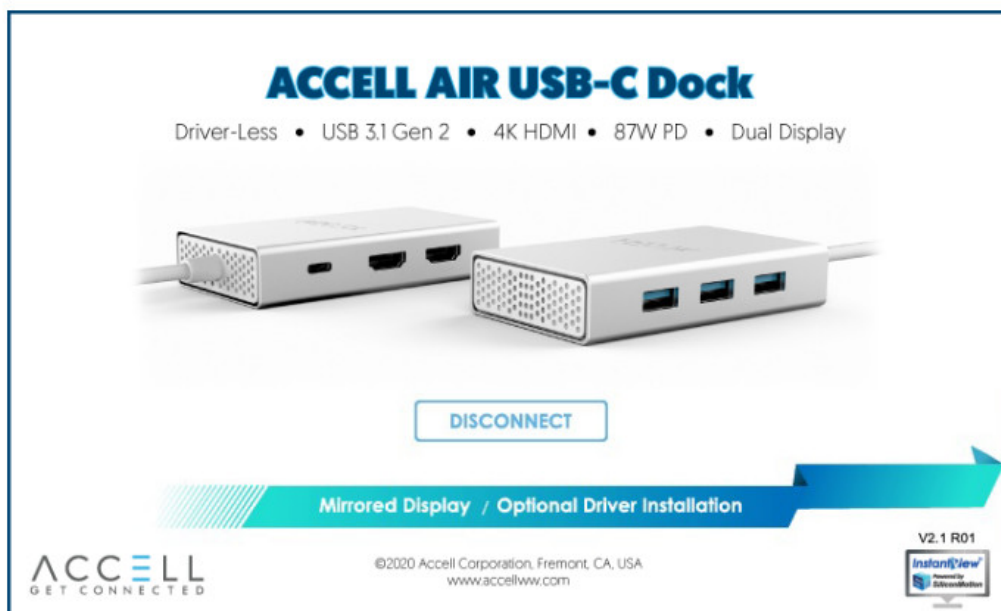
Microsoft Windows:



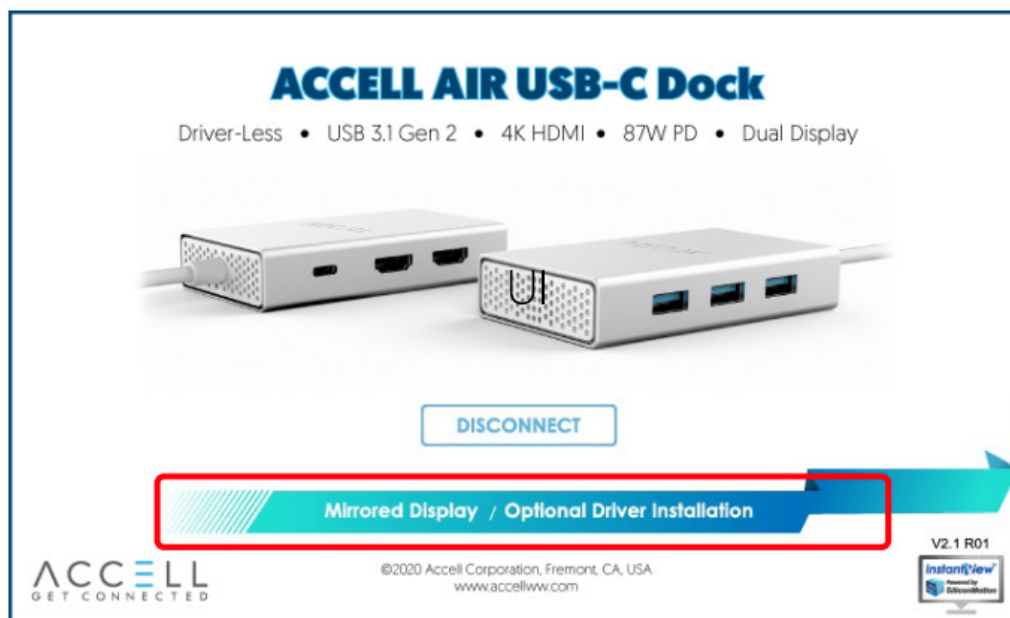
macOS:



4. Driver-Less InstantView will instantly enable the external displays and start in mirror mode. The status bar at the bottom of the screen will indicate when the dock and devices are not properly connected.

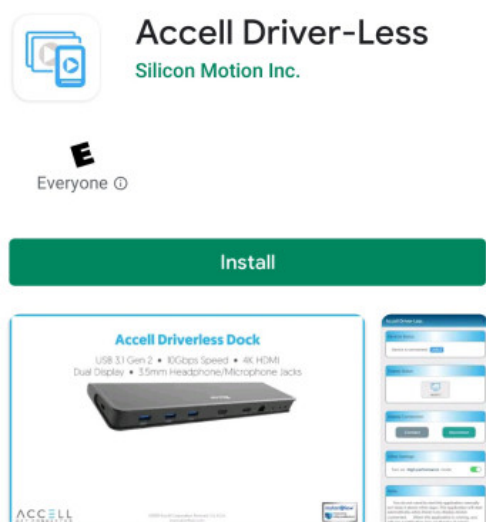


5. Extended Mode can be enabled for Windows / Mac by installing optional drivers from the Driver-Less InstantView Interface.

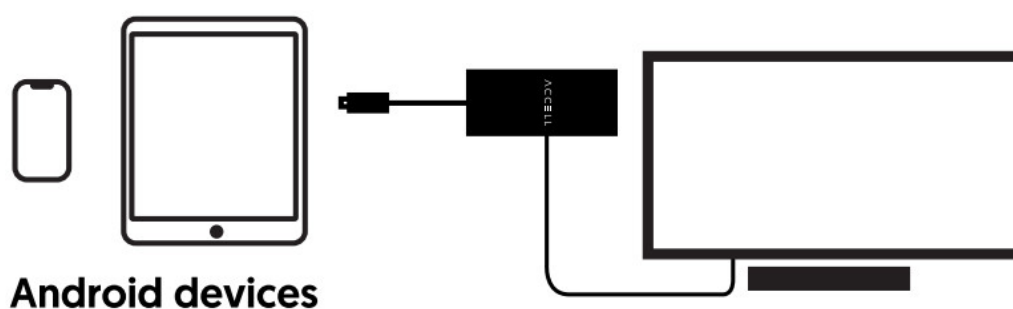


Connect to Android Smartphone

1. Download the 'Accell Driver-Less' App from Google Play Store.



2. Connect the dock to your smartphone and launch the Accell Driver-Less App. The connected external monitor(s) will be enabled, ready for screen sharing and presentation.



Compatible with Android 7.1, 8. x and 9.0

Known compatible devices: Google Pixel 2. 3. 4, SAMSUNG Galaxy SIO+, SIO, S9, S8. A20s Motorola G7, Huawei Honor 8x. Marcelo. Honor V10. 9x. 8x, OPPO RI5, VIVO X20 A Xiaomi MI8

Customer support

Visit our website at: www.accellww.com/products/accell-usb-c-4k-dock

Or contact us at support@accellww.com

Or call toll free number

1-877-353-0772 (Monday – Friday 9 am – 5 pm PST)



1-Year-Limited-Warranty, please save your receipt. Designed in Fremont California. Made in China.

©2020 Accell Corporation

All Rights Reserved

Accell is a registered trademark of Accell Corporation Specifications are subject to change without notice

Documents / Resources

<p>Accell USB-C Dock P/N: U240B-002K</p> <p>ACCELL CORPORATION</p>	<p>ACCELL U240B-002K USB-C Dock [pdf] User Manual U240B-002K, Accell USB-C Dock</p>
--	---

[Manuals+](#)