



ACCELL K160B-002G Thunderbolt 4 Docking Station User Guide

[Home](#) » [Accell](#) » ACCELL K160B-002G Thunderbolt 4 Docking Station User Guide 

ACCELL
GET CONNECTED

Thunderbolt™ 4 Docking Station
User Guide
Model: K160B-002G
Version 1.0



Contents

- [1 Introduction](#)
- [2 System Requirements](#)
- [3 What's in the Box](#)
- [4 Specifications](#)
- [5 Product Feature](#)
- [6 System Setup](#)
- [7 Multiple Display Setup](#)
- [8 Contact for Thunderbolt™ Information](#)
- [9 Contact Accell Customer Support](#)
- [10 Documents / Resources](#)
 - [10.1 References](#)
- [11 Related Posts](#)

Introduction

Accell Thunderbolt™ 4 Docking Station is a full-featured Dock that supports Thunderbolt 4 technology. It expands multiple peripheral connections through one single connection to your system. It also provides Power Delivery charging capability to your Thunderbolt 4 laptops at a maximum output of 96W.

System Requirements

- Microsoft Windows 10 (RS4 and above) Thunderbolt 4 enabled laptops (Intel Evo Platforms)
- macOS 11 (Big Sur and newer) MacBooks Pro and MacBook Air with Thunderbolt 3 ports (For Apple M1 MacBooks, only one video output is supported)

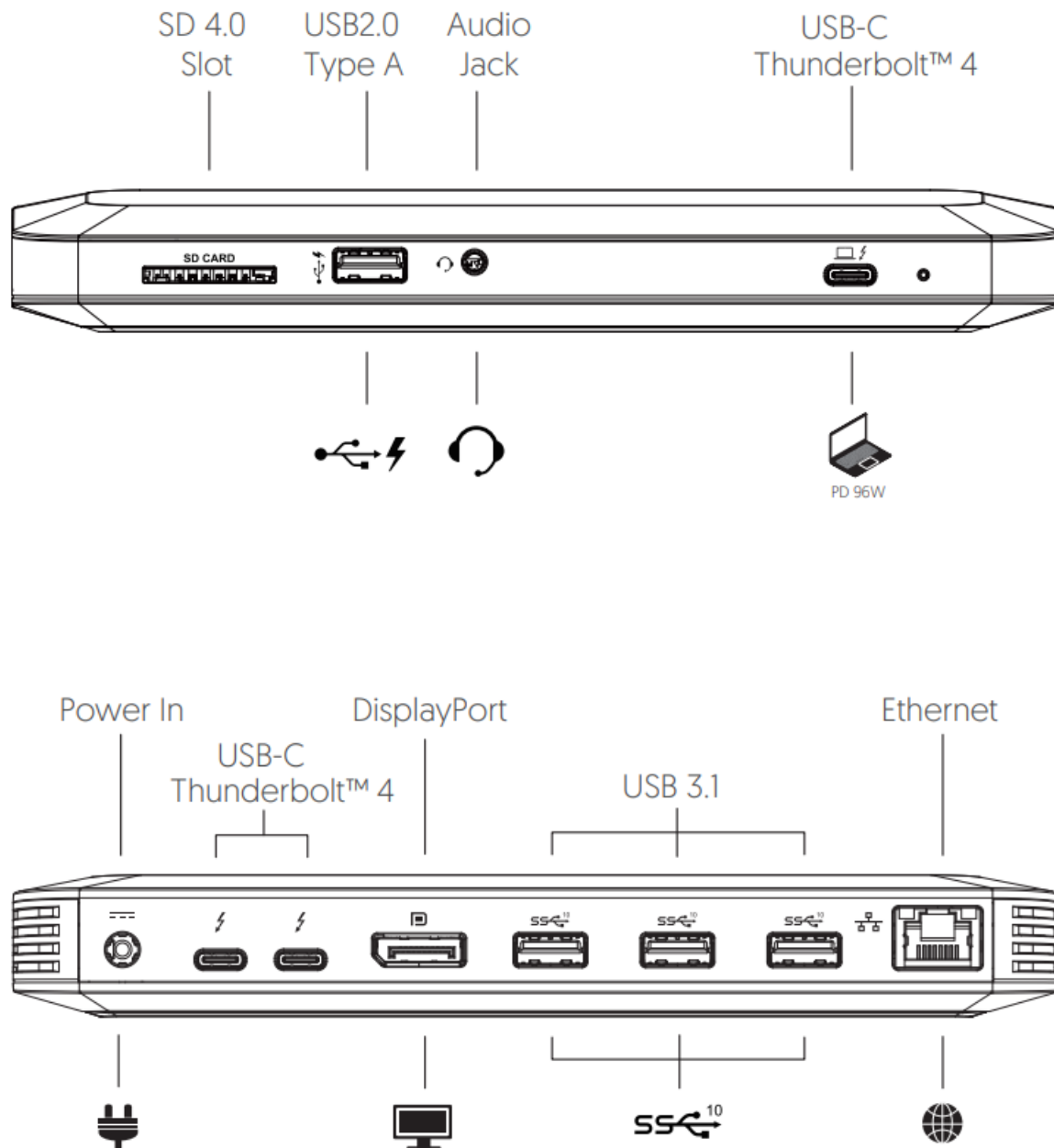
What's in the Box

- Thunderbolt™ 4 docking stations x 1
- Thunderbolt 4 cable x 1
- Power adapter [20V/6.75A – 135W] x 1
- US Power Cord x 1
- EU power Cord x 1
- User guide x 1

Specifications

- 1 x Thunderbolt™ 4 Upstream port (96W)
- 2 x Thunderbolt 4 Downstream port (15W)
- 1 x DisplayPort 1.4 port
- 3 x USB 3.1 Gen 2 (10Gbps) Type-A Ports (4.5W)
- 1 x USB 2.0 Type-A Ports (7.5W)
- 1 x SD 4.0 UHS-II Card Slot
- 1 x 3.5mm Audio Jack
- 1 x Gigabit Ethernet

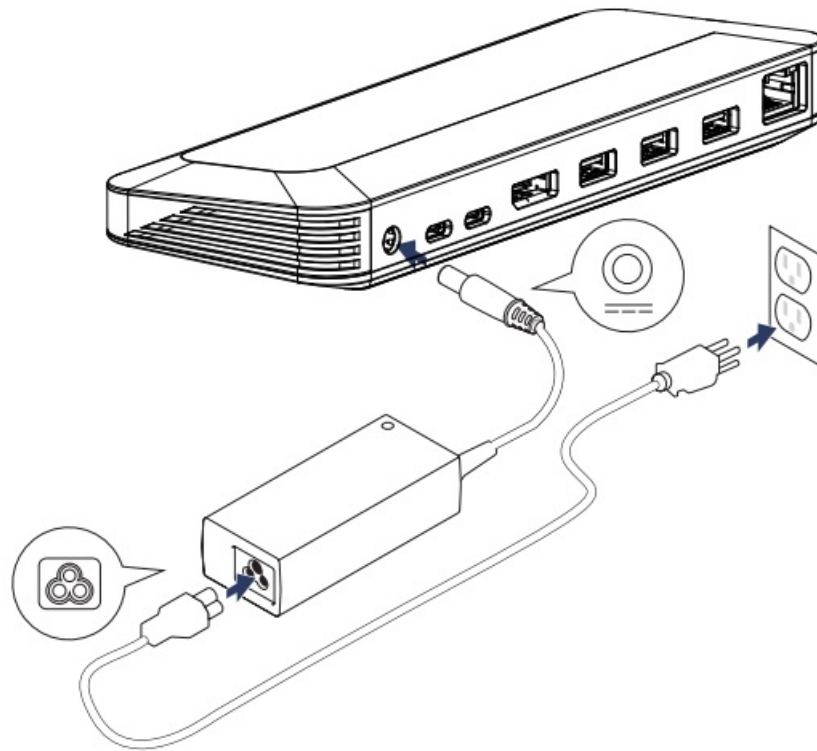
Product Feature



System Setup

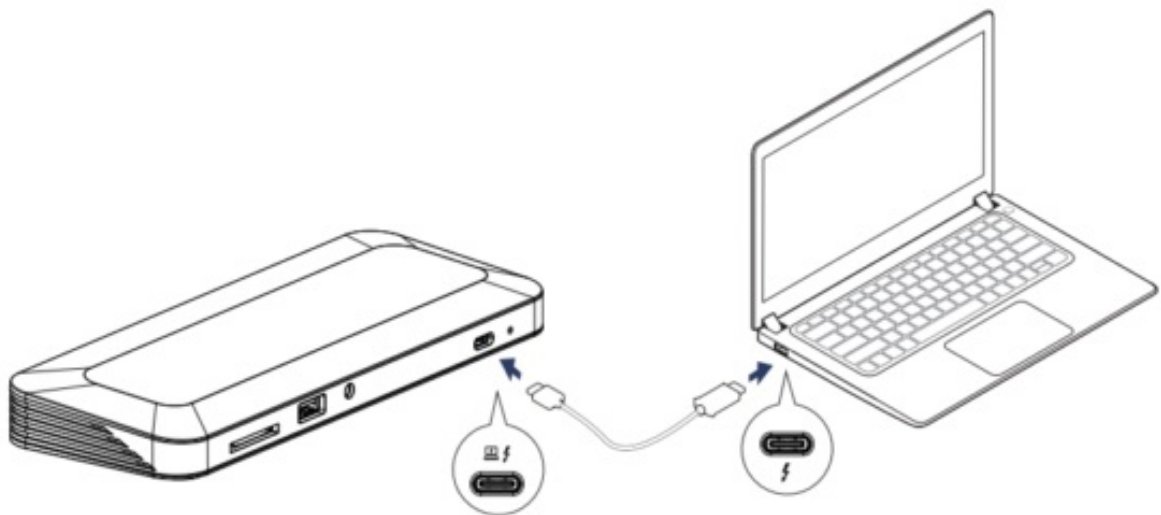
1. Power on Your Dock

Connect the power adapter to your dock



2. Connect the Dock to your Laptop

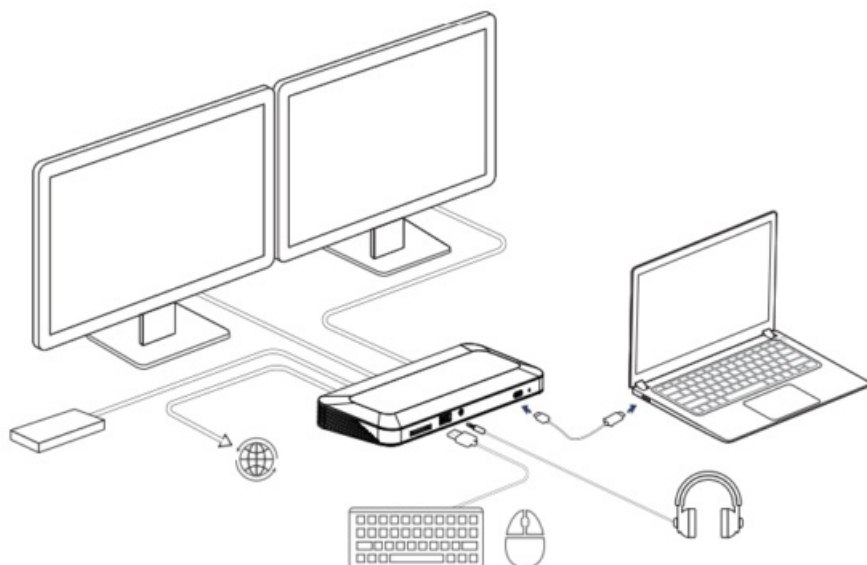
Connect the dock with the included Thunderbolt™ 4 cable to your system



3. **LED Indicator:** Power on (Amber), Host Connected (Blue)

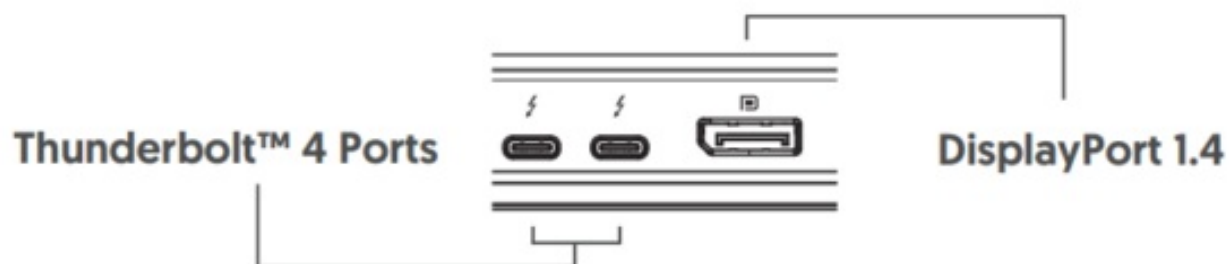
4. Connect and Expand with Other Devices

Connect your USB devices, Ethernet cable, audio headset, and up to two external monitors using any two ports of the available DisplayPort or two Thunderbolt™ 4 ports.



Multiple Display Setup

Accell Thunderbolt™ 4 Docking Station will support up to two external monitors using any two ports of the available DisplayPort 1.4 and the two Thunderbolt 4 ports, first come first serve.



Maximum Resolution	Video Output 1	Video Output 2
Single Display	8K@30Hz	—
	—	8K@30Hz
Dual Displays	4K@60Hz	4K@60Hz

For Apple M1 MacBooks, only one video output is supported.

Contact for Thunderbolt™ Information




<https://thunderbolttechnology.net/www.intel.com/content/www/us/en/io/thunderbolt/thunderbolt-technology-general.html>

Thunderbolt is a trademark of Intel Corporation or its subsidiaries.

Thunderbolt and the Thunderbolt logo are trademarks of Intel Corporation or its subsidiaries.

Contact Accell Customer Support

Contact us at support@accellww.com or call toll free number 1-877-353-0772 (Monday to Friday 9 am – 5 pm PST)

		
I.T.E. ACCESSORY	CAN ICES-003(B)/NMB-003(B)	Thunderbolt and the Thunderbolt logo

For UL certified accessories

For use only with Listed ITE.

1-Year-Limited-Warranty, please save your receipt.

Designed in Fremont California. Made in China.



WARNING: Cancer or reproductive harm – www.P65Warnings.ca.gov

©2021 Accell Corporation

All Rights Reserved

Accell is a registered trademark of Accell Corporation


Specifications are subject to change without notice

Manufacturer: BizLink (Kunshan) Co., Ltd.

No.168, Nanhe Road, Kunshan Economic&Technology

Development Zone, Kunshan City, Jiangsu Province 215300, China

Documents / Resources

	ACCELL K160B-002G Thunderbolt 4 Docking Station [pdf] User Guide K160B-002G, Thunderbolt 4 Docking Station
---	---

References

- [intel Thunderbolt™ Technology: A Universe of Possibilities](#)
- P65Warnings.ca.gov
- [Thunderbolt Technology Community](#)