



## AC WORKS AS1450R Range Generator 50 Amp User Manual

[Home](#) » [AC WORKS](#) » AC WORKS AS1450R Range Generator 50 Amp User Manual 

*AC WORKS AS1450R Range Generator 50 Amp User Manual*



### QUESTIONS?

Email, call or text our  
Customer Service Dept.

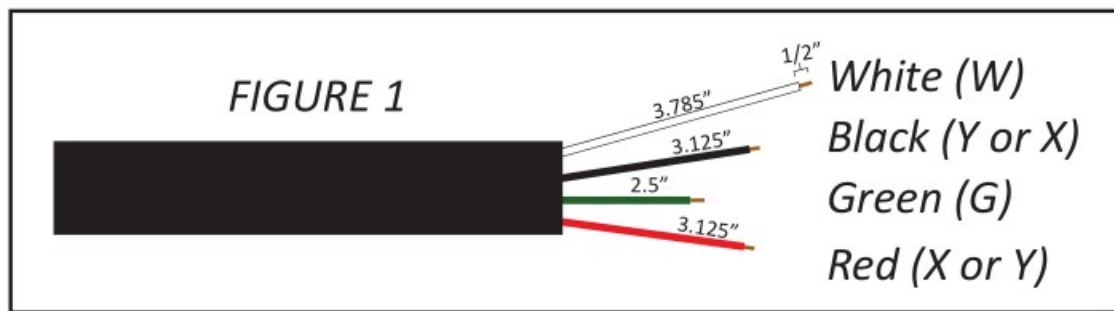
Direct: [414-434-2220](tel:414-434-2220)

Text: [414-323-3240](tel:414-323-3240)


[info@acconnectors.com](mailto:info@acconnectors.com)

### NEMA 14-50 50 AMP RECEPTACLE ASSEMBLY

1. Remove 2.5" of the outer jacket and strip off 0.5" of the inner jacket on the green wire.
2. Cut the red and black wires to 3.125" and strip off 0.5" of the inner jackets.
3. Cut the white wire to 3.785" and strip off 0.5" of the inner jacket.
4. Before wiring, be sure to put the strain relief back on the cable. DO NOT re-attach the cable clamp yet.
5. Attach each wire to their proper terminal. The green should be last and is easiest to attach when it is going straight ahead into the ground prong.
6. The cable clamp now goes back into place.
7. Put the handle back into place.
8. Put the back cover into place.
9. Tighten screws



When making connections, make certain they are secure, properly insulated, and there are no stray wire strands outside the terminals. Tighten the terminal screws to 12-16 in-lbs torque. Tighten the cord clamp assembly screws to a maximum 10-12 in-lbs torque. Lastly tighten the assembly screws.



[www.ACWORKS.com](http://www.ACWORKS.com)

[www.ACWORKS.com](http://www.ACWORKS.com)

## Contents

- 1 Documents / Resources
- 1.1 References


## Documents / Resources



### [AC WORKS AS1450R Range Generator 50 Amp](#) [pdf] User Manual

AS1450R Range Generator 50 Amp, AS1450R, Range Generator 50 Amp, Generator 50 Amp, 50 Amp, Amp

## References

-  [AC WORKS® | Power Cords and Power Adapters for RVs, EVs, Welders – AC Connectors](#)
- [User Manual](#)

[Manuals+](#), [Privacy Policy](#)

This website is an independent publication and is neither affiliated with nor endorsed by any of the trademark owners. The "Bluetooth®" word mark and logos are registered trademarks owned by Bluetooth SIG, Inc. The "Wi-Fi®" word mark and logos are registered trademarks owned by the Wi-Fi Alliance. Any use of these marks on this website does not imply any affiliation with or endorsement.