



[Home](#) » [AC Infinity](#) » **AC INFINITY AC-WDS3 AI Controllers and Sensors User Guide** 

Contents [[hide](#)]

- [1 AC INFINITY AC-WDS3 AI Controllers and Sensors](#)
- [2 PRODUCT WARNING](#)
- [3 PRODUCT CONTENTS](#)
- [4 MOUNTING](#)
- [5 BEFORE USE](#)
- [6 CONNECT TO YOUR CONTROLLER](#)
- [7 PROGRAMMING](#)
- [8 WARRANTY](#)
- [9 Documents / Resources](#)
 - [9.1 References](#)

AC INFINITY

AC INFINITY AC-WDS3 AI Controllers and Sensors



PRODUCT WARNING

- Read all instructions before installing and using this product.
- Do NOT submerge the cord connector in any liquids.
- This product must not be used in potentially hazardous locations such as flammable, explosive, or chemical-laden atmospheres.
- Do not operate this product while its cord is damaged, or if it malfunctions, or has been dropped.

PRODUCT CONTENTS

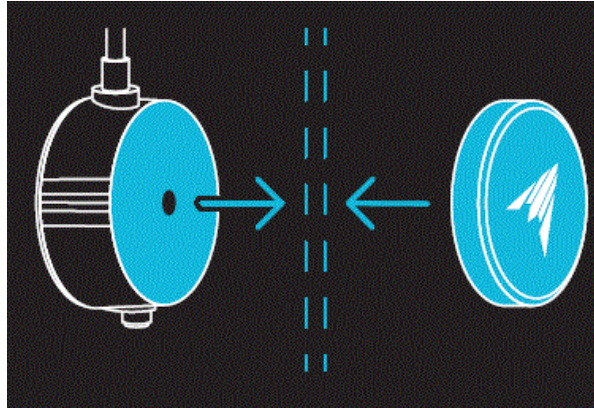


MOUNTING

POSITIONING THE SENSOR MAGNET MOUNTING

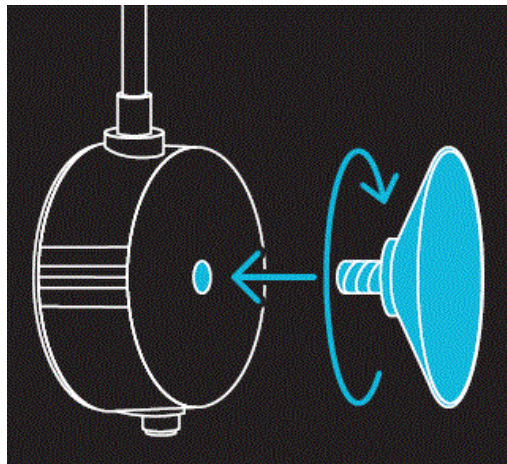
- Place the back of the sensor onto a steel surface.

- To place this on a non-steel surface, place the magnet mount on the other side of the mounting wall.



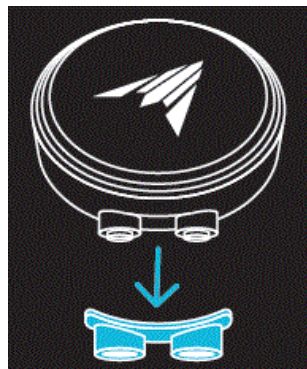
SUCTION MOUNTING

- Screw the suction cup mount to the back of the sensor.
- The suction cup is not recommended for use on wet surfaces.
- For a secure hold, make sure the surface is smooth, clean, and dry before application.



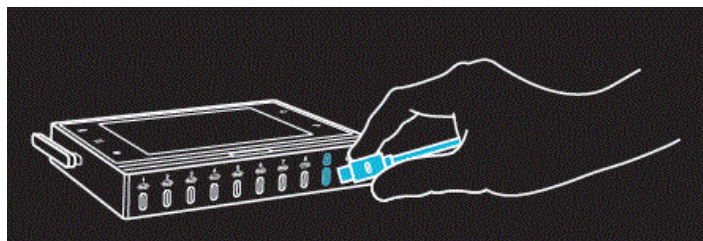
BEFORE USE

Remove the probe sleeve before use.



CONNECT TO YOUR CONTROLLER

- Plug your sensor into a sensor port.
- Only one water sensor may be used per controller at a time.
- Use sensor splitters (sold separately) to pair additional ones.



PROGRAMMING

- Visit our website at www.acinfinity.com or refer to your controller's manual to learn how to program our controllers.
- This Water Sensor is only compatible with specific controller models.
- Please visit our website for more information.



To set up automations and alerts, download the app.



MORE INFORMATION

WARRANTY

- **WEBSITE** | www.acinfinity.com
- **EMAIL** | support@acinfinity.com
- **PHONE** | [626-923-6399](tel:626-923-6399), 9 am to 5 pm PST
- **ADDRESS** | 21880 BAKER PARKWAY CITY OF INDUSTRY, CA 91789

DEALERS

- EMAIL | dealers@acinfinity.com
- PHONE | [626-838-4656](tel:626-838-4656), 9 am to 5 pm PST



MANUAL CODE WDS2503X1

- COPYRIGHT © 2025 AC INFINITY INC. ALL RIGHTS RESERVED
- No part of the materials including graphics or logos available in this booklet may be copied, photocopied, reproduced, translated or reduced to any electronic medium or machine readable form, in whole or in part, without specific permission from AC Infinity Inc.

Documents / Resources

	<p>AC INFINITY AC-WDS3 AI Controllers and Sensors [pdf] User Guide</p> <p>AC-WDS3, AC-WDS3 AI Controllers and Sensors, AI Controllers and Sensors, Sensors</p>
--	--

References

- [User Manual](#)

Leave a comment

Your email address will not be published. Required fields are marked *

Comment *

Name

Email

Website

☐ Save my name, email, and website in this browser for the next time I comment.

Post Comment

Search:

e.g. whirlpool wrf535swhz

Search

[Manuals+](#) | [Upload](#) | [Deep Search](#) | [Privacy Policy](#) | [@manuals.plus](#) | [YouTube](#)

This website is an independent publication and is neither affiliated with nor endorsed by any of the trademark owners. The "Bluetooth®" word mark and logos are registered trademarks owned by Bluetooth SIG, Inc. The "Wi-Fi®" word mark and logos are registered trademarks owned by the Wi-Fi Alliance. Any use of these marks on this website does not imply any affiliation with or endorsement.