



Ablerex ESP 400, ESP 600 Active Power Filters Instruction Manual

[Home](#) » [Ablerex](#) » Ablerex ESP 400, ESP 600 Active Power Filters Instruction Manual 

Contents

- [1 Ablerex ESP 400, ESP 600 Active Power Filters Instruction Manual](#)
- [2 Features](#)
- [3 Documents / Resources](#)
- [4 Related Posts](#)

Ablerex ESP 400, ESP 600 Active Power Filters Instruction Manual



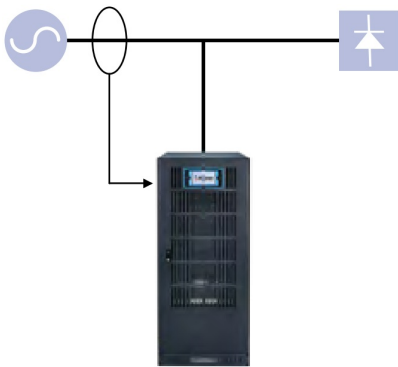
Features

- Hot-swappable power modules that are easy to install make the architecture highly scalable.
- Their modularity, high current rating and the option of connecting them in parallel up to 2400A makes them versatile.
- ESP is available in two versions, 4 or 6 modules for 60A, 80A or 100A, which can also be used in a mixed

configuration within the same system.

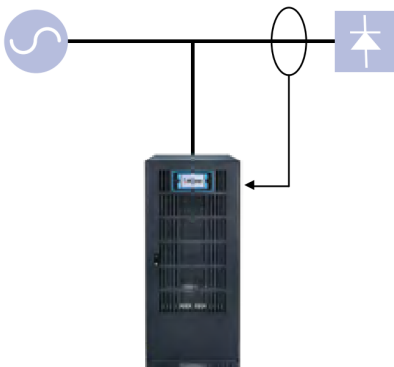
- Maximum performance with 3-level DSP technology.
- Their compact, high-power-density design optimises space.
- Multi-purpose: one model covers all three-phase systems (3-wire or 4-wire).
- Correction of all harmonics (up to the 51st) with a response time of less than 1 ms.
- No overload effect.
- Selective mode to select the harmonics to be corrected.
- Phase balancing of three-phase loads.
- Open loop or closed loop installation.
- A single control module manages up to 8 power modules.
- All parameters are under control via the 7" colour touch screen display that shows: voltage and current waveforms, frequency spectrum, parameters and events.
- Events and parameters can be downloaded to a removable SD card.
- Advanced communication: dry contacts (3 in and 1 out), USB, RS485 Modbus, RJ45 Ethernet, programmable email alarm.
- Multiple languages can be selected.

Open/closed loop control External CT xxxx/1 xxxx/5



Closed Loop Control

External CT xxxx/1 xxxx/5



Open Loop Control

User-friendly user interface

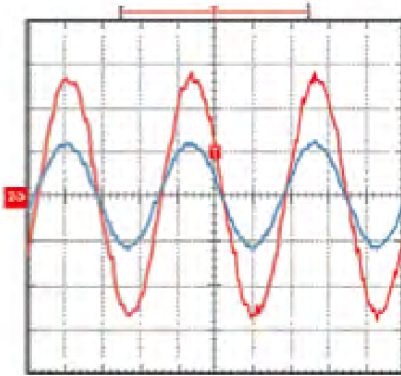
The 7" colour touch screen display can be used to set all parameters, read the event log file and download data to a removable SD card.

It can also show the voltage and current waveforms, before and after enabling the ESP, along with a frequency spectrum bar graph.



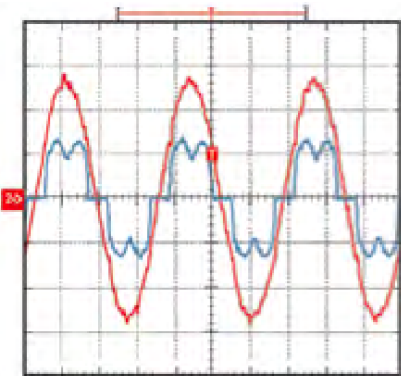
Harmonic and PF correction that can be verified on the display

ESP not only actively corrects harmonic currents up to the 51st order, but also improves the inductive or capacitive power factor with a response time of less than 1 ms. The benefits can be seen easily on the display.



Before

THDi%=30%,PF=0.81



After


THDi%=4.3%,PF=1.0

ESP active filters with a modular structure can correct any type of harmonic contamination to protect the system from faults (e.g. on transformers, capacitors, etc.), BNwhile also improving the power factor.

MODEL		ESP 400	ESP 600
SIZE (A)		400	600
POWER MODULE (A)		60-80-100	
ELECTRICAL SPECIFICATIONS	Rated voltage	400 V +15%, -20%; 480V +10%, -20%	
	Phases	Three-phase	
	Frequency	50/60 \pm 3 Hz	
	Harmonic correction	From the 2nd to the 51st	
	Power factor correction	Capacitive and inductive (selectable)	
	Load balancing	Between two phases and between phase and neutral	

	Response time	25 μs	
ENVIRONM ENTAL PAR AMETERS	Operating temperatur e	-10°C to +40°C with no derating	
	Relative humidity	<95%	
	Altitude (a.s.l.)	<1000 m with no derating, >1000 m with 1% derating for every 100 m	
	Audible noise at 1 m.	<63 dBA	
GENERAL	Dimensions (WxDxH) mm	600x900x1500	600x900x1950
	Weight (kg)*	150	196
	Protection class	IP21	
	Connections	4-wire/3-wire	
	Installation	Floor standing	
	Type	Modular	
	Parallel connection u p to (A)	2400	
	Max. no. of modules per system (60 or 80 A in a mixed configur ation)	Up to 4	Up to 6
	Max. parallel systems	6	4
	TA configuration	Source side TA: closed loop control – load side TA: open loop control	
CONNECTI VITY	Built-in communicatio n ports	USB, RS-485 ModBus RTU, EPO Ethernet port and dry contact relays (1 in/3 out)	
	User interface	7” colour LCD touch screen display	
	Software	Data monitoring and storage software	
REGULATIO NS	Standards	EN61000-3-4, IEEE 519-1992, EN60146, EN50178; UL508, EN61000-6-4, EN55011, CISPR 11, IEC 61000-3-12, IEC 61000-3-11,IEC 61000-6-2, IEC 61000-4-2, IEC 61000-4-3, IEC 61000-4-4,IEC 62477-1, IEC 61000-4-5, IEC 61000-4-6,EN 61000-4-8, EN61000-4-34	
	Marking	CE, UKCA	

Documents / Resources

	<p>Alerex ESP 400, ESP 600 Active Power Filters [pdf] Instruction Manual</p> <p>ESP 400 ESP 600 Active Power Filters, ESP 400, ESP 600, Active Power Filters, ESP 400 Active Power Filters, ESP 600 Active Power Filters, Active Filters, Power Filters, Filters</p>
---	---

