



ABL Port-EI In-Desk Power Module User Manual

[Home](#) » [ABL](#) » ABL Port-EI In-Desk Power Module User Manual 

Contents

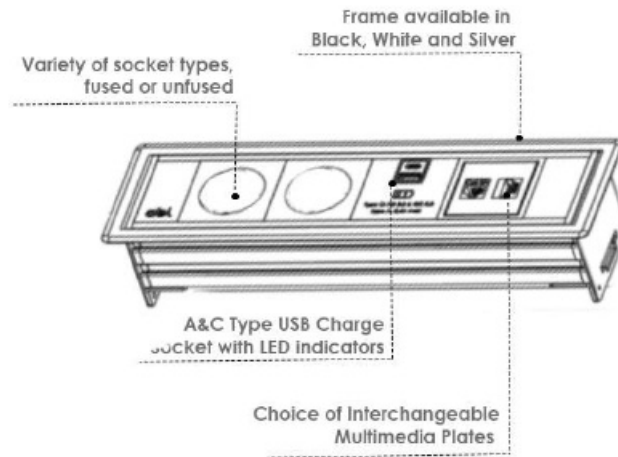
- [1 ABL Port-EI In-Desk Power Module](#)
- [2 INSTALLATION:](#)
- [3 MAIN FEATURES:](#)
- [4 SAFETY NOTES:](#)
- [5 CONTENTS:](#)
- [6 MAINTENANCE:](#)
- [7 WARRANTY CONDITIONS:](#)
- [8 Documents / Resources](#)
- [9 Related Posts](#)



ABL Port-EI In-Desk Power Module

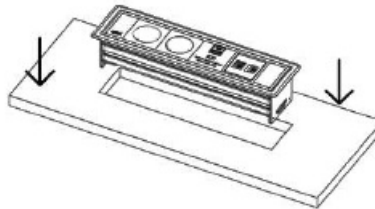


Thank you for purchasing ABL's Level power module. Level has been manufactured and tested in accordance with relevant standards (see contact page).

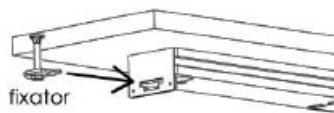


INSTALLATION:

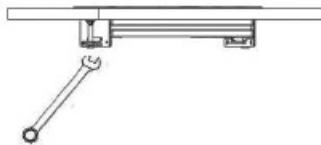
1. Place the module into the table cut-out.



2. Place the fixator onto the opening of the frame.



3. Tighten the module using I O in spanner.



MAIN FEATURES:

- The module is available in Black or White, Silver aluminium profile
- Completely configurable, available in variations of sockets with USB charge sockets and media connections
- Rated voltage of Level power module unit is 250V AC (C, E, F, G, J, L), for B type sockets 120V AC
- Nominal intensity of the unit:
 - 13A for G type socket
 - 16A for B, C, E, F, J, L type sockets
- G type sockets are individually fused with 3.1 SA or SA fuse. Available in up to four sockets with SA fuse, and in up to six sockets with 3.1 SA to comply with BS6396
- Elegant frame is available in Black, White, Silver and Stainless Steel

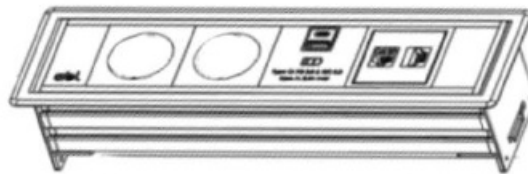
- Designed to fit desk: thickness between 15 and 35mm
- Available in four sizes
- All standard options come with 0.5m drop lead to
- 3 Pole Connector. Cable type: HOSVV-F 3x1 .5 mm2



SAFETY NOTES:

- Items such as Vacuum Cleaners, Kettles, Coffee Makers, and Fan Heaters should not be connected via these power modules
- Installation is to be carried out by a qualified professional

CONTENTS:



Note: Use mains lead cable to connect Level power module with the main power supply

MAINTENANCE:

Do not open, disassemble, change, or modify the device. Every unauthorized opening or repairing of the device leads to loss of warranty. During device usage, you need to follow basic safety measures. Since safety requirements vary, please check with local laws.

WARRANTY CONDITIONS:

ABL warrants this product as free of defects in material, design, and workmanship for the period of twenty-four (24) months from the original date of receipt of the product, unless applicable national laws stipulate otherwise. If during the period of warranty this product proves defective under normal use and service you should return the product to the retailer from whom it was originally purchased. The liability of the ABL is limited to the cost of repair and/or replacement of the unit under warranty. The warranty is void if a failure occurs due to the following reasons:


- Improper device installation
- Improper handling
- Improper transport

- Force majeure

WARNING:

Do not use this product for any other purpose other than which it was designed for.

Documents / Resources

	<p>ABL Port-EI In-Desk Power Module [pdf] User Manual Port-EI, In-Desk Power Module, Power, Module</p>
---	--