



## **ABIWAZY B0C9M5VJ1N 3 IN 1 HUB USB C to HDMI Adapter with 4K HDMI Output Instruction Manual**

[Home](#) » [ABIWAZY](#) » ABIWAZY B0C9M5VJ1N 3 IN 1 HUB USB C to HDMI Adapter with 4K HDMI Output  
Instruction Manual 

**ABIWAZY B0C9M5VJ1N 3 IN 1 HUB USB C to HDMI Adapter with 4K HDMI Output**



## Contents

- [1 Preamble](#)
- [2 Ports Introduction](#)
- [3 How to Use the Product](#)
- [4 Laptop Compatibility★](#)
- [5 Compatibility List \(Not full List\)](#)
- [6 Voice of the Customers:](#)
- [7 Mirror/Extended Mode:](#)
- [8 Customers Support](#)
- [9 Documents / Resources](#)
  - [9.1 References](#)
- [10 Related Posts](#)

## Preamble

The HUB is a versatile device that expands the versatility of your laptop's connectivity, making it a very useful

work assistant.

## Ports Introduction

The 3 in 1 usb c hub offers various ports for expanded connectivity, 3 ports can work at the same time:



### USB 3.0 Port + HDMI Port + USB C Power Delivery 3.0 Port

#### a.USB 3.0 Port

Connect USB peripherals such as keyboards, mice, external hard drives, and more.[1] With more than ten times the speed of USB 2.0, it can reach 5Gbps.[2]

#### b.HDMI Port

Use the HDMI-TO-HDMI cable to connect the HUB to the HDTV, monitor, projector etc.. Maximum resolution up to 4K@30Hz.[3]

#### c.USB C Power Delivery 3.0 Port

Connect your power adapter with USB C plug to the HUB(Our hub doesn't include a charger!!!!). Supports 87w charging and its backward

## How to Use the Product

Follow the steps below to use the product effectively:

**Step 1.** Connect the HUB's USB C cable to your laptop's USB C full-featured port.

**Step 2.** Connect the laptop's 65W+ power adapter to the HUB to charge your laptop.

**Step 3.** Once connected, the HUB will start working automatically, expanding the connectivity options of your laptop.

**Step 4.** Linking your expansion device to the HUB.





## Laptop Compatibility ★

Only if your laptop's built-in USB C port (Can't be used with usb to usb c converter) is fully functional ports which support Data transfer & Video Display & PD charging, you can use the full functions of our hub, such as Thunderbolt 3/4, USB4, Type C 3.1/3.2 Gen 2 with Power Delivery & DisplayPort. If you aren't sure what functions the built-in usb port on your computer supports, we suggest you contact your computer supplier for help.



### Please Read It Before Purchase:

Please confirm which functions of Built-in USB-C port on your laptop Supports.

Thunderbolt 3 Full Function	Support Data Video transfer	Data + Displayport alt
		
Only Data Transfer	Only Charging	Only Data Transfer + Charging
		

If you are not sure which functions of built-in USB-C port on your laptop Supports, please feel free to confirm us:

[abiwazyus@hotmail.com](mailto:abiwazyus@hotmail.com).

## Compatibility List (Not full List)

Brand	Laptops
Hp	HP Elitebook 830 840 G5/G6/G7/G8/Spectre Laptop 13-af001TU/ Spectre x360 13t/ Spectre folio (13t-ak000cto)/ Spectre 360 laptop/ Specter x369; Elitebook 840 G5 series/ Elitebook X2/ Elitebook x360 1030 G3/ Elitebook 745 G6/ 2018 HP Elite 800 G4; Envy Geforce mx250/ Envy x360 Laptop (15z-ds100); Z book 15u G3/ Zbook 17 G4; Zbook 15 g6
Dell	Dell XPS 9380/ XPS 13 9365/ XPS 15 2018/ XPS 13 9300/ New XPS 15 with i7 dedicated video card 64GB of ram and 2TB SSD; Latitude 7280/ Latitude 5310 2-in-1; Precision 7730/ Precision 7750; Laptop 5590.
Lenovo	Lenovo Yoga 9/Yoga 720-13IKB/ Yoga 730/ Yoga 900-13ISK/ Yoga 910/ Yoga 920/ Yoga 930/ Yoga 940-14IIL; 3rd generation Thinkpad Yoga; Yoga15 Thinkpad Ultrabook Pro; Thinkpad E590/ Thinkpad P72/ Thinkpad T470/ Thinkpad X1 Carbon (2019 model); Flex 14 IML (81XG); Legion Y530; Lenovo C930/ T480s/ X390.
Surface	Microsoft Surface Book 2/ Surface Go/ Surface Laptop 3; Surface Pro 7.
Huawei	Huawei Macbook Mate10/ Mate10 pro/ Mate20/ Mate20 pro / Mate30/ Mate30Pro.
OTHER	Google Slate (2019); Chromebook C340-15; SanDisk Cruise Glide; Razer Blade 2017 (gtx 1060); Pixel book go 2019/2020.
Apple	MacBook/ MacBook Pro (2023/2022/2021/2020/2019/2018/2017/2016); Macbook Air 2018-2022, Mac mini 2018-2022; iPad Pro 2018; iMac 27.

<b>Not Compatibility List (Not full List)</b>
Dell Chromebook 5190, Dell Latitude 3390, Dell inspiron 5379;
All HP Pavillion x360, HP Elitebook x360 1030 G2, HP ENVY, model U110nr, HP ProBook 650 G2, HP Elitebook 840 G3, HP Probook 455 G4, HP Laptop 17-cn1008cy;
Lenovo Yoga Flex 5, Lenovo IdeaPad 330S-151KB(Type 81F5), Lenovo IdeaPad S340, Lenovo Tab 4; lenovo Ideapad 3 (15"), Lenovo Flex 5-15ITL05 Laptop (ideapad) – Type 82HT; lenovo ideapad 2in1 14
ASUS 202C Chromebook, Asus zenpad z10, ASUS ZenBook Duo UX481 14", Asus Vivobook 17; Acer chromebook, model CB515-1HT-C2AE;
Acer Aspire E15, Acer nitro 5
iPhone; Ps4; Nintendo switch;
Samsung Galaxy Tab A8 /A10e, Samsung Galaxy Tab S3/4, Samsung Galaxy Tab E, Samsung Galaxy s5/s6/s7 or older version, Samsung Galaxy Tab A LTE 8, Samsung Galaxy a7/a8/a10 e/a20/a50/j7 Prime;
Google Pixel, Google pixel book 2, Pixel2, Pixel xl, Pixel C;
LG G6/K8/K20/K30/Stylo 5/4/G7 thin Q, LG Google Nexus 5X/6P;
Oneplus 2/3/3T/5T/6/6T/7/7T/7T Pro;
Motorola G7/G6/G5/Zplay/Z3;
ZTE/ZTE max pro/ZTE Blade X Max/zxon 7;
Blu vivo xl, blu vivo 5r, blu g9 pro;
Honor view 10;
Alcatel 7;
Sony xperia xz

#### **Notices:**

If you can't find your laptop on the list, please let us know, we are happy to help you check if this docking station is compatible with your device. Or you can contact your laptop supplier to check which functions supports for your laptop's built-in USB C Port.

#### **Voice of the Customers:**

##### **Q1: Does not work with my computer. /Not comparable with my system.**

①Check if your laptop's usb c port is a fully functional usb c port which support Data transfer & Video Display & PD charging.

**PS:** If you can't confirm this on your own, please contact me with the computer model number or a screenshot of the text on the bottom of the computer and I will confirm for you if the failure is due to insufficient USB C port functionality.

②Ensure that the monitor or display is powered on and properly connected to the HUB.

③Update your laptop's graphics driver to the latest version.

④Try using a different HDMI TO HDMI video cable or port on the HUB.

##### **Q2: Gets really hot./The unit gets very hot when in use.**

The hub temperature will heat up when it works. 0°C – 60 °C is the normal and reasonable range. It's a normal

situation for all hubs on the market, not a quality problem, please feel relieved about usage. Hope this can help. If you still have questions, please feel free to contact us.

**Q3: Did not work for my keyboard and mouse. / Keyboard & mouse have lag time when using the hub.**

**Are your mouse and keyboard wireless?**

When a USB 3.0 device is working, it will cause noise and interfere with devices such as a wireless mouse/keyboard operating at 2.4Ghz. Intel has also confirmed this issue. For all hubs, this is an unresolved problem currently. What we can do is to reduce the noise interference to the 2.4Ghz channel, product itself has been shielded but it cannot completely block the interference.

**Have you try the methods below to decrease the interference?**

1. Keep the wireless mouse/keyboard as close as possible to the mouse/keyboard receiver.
2. Or keep the receiver is as far away as possible from the USB 3.0 device.
3. Use cabled mouse,keyboard.

After trying this methods still not working, please let us know.We will make a further step to help you.

**Q4:Used Product**



**They sent a used product**

Reviewed in the United States on June 16, 2022

**Verified Purchase**

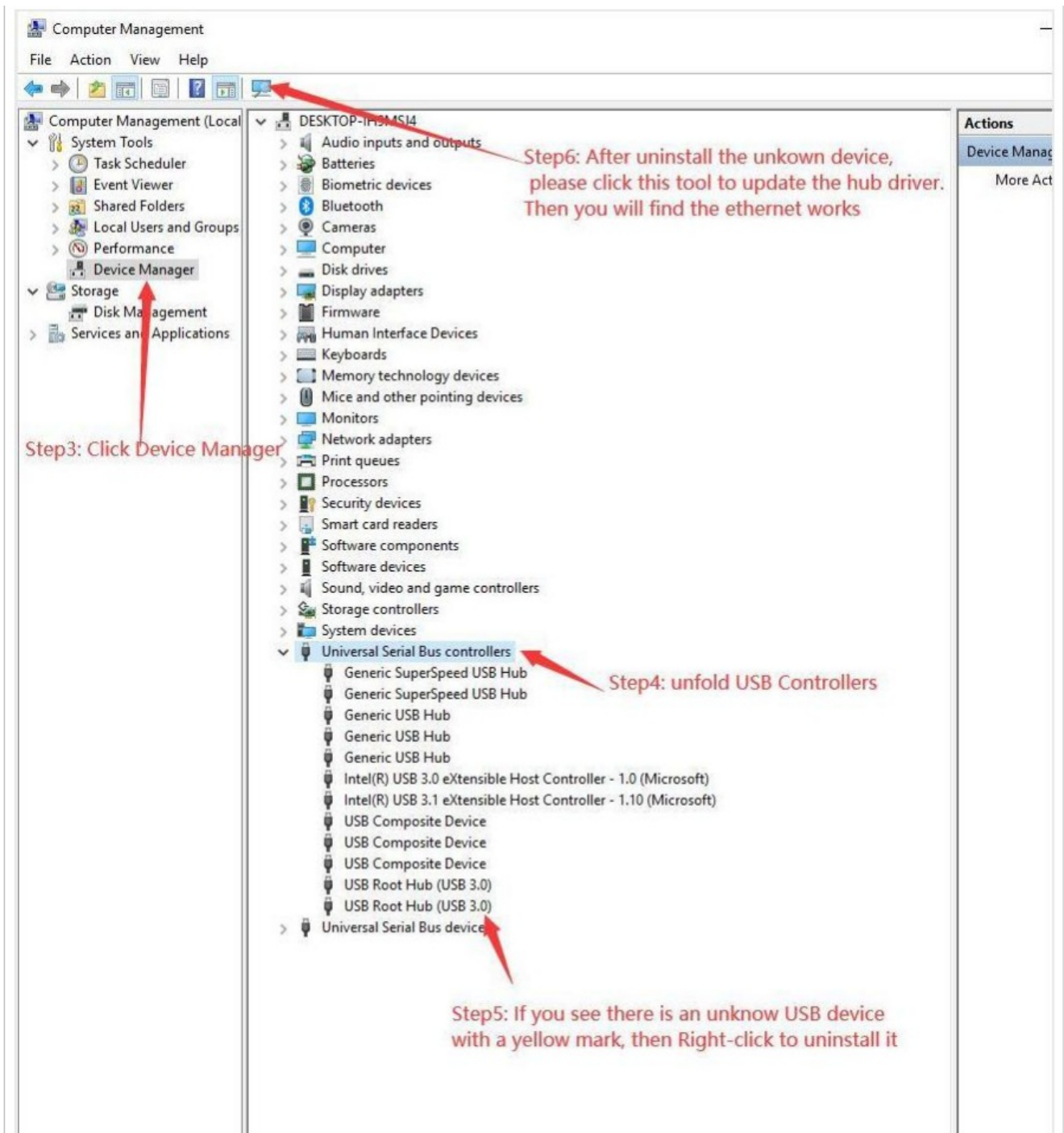
The Amazon shipping package was in good shape but the product box was open and ripped, and was small for the product. It was also scratched. The manual was crinkled. It was clearly repackaged, though maybe the wrong package.



Our products are delivered by Amazon. So we have absolutely no idea what kind of product we will give you. If you encounter this problem, please contact us immediately and we will provide you with your most satisfactory answer.

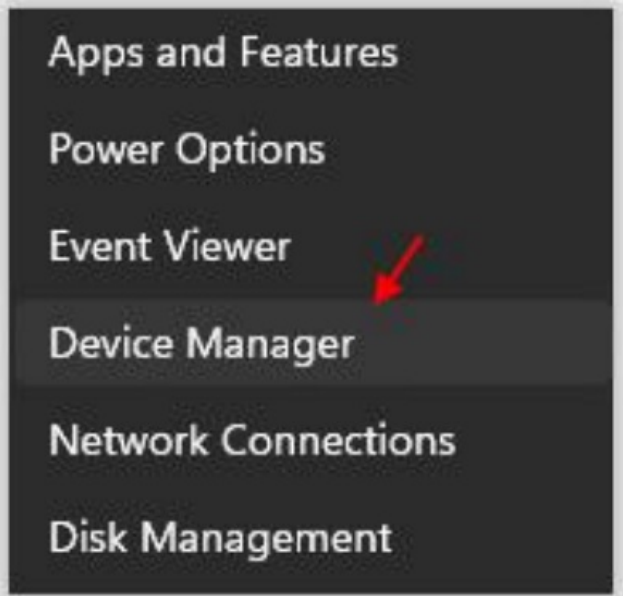
**Q5: Frequent device ejections**

Update or roll back the version of the driver for your USB C port.



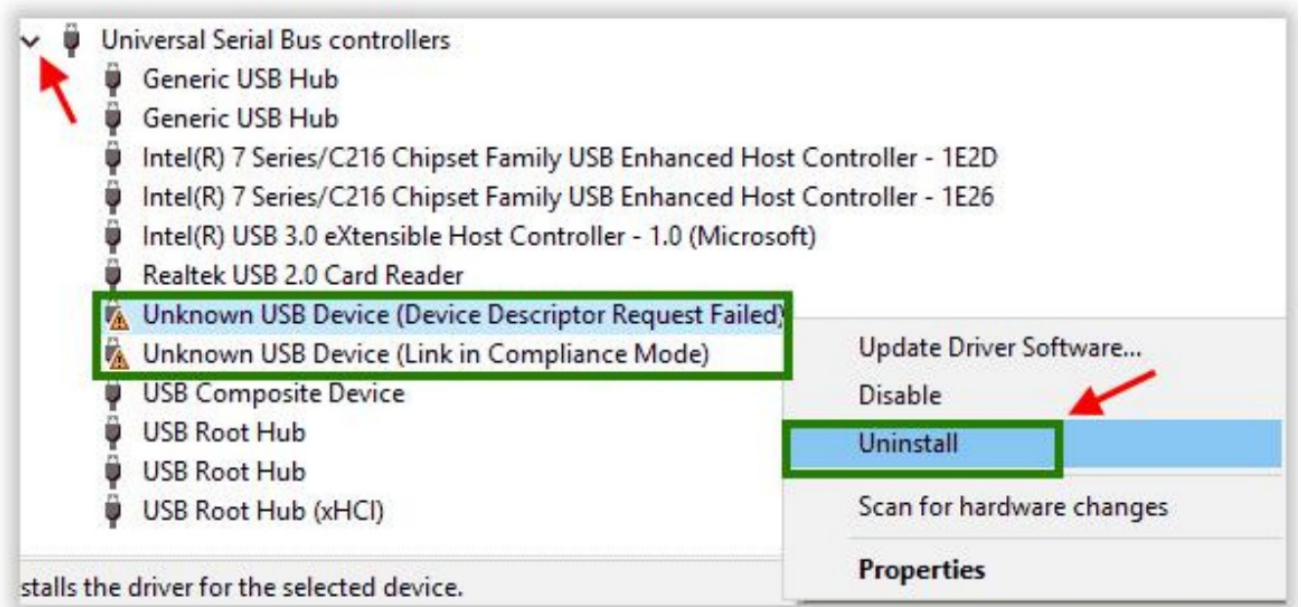
1. Press the Windows key along with the 'X' key.
2. Then, click on the "Device Manager".





3. Now, Click on Universal Serial Bus controllers to expand it.

4. Now, if there are any Unknown USB devices with error signs, then do a right click and Uninstall them.



**Q6: The device is not expandable and can only display mirrors.**

- Mac OS: fn + F2
- Win OS: Win + P, Extend
- For detailed instructions you can search in the search engine How to change a laptop from Mirror Mode to Expanded Mode.

**Mirror/Extended Mode:**



Mirror Mode:A(LAPTOP)-A(Monitor)-4K@30Hz

Extended Mode:A(LAPTOP)-B(Monitor)-4K@30Hz[3]

## EXPRESS GRATITUDE

Thank you for your support of ABIWAZY, if there is any doubt during your use of the product, or malfunction, you can contact us through the Amazon order.

After receiving your letter, we will reply at the first time.

## NOTE★

### 1. wireless device

External devices are not recommended for you to use wireless devices, the wireless interference problem is currently unsolvable and manufacturers such as Intel have made statements about it. If you are adamant that you intend to use wireless devices, then please keep the individual unlimited devices as far away as possible. Also, keep the receiver as close as possible to the operating equipment.

### 2. data transmission rate

5Gbps is a theoretical parameter, the actual transmission rate is affected by cables, ports, operating environment and so on.

### 3. Resolution and frame rate

Due to the short board effect, our statement of 4K@30Hz is based on the premise that you are using a 2K monitor. And the resolution and frame rate support is backward compatible, including 2K@60Hz; 2K@30Hz; 1080P@60Hz; 1080P@30H, etc..

### 4. charging rate

The 100W fast charging is the theoretical input value, the actual input value is under 87W, which is caused by unavoidable loss.

The actual charging power depends on the power adapter, the protocol supported by the laptop port, etc. The actual input value depends on the power adapter and the protocol supported by the laptop port.

Downward compatible with 45W, 65W, etc. Fast charging, the actual output voltage and current is determined by the power adapter protocol.

## Customers Support

Product Link:<https://www.amazon.com/dp/B0C9M5VJ1N>

**[ABIWAZY B0C9M5VJ1N 3 IN 1 HUB USB C to HDMI Adapter with 4K HDMI Output](#)** [pdf] Instructions Manual

B0C9M5VJ1N 3 IN 1 HUB USB C to HDMI Adapter with 4K HDMI Output, B0C9M5VJ1N, 3 IN 1 HUB USB C to HDMI Adapter with 4K HDMI Output, to HDMI Adapter with 4K HDMI Output, Adapter with 4K HDMI Output

- [Amazon USB C to HDMI Adapter with 4K HDMI Output, Type-C Hub Converter to 4K HDMI USB 3.0 PD Charging Port, USB-C Digital AV Multiport Adapter for iPhone 15 Pro Max/15 Pro/15 Plus/15, MacBook Pro/air, iPad Pro : Electronics](#)
- [User Manual](#)