



ABIWAZY AB3310 USB-C Docking Station Dual Monitor Adapter Instruction Manual

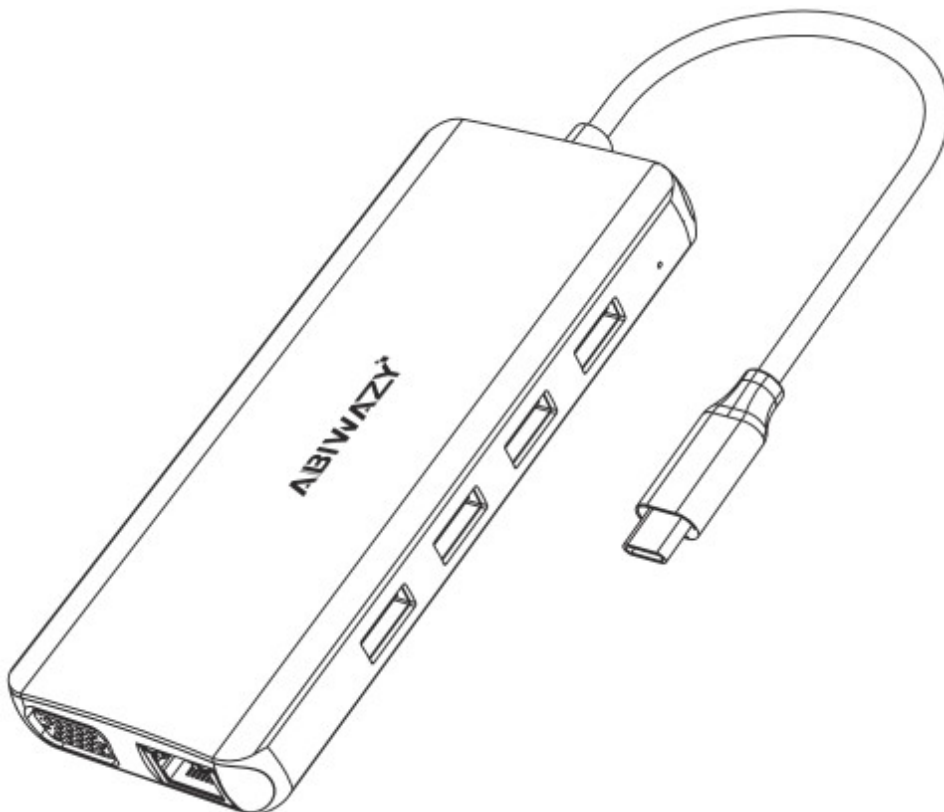
[Home](#) » [ABIWAZY](#) » ABIWAZY AB3310 USB-C Docking Station Dual Monitor Adapter Instruction Manual 

ABIWAZY

Product Manual

ALL-IN-ONE-C HUB WITH TRIPLE DISPLAY

AB3310



Contents

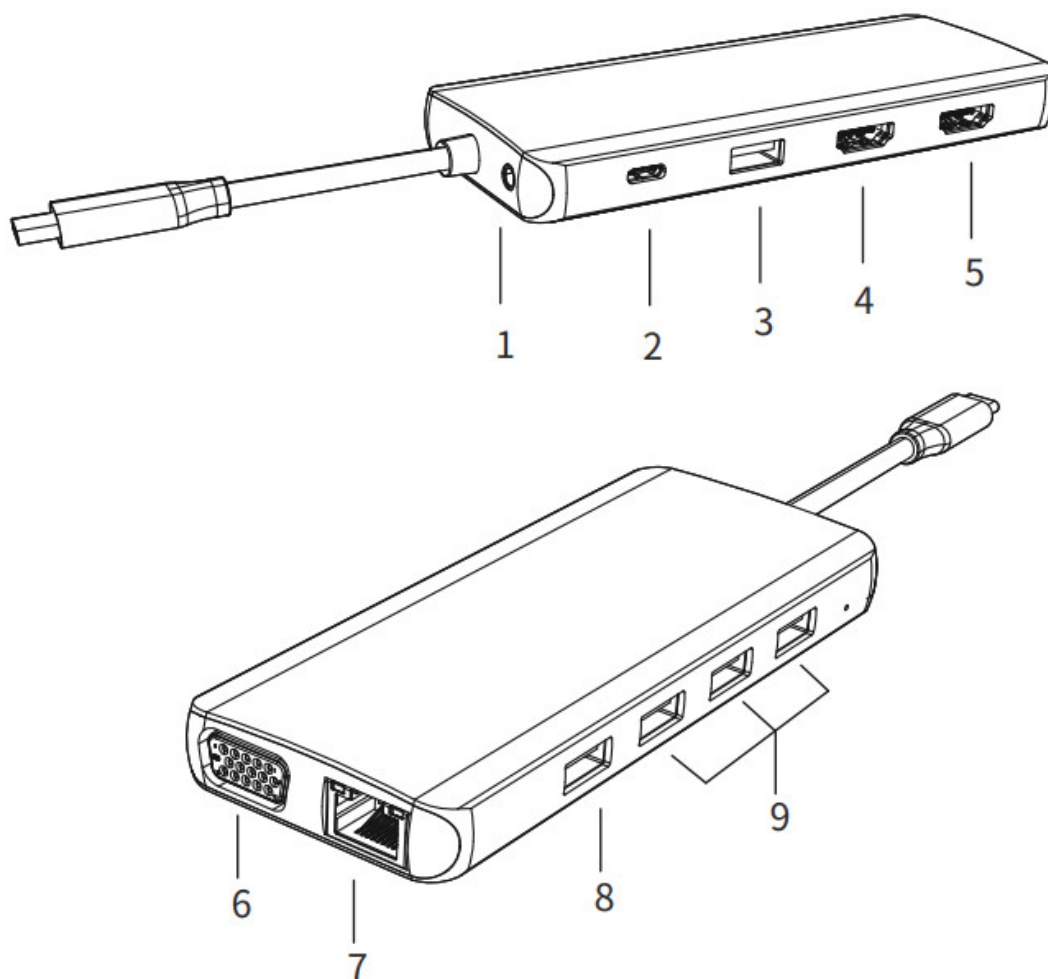
- 1 Product Introduction
- 2 Structure Diagram
- 3 Feature
- 4 Remarks
- 5 Connection
- 6 Graphics Settings for Mac
- 7 Storage Conditions
- 8 FAQ
- 9 Customer service
- 10 Documents / Resources
 - 10.1 References

Product Introduction

Thanks for purchasing ABIWAZY 11in1 hub AB3310

This is an 11-in-1 multi-function USB-C extension hub, which can extend the USB-C port of your laptop. The extra ports can be extended including HDMI, VGA, Audio/Mic, Ethernet, USB3.1, USB2.0 and PD charging.

Structure Diagram



1. 3.5mm Audio/Mic 2. USB-C PD 3.USB2.0 4. HDMI 2 5. HDMI 3	6. VGA 7. RJ45 Ethernet 8. USB2.0 9. USB3.1
---	--

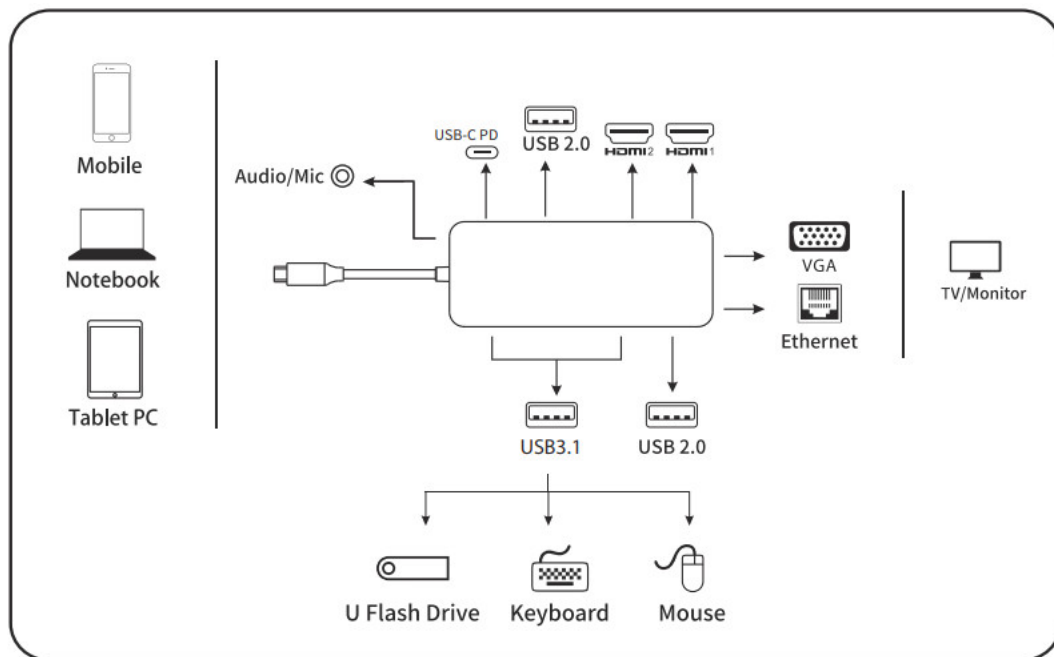
Feature

1. 3.5mm Audio & Microphone (CTIA Standard)
2. USB-C PD Charging Port: Power Delivery (PD3.0) Upstream charging the source devices such as Laptop/MacBook, charging limited to 87-96W for safety and affected by different firmware. Support 100W power adapter
3. USB 2.0 Up to 480Mbps data speed. Design for the connection of 2.4 GHz wireless devices, such as wireless keyboards/mouse adapters etc.
4. HDMI 2 video output: Up to 4Kx2K 30Hz / 3840×2160 max.
5. HDMI 1 video output:
4Kx2K 60Hz / 3840×2160 (work separately while source is DP1.4)
4Kx2K 30Hz / 3840×2160 (work separately while source is DP1.2)
6. VGA: Up to 1080P 60Hz.
7. RJ45 Gigabit Ethernet
Up to 1000Mbps, stable wired access for high-speed connectivity.
8. USB 2.0
Up to 480Mbps data speed. Design for the connection of 2.4 GHz wireless devices, such as wireless keyboards/mouse adapters etc.
9. USB 3.1
Up to 10Gb/s data speed & maximum power output 5V/0.9A, backwards compatible with USB3.0/USB2.0/USB1.1.

Remarks

1. This product supports SST (Single-Stream Transport) & MST(Multi- Stream Transport) for Windows. Note: Mac OS does not support MST.
2. HDMI resolution will be 4K @30Hz if two HDMI display simultaneously
3. HDMI resolution will be 1080P @60Hz when Dual or Triple display with VGA.

Connection

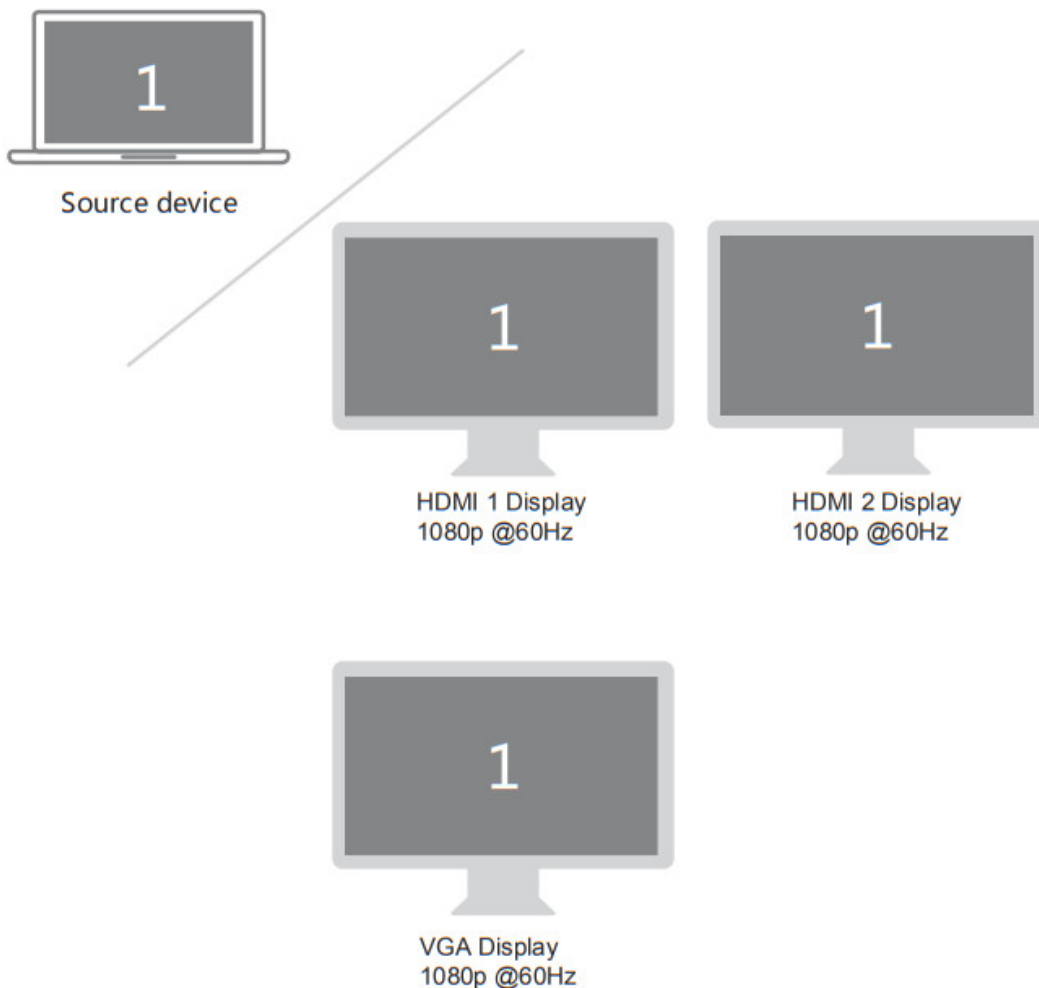


Graphics Settings for window 10

1. Clone mode

Right click on the desktop > Graphics Settings > Display

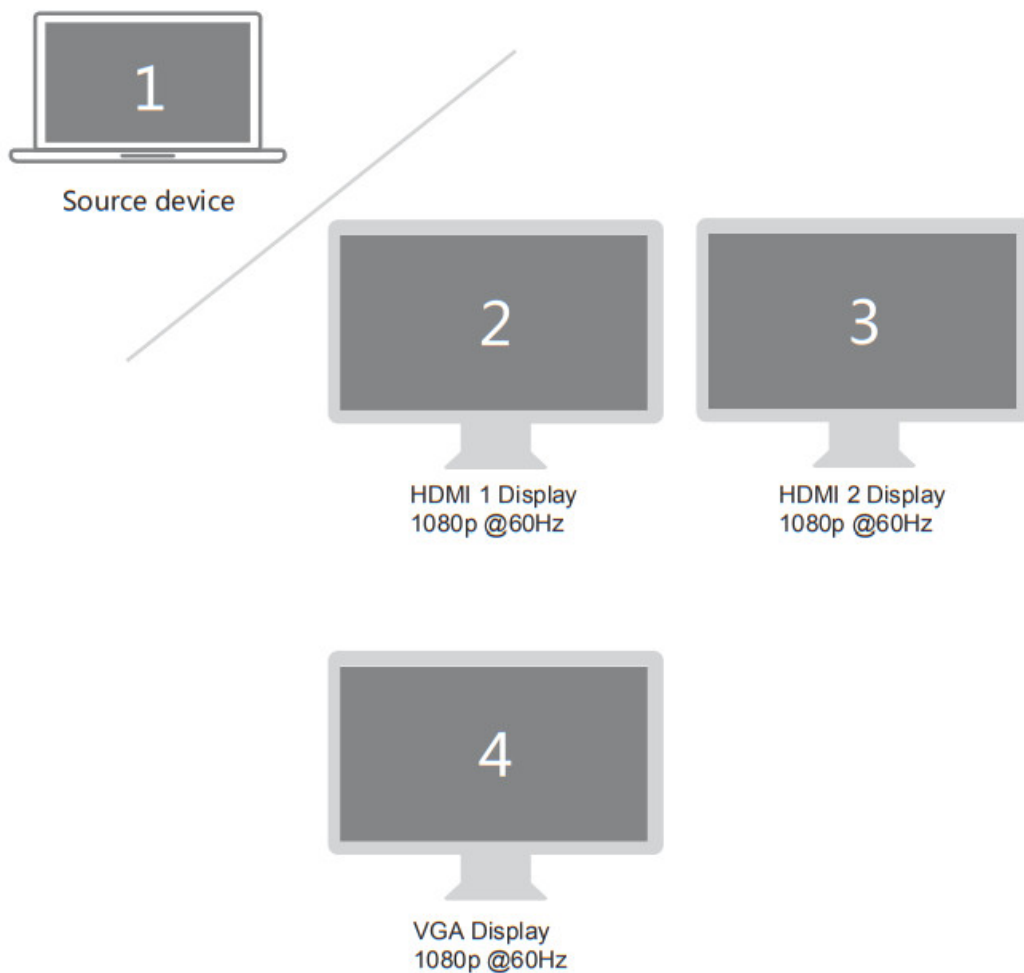
General Settings	Select Display Mode	
Color Settings	Single Display	<div>11</div>
Multiple Settings	✓ Clone Display	Detect
Custom Resolutions	Extended Desktop	
DisplayPort Topology	Collage	
	Select One or More Active Displays	
	Built-in Display	▼
	HDMI Display	▼
	VGA Display	▼



2. Extended Desktop

Right click on the desktop > Graphics Settings > Display

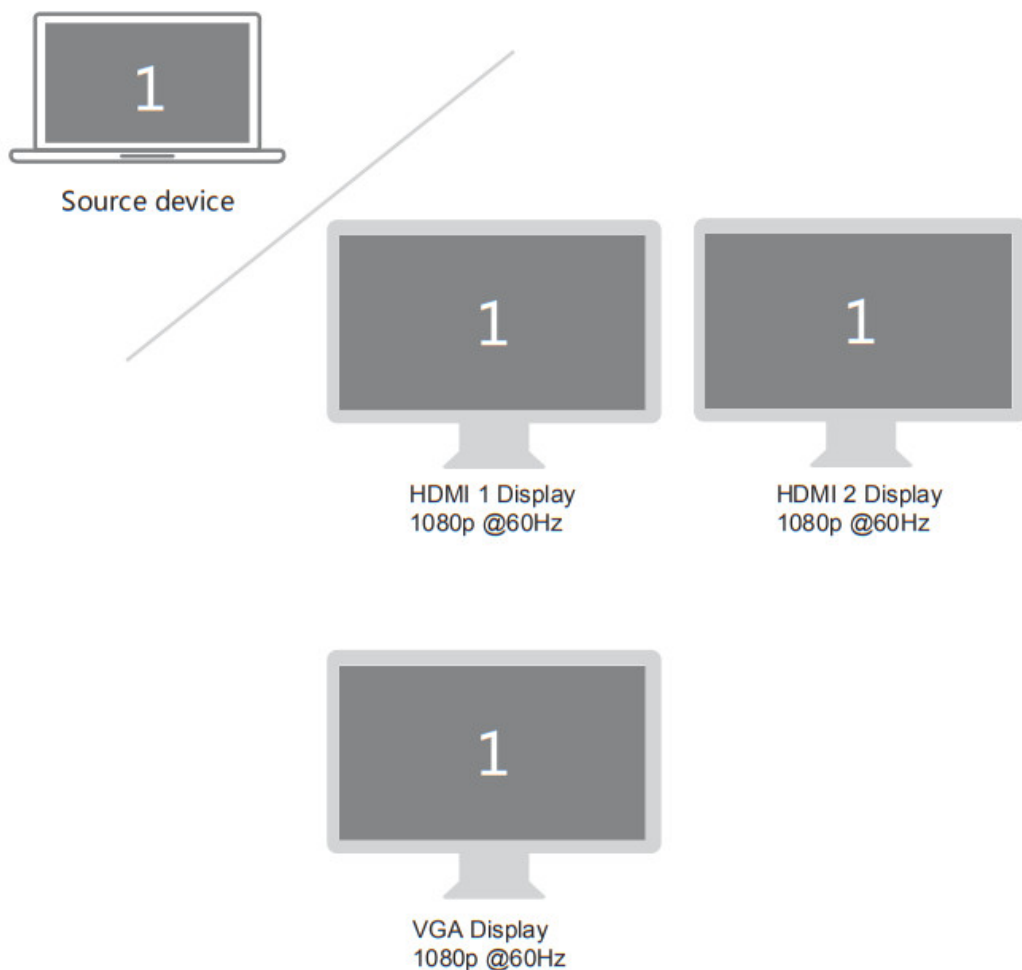
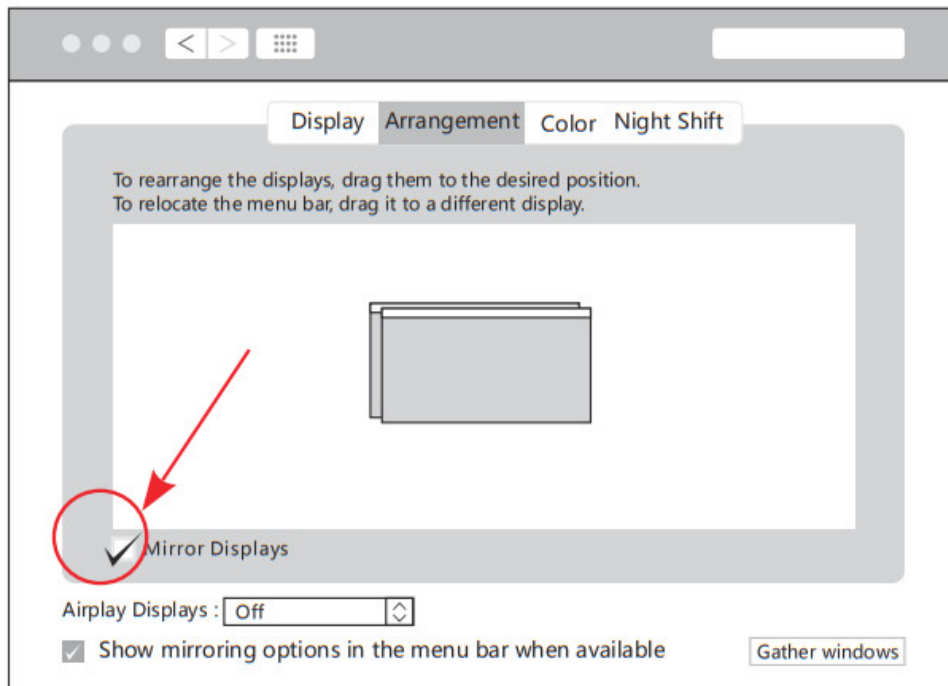
General Settings	Select Display Mode						
Color Settings	Single Display <table border="1"><tr><td>1</td><td>2</td><td>3</td><td>4</td></tr></table>	1	2	3	4		
1	2	3	4				
Multiple Settings	Clone Display Detect						
Custom Resolutions	<input checked="" type="checkbox"/> Extended Desktop						
DisplayPort Topology	Collage						
	Select One or More Active Displays						
	<table border="1"><tr><td>Built-in Display</td><td>▼</td></tr><tr><td>HDMI Display</td><td>▼</td></tr><tr><td>VGA Display</td><td>▼</td></tr></table>	Built-in Display	▼	HDMI Display	▼	VGA Display	▼
Built-in Display	▼						
HDMI Display	▼						
VGA Display	▼						



Graphics Settings for Mac

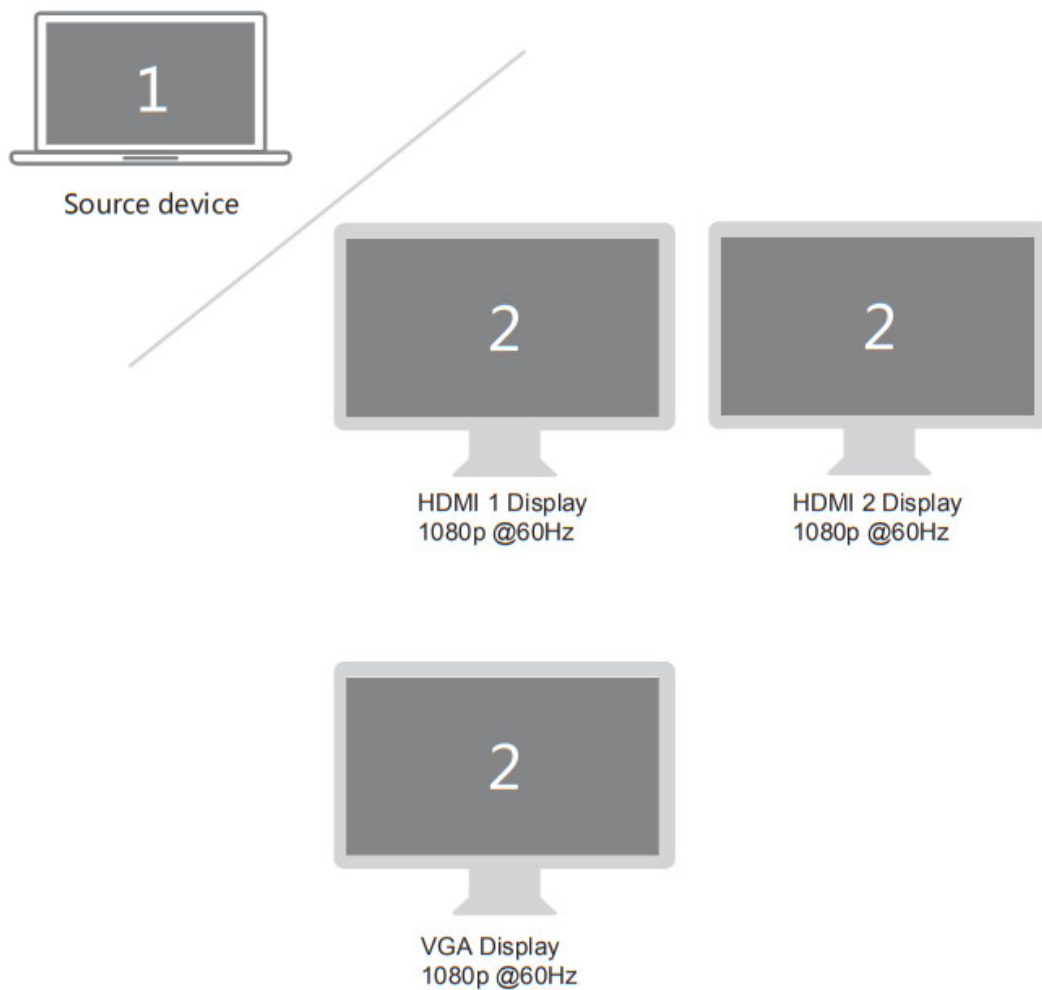
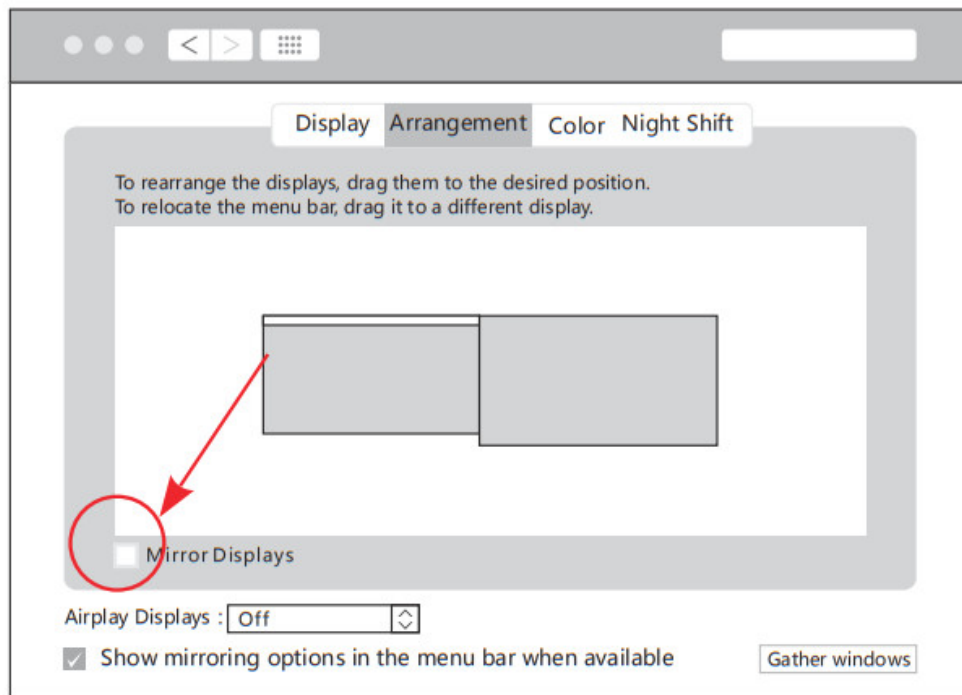
1. Mirror Display

Apple logo > System Preferences > Displays



2. Extend Display

Apple logo > System Preferences > Displays



Storage Conditions

Environmental Working Temperature: 0°C to 40 °C(32°F to 104°F)

Storage Temperature: -20°C to 85 °C(-4°F to 185°F)

Environmental Working Humidity: 20%-90%RH

Storage Humidity: 5%-95%RH

FAQ

A. Why is there no video output?

1. Please make sure the USB-C port of your devices (Laptop/Tablet) supports Video Output. 2. Please check if the cable is well connected. 3. Please use the standard HDMI cable.

B. Why is there no audio output from HDMI?

1. Please make sure your monitor supports Audio output function. 2. Please set the external monitor as default Audio output device.

C. What should I do if the display screen drops after connecting a large current HDD/SSD?

Please connect your laptop charger/adaptor to the USB-C PD charging port of product.

D. Why does the output not reach 4K 60Hz?

1. Please make sure your monitor support 4K 60Hz. 2. Please make sure the video source is 4K 60Hz. 3. Please make sure to use the 2.0 or higher version HDMI cable. 4. Please make sure your computer specification supports DP1.4 signal output.

Customer service


For any inquiries or comments concerning our products, please send an email to abiwazyus@hotmail.com (Order from North America) or abiwazyeu@hotmail.com (Order from Europe), and we will respond to you as soon as possible.



Made In China

The terms HDMI, HDMI High-Definition
Multimedia Interface, and the HDMI Logo
are trademarks or registered trademarks of
HDMI Licensing Administrator, Inc.

ABIWAZY



[ABIWAZY AB3310 USB-C Docking Station Dual Monitor Adapter](#) [pdf] Instruction Manual
AB3310 USB-C Docking Station Dual Monitor Adapter, AB3310, USB-C Docking Station Dual
Monitor Adapter, Docking Station Dual Monitor Adapter, Station Dual Monitor Adapter, Dual Mo
nitor Adapter, Monitor Adapter, Adapter, Adapter AB3310

References

-  [TCPDF](#)
- [User Manual](#)

Manuals+.