

AB Shutter3 Wireless Remote Shutter



AB Shutter3 Wireless Remote Shutter Owner's Manual

[Home](#) » [AB Shutter3](#) » AB Shutter3 Wireless Remote Shutter Owner's Manual 

Contents

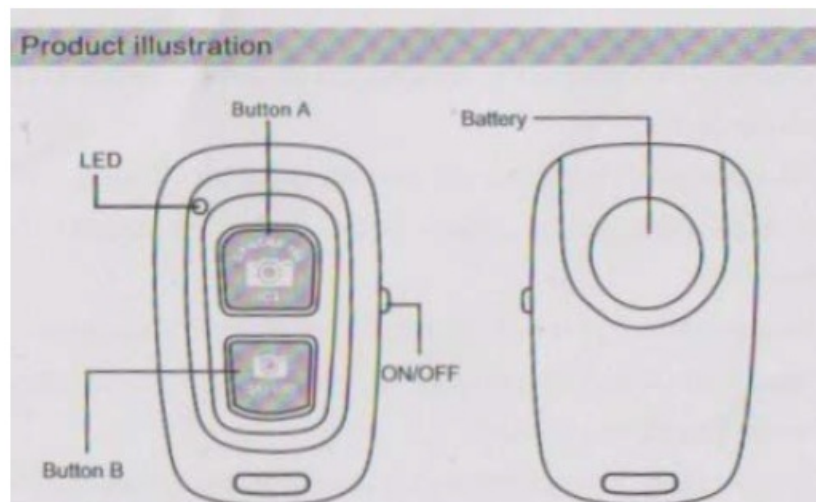
- [1 AB Shutter3 Wireless Remote Shutter](#)
- [2 Product Illustration](#)
- [3 Back View:](#)
- [4 How to Use](#)
- [5 Specifications](#)
- [6 Battery](#)
- [7 FAQ](#)
- [8 Documents / Resources](#)
 - [8.1 References](#)

AB Shutter3

AB Shutter3 Wireless Remote Shutter



Product Illustration



Front View:

- Button A
- LED
- Button B
- ON/OFF Switch

Back View:

- Battery Compartment

How to Use

Easy to Set Up, Easy to Use

1. Pairing

- Turn on the shutter by switching the on/off button. AB Shutter3 will enter into pairing mode and indicator LED starts flashing quickly at the same time.
- Activate the Wireless function on your phone and search for devices around.
- Select the device of “AB Shutter3” from the list and pairing will be finished automatically in a few seconds.

2. Shooting

- Select a correct APP and press the proper button on the shutter for iOS and Android phones to take photos.

Compatible Devices


Compatible with Android 4.2.2 OS or newer and iOS 6.0 or newer.

Specifications

MODEL	Shutter
Communication	Wireless V4.0
Transmit Frequency	2.4GHz~2.4835GHz
Communication Distance	10m (30ft)
Battery Life	CR2032 X 1 cell/about 6 months under working in 10 times a day
Dimension	48mm X 30mm X 10mm
Weight	About 8g

Battery

Positive pole upwards to install the battery.



Warnings: Ingestion Hazard

- This product contains a button cell or coin battery.
- Death or serious injury can occur if ingested.
- A swallowed button cell or coin battery can cause internal chemical burns in as little as 2 hours.
- Keep new and used batteries out of reach of children.
- Seek immediate medical attention if a battery is suspected to be swallowed or inserted inside any part of the body.

About the Button Cell Battery Tip

1. The statement "Remove and immediately recycle or dispose of used batteries according to local regulations and keep away from children. Do NOT dispose of batteries in household trash or incinerate them."
2. The statement "Even used batteries may cause severe injury or death."
3. The statement "Call a local poison control center for treatment information."
4. A statement indicating the compatible battery type (e.g., LR44, CR2032).
5. A statement indicating the nominal battery voltage.
6. The statement "Non-rechargeable batteries are not to be recharged."
7. The statement "Do not force discharge, recharge, disassemble, heat above (manufacturer's specified temperature rating) or incinerate. Doing so may result in injury due to venting, leakage or explosion resulting in chemical burns."

Additional Battery Safety Tips

1. The statement "Ensure the batteries are installed correctly according to polarity (+ and -)."
2. The statement "Do not mix old and new batteries, different brands or types of batteries, such as alkaline, carbon-zinc, or rechargeable batteries."
3. The statement "Remove and immediately recycle or dispose of batteries from equipment not used for an extended period of time according to local regulations."
4. The statement "Always completely secure the battery compartment. If the battery compartment does not close securely, stop using the product, remove the batteries, and keep them away from children."

FAQ

What devices are compatible with this remote shutter?

It is compatible with Android 4.2.2 OS or newer and iOS 6.0 or newer.

What type of battery does the remote shutter use?

It uses a CR2032 button cell battery.


How long does the battery last?

The battery lasts about 6 months under working in 10 times a day.

What should I do if a battery is swallowed?

Seek immediate medical attention if a battery is suspected to be swallowed or inserted inside any part of the body.

Documents / Resources

	AB Shutter3 Wireless Remote Shutter [pdf] Owner's Manual Wireless Remote Shutter, Remote Shutter, Shutter
---	--

References

- [User Manual](#)

[Manuals+](#), [Privacy Policy](#)

This website is an independent publication and is neither affiliated with nor endorsed by any of the trademark owners. The "Bluetooth®" word mark and logos are registered trademarks owned by Bluetooth SIG, Inc. The "Wi-Fi®" word mark and logos are registered trademarks owned by the Wi-Fi Alliance. Any use of these marks on this website does not imply any affiliation with or endorsement.