



# AAA Smart Home IQ Panel 4 Security System Control Panel User Guide

[Home](#) » [AAA Smart Home](#) » AAA Smart Home IQ Panel 4 Security System Control Panel User Guide 



## IQ Panel 4

Full control to protect what matters.

QuickStart Supplement for your new IQ Panel 4



## Contents

- [1 IQ Panel 4 Security System Control Panel](#)
- [2 New features](#)
- [3 Documents / Resources](#)
  - [3.1 References](#)
- [4 Related Posts](#)

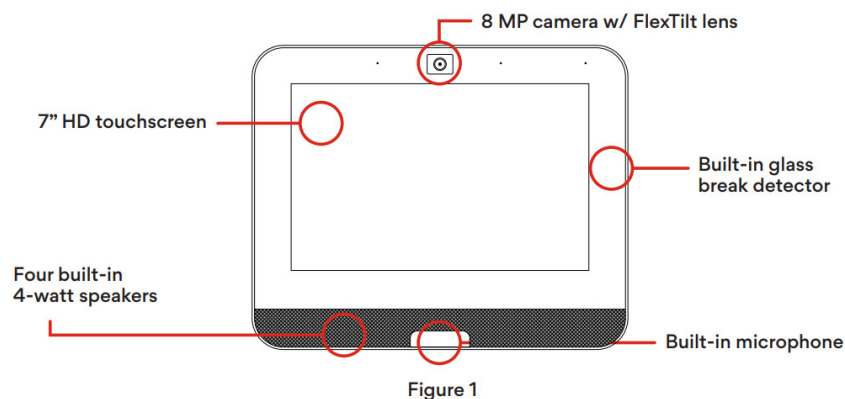
## IQ Panel 4 Security System Control Panel

**Thanks again for choosing AAA Smart Home** as your trusted home security and automation partner. This document serves as an update to the attached Self-Install Quick Start Guide for the control panel, the brains of your system. It was carefully designed for the IQ Panel 4 to get you up to speed quickly on this new device. In becoming familiar with the many enhanced features of our upgraded panel, you'll also see how accessing, controlling, and automating your system is simpler than ever. By getting accustomed now with your new panel, you can enjoy the best experience with your new purchase for years. Your safety is more assured than ever with AAA Smart Home.

### New features

#### Get to know your new IQ Panel 4.

You just unwrapped our most powerful control panel ever for total home security. Improving upon the award-winning IQ Panel 2 Plus, this model includes many indispensable enhancements and new features (figure 1).



#### Faster, wider range

IQ Panel 4 is our fastest control panel to date. A more powerful and highly integrated Qualcomm processor now enables PowerG-encrypted wireless signals to soar across dual-path LTE or Wi-Fi, and Z Wave and Bluetooth®, too.

This model was designed to keep your system reliably connected with 5x the range versus legacy wireless security, providing the fastest response time in the industry.

#### Superior camera

Your new camera captures 8MP photos for brilliant color and clarity. Also, its view now expands to a wide 120° angle, so you can see even more of the surroundings.

#### Flex-tilt camera adjustment

Easily angle the camera upward or downward to capture sharper photos for disarming, alarm videos, and more (figure 2). Making those adjustments in relation to the position of your light source may also improve the images. Requires long-reach Phillips head screwdriver.

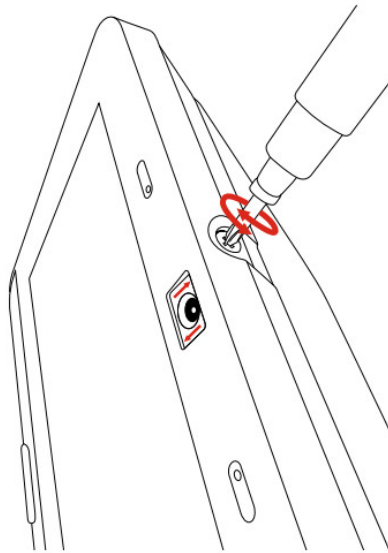


Figure 2

### **Enhanced photo frame**

Set device to display your favorite digital photos on the screen during inactivity. You can also add a weather/clock option to monitor the current weather conditions or time of day. Whenever you wish, easily edit the photos shown or turn Photo Frame on or off.

### **More internal storage**

You will now find a generous 16GB of shared internal storage space, so you no longer need SD cards. The PhotoFrame feature of the panel lets you easily upload and share them wirelessly.

### **Quadsound built-in speakers**

You now own the only security panel that dual-functions as a music player. From the bottom edge of the panel, you will notice the sharper sound of four built-in 4-watt speakers which when combined with the three built-in microphones now provides the best 2-way voice quality.

This enhanced sound means you won't miss any details like when answering video doorbell calls through the panel or streaming indoor video surveillance wirelessly.

### **Smartmount installation**

The new Smart Mount system makes wall-mounting easier without any need to open the back of the device. No external antennas to route or power lines to tuck into the wall (figure 3).

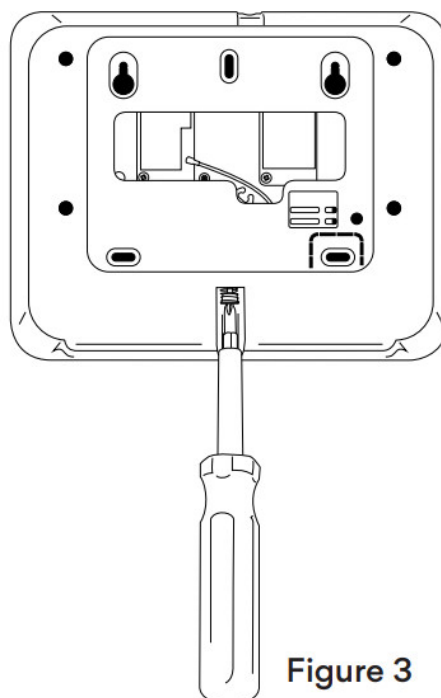
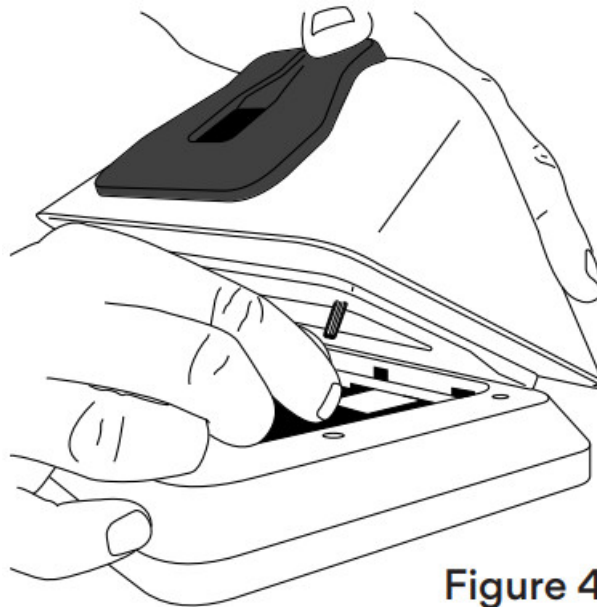


Figure 3

Want to go simpler? Just order the IQ Base Table Stand Subwoofer. This accessory can be easily installed into the back of the IQ Panel 4. It provides stability yet is lightweight (figure 4).



**Figure 4**

#### **IQ Panel 4 base/speaker (optional accessory)**

Want more bass? Just add the base! Our newest optional accessory, IQ Base Table Stand Subwoofer, will greatly enrich your overall listening experience and when streaming your favorite music.

Once installed directly into the back of your IQ Panel 4, the Base doubles as a convenient table stand. Its angle also makes the panel strain-free for fingers or wrists. Your eyes and neck will appreciate this feature just as much.



IQ Panel Base with Speaker available in black (IQP4BASE-BLK) or grey (IQP4BASE-GRY)

#### **For assistance setting up the IQ Panel 4**

or navigating features, contact our expert team or visit our self-installation support webpage:

(877) 998-1457

Monday – Friday (7 am – 7 pm MT)


Saturday (8 am – 5 pm MT)

[AAA.com/SmartHome-Install](http://AAA.com/SmartHome-Install)



Alarm License No. CA ACO 7976;  
Contractor License Nos. AZ ROC 329144, ROC 329166  
© 2022 AAA Smart Home LP All rights reserved.

## Documents / Resources

 <p><b>IQ Panel 4</b> Full control to protect what matters. Available equipment for your new IQ Panel 4.</p>	<p><a href="#">AAA Smart Home IQ Panel 4 Security System Control Panel</a> [pdf] User Guide IQ Panel 4 Security System Control Panel, IQ Panel 4, Security System Control Panel, System Control Panel, Control Panel, Panel</p>
---	---

## References

-  [AAA | American Automobile Association](#)

Manuals+.