



A4TECH FX60 Illuminate Low Profile Scissor Switch Keyboard User Guide

[Home](#) » [A4TECH](#) » A4TECH FX60 Illuminate Low Profile Scissor Switch Keyboard User Guide 

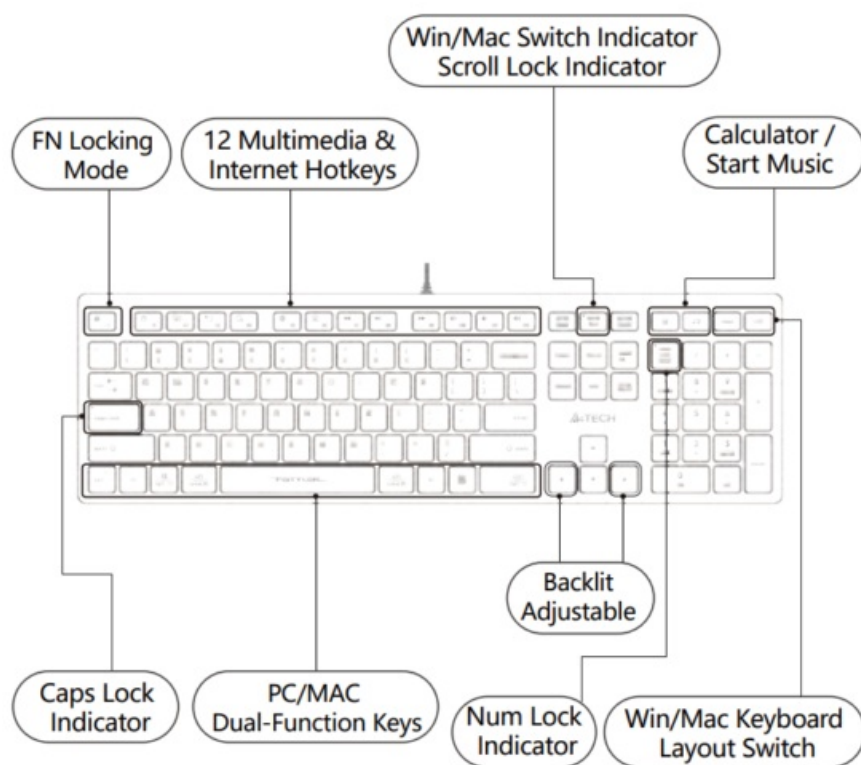
A4TECH FX60 Illuminate Low Profile Scissor Switch Keyboard



Contents

- [1 Product Features](#)
- [2 Package Including](#)
- [3 Windows/Mac OS Keyboard Layout](#)
- [4 FN Multimedia Key Combination Switch](#)
- [5 Other FN Shortcuts Switch](#)
- [6 Dual-Function Key](#)
- [7 Product Specifications](#)
- [8 Q & A](#)
- [9 Customer Support](#)
- [10 Documents / Resources](#)
 - [10.1 References](#)
- [11 Related Posts](#)

Product Features




Package Including



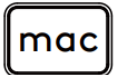
- Illuminate Keyboard



- User Manual



Windows/Mac OS Keyboard Layout

System	Shortcut [Short Press for 1S]	Indicator Light
Windows		 Scroll Lock Flashing Off
Mac OS		

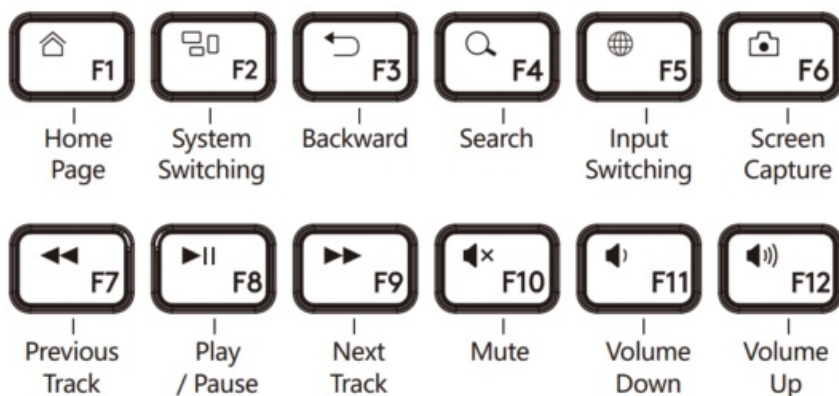
Note: Windows is default system layout.

The device will remember the last keyboard layout, please switch as needed.




FN Multimedia Key Combination Switch



FN Lock Mode: To select the Multimedia features as your main command, lock the FN mode by pressing FN+ESC. To unlock, press FN+ESC again.














Other FN Shortcuts Switch

Shortcuts	win (Windows)	mac (Mac OS)
	Keyboard Backlit + / –	Keyboard Backlit + / –
	Device Brightness + / –	Device Brightness + / –
	Scroll Lock	Not Support

Note: The final function refer to the actual system.

Dual-Function Key

Shortcuts	win (Windows)	mac (Mac OS)
	Switching Steps: 1. Choose Windows layout by pressing win. 2. Choose Mac OS layout by pressing mac.	
	Ctrl	Control ^
	Start 	Option 
	Alt	Command 
	Alt (Right)	Command 
	Ctrl (Right)	Option 

Product Specifications

- **Model:** FX60
- **Switch:** Scissor Switch
- **Actuation Point:** 1.8 ± 0.3 mm
- **Keycaps:** Chocolate Style
- **Character:** Silk Printing + UV
- **Keyboard Layout:** Win / Mac
- **Hotkeys:** FN + F1 ~ F12
- **Report Rate:** 125 Hz
- **Backlit Adjustable:** FN + ◀▶
- **Cable Length:** 150 cm
- **Port:** USB
- **Includes:** Keyboard, User Manual
- **System Platform:** Windows / Mac

Q & A

Question: Can the keyboard support Mac platforms?

Answer: **Support:** Windows | Mac keyboard layout switching.

Question: Does the layout can be remembered?

Answer: The layout you used last time will be remembered.

Question: Why does the function light not indicate in Mac OS System?

Answer: Because the Mac OS system does not have this function.


Customer Support



FSTYLER
COLLECTION



Documents / Resources

	<p>A4TECH FX60 Illuminate Low Profile Scissor Switch Keyboard [pdf] User Guide FX60, FX60 Illuminate Low Profile Scissor Switch Keyboard, Illuminate Low Profile Scissor Switch Keyboard, Low Profile Scissor Switch Keyboard, Profile Scissor Switch Keyboard, Scissor Switch Keyboard, Switch Keyboard, Keyboard</p>
---	--

References

- ch.com
- [A4TECH Official Website](#)
- [User Manual](#)

[Manuals+](#), [Privacy Policy](#)

This website is an independent publication and is neither affiliated with nor endorsed by any of the trademark owners. The "Bluetooth®" word mark and logos are registered trademarks owned by Bluetooth SIG, Inc. The "Wi-Fi®" word mark and logos are registered trademarks owned by the Wi-Fi Alliance. Any use of these marks on this website does not imply any affiliation with or endorsement.