

**A4TECH®**  
**FX50 Fstyler**  
**Low Profile**  
**Scissor**  
**Switch**  
**Keyboard**



# A4TECH FX50 Fstyler Low Profile Scissor Switch Keyboard User Guide

[Home](#) » [A4TECH](#) » A4TECH FX50 Fstyler Low Profile Scissor Switch Keyboard User Guide 

## Contents

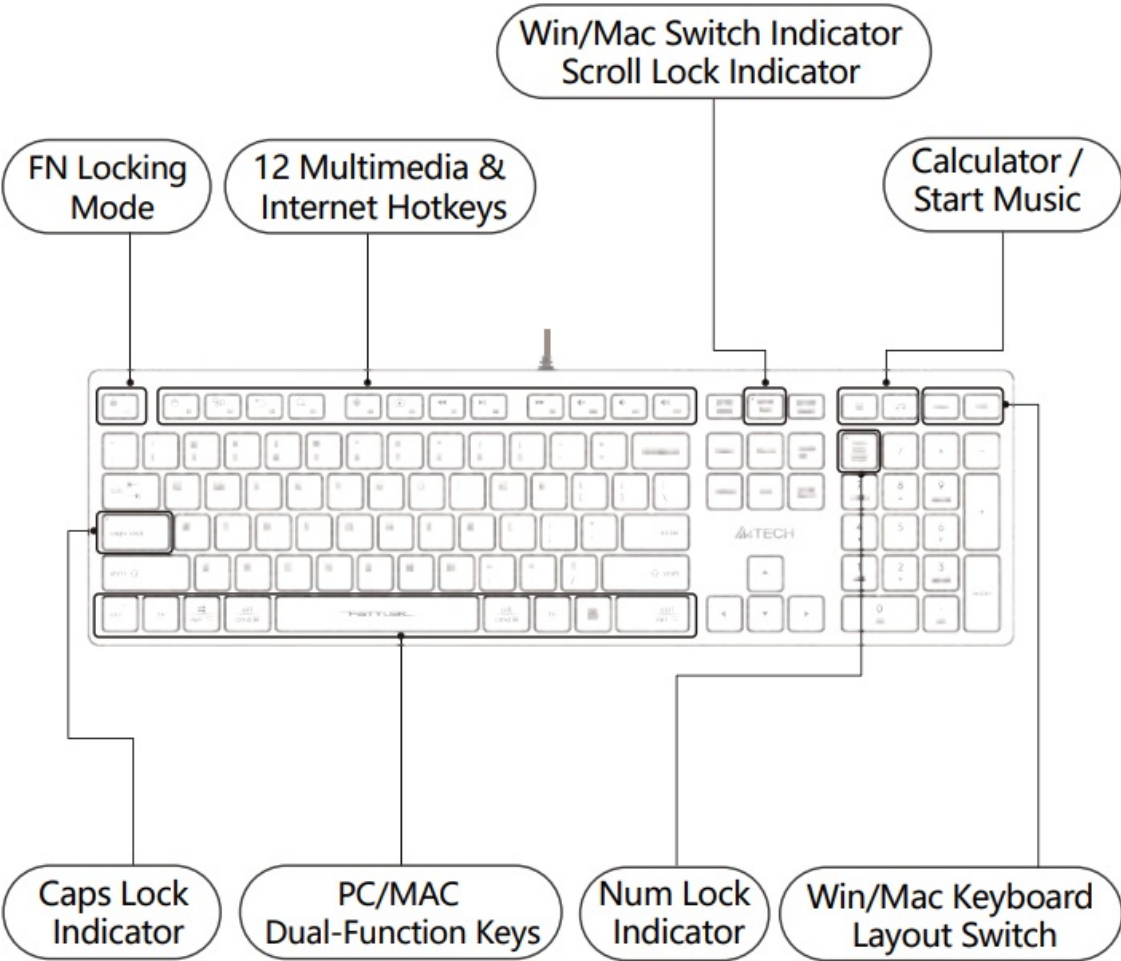
- [1 A4TECH FX50 Fstyler Low Profile Scissor Switch Keyboard](#)
- [2 Product Features](#)
- [3 Package Including](#)
- [4 Windows/Mac OS Keyboard Layout](#)
- [5 FN Multimedia Key Combination Switch](#)
- [6 Product Specifications](#)
- [7 FAQs](#)
- [8 Documents / Resources](#)
  - [8.1 References](#)
- [9 Related Posts](#)



## A4TECH FX50 Fstyler Low Profile Scissor Switch Keyboard



Product Features






Package Including



Keyboard

Windows/Mac OS Keyboard Layout

System	Shortcut [Short Press for 1S]	Indicator Light
Windows		 Scroll Lock Flashing Off
Mac OS		

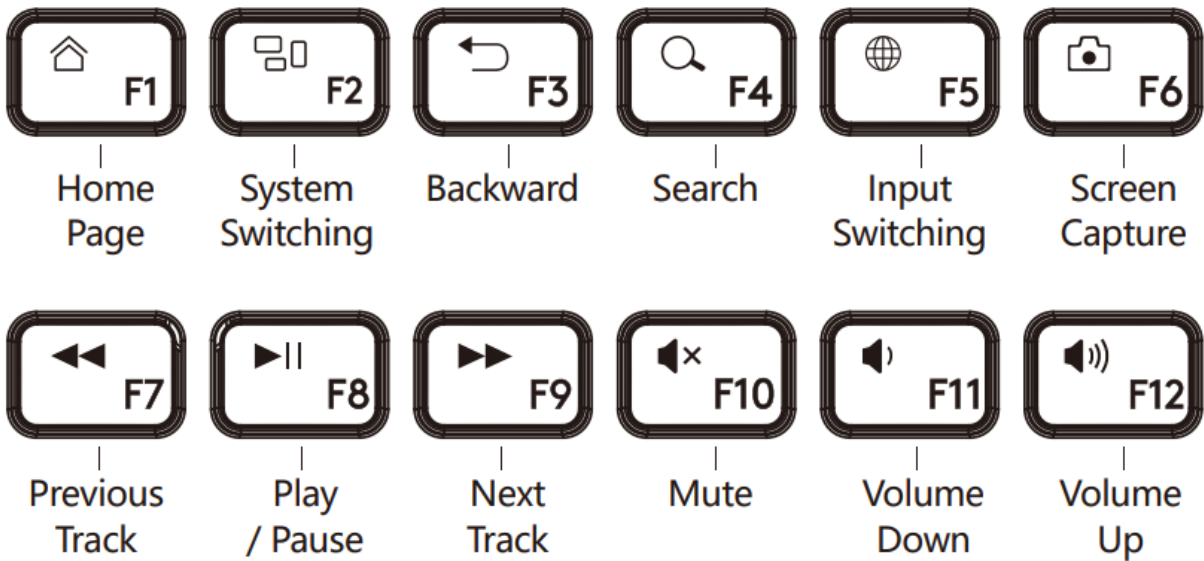
**Note:** Windows is the default system layout. The device will remember the last keyboard layout, please switch as needed.

**FN Multimedia Key Combination Switch**

FN Mode: You can lock & unlock Fn mode by short-pressing FN + ESC by turn.



- 1. Lock Fn Mode: No need to press the FN key
- 2. Unlock Fn Mode: FN + ESC
  - After pairing, the FN shortcut is locked in FN mode by default, and the locking FN is memorized when switching and shutting down
















**Other FN Shortcuts Switch**

- Use shortcuts for Brightness +/-, Scroll Lock, and more based on the system in use.

Shortcuts	win (Windows)	mac (Mac OS)
	Brightness +	Brightness +
	Brightness -	Brightness -
	Scroll Lock	Not Support

**Dual-Function Key**

- Utilize key combinations like Ctrl, Start, Option, Alt, Command, etc., for different functions

Shortcuts	win (Windows)	mac (Mac OS)
 / 	Switching Steps: ① Choose Windows layout by pressing win. ② Choose Mac OS layout by pressing mac.	
	Ctrl	Control 
	Start 	Option 
	Alt	Command 
	Alt (Right)	Command 
	Ctrl (Right)	Option 

Product Specifications

- Model: FX50
- Switch: Scissor Switch
- Actuation Point: 1.8 ± 0.3 mm
- Keycaps: Chocolate Style
- Character: Silk Printing + UV
- Keyboard Layout: Win / Mac
- Hotkeys: FN + F1 – F12
- Report Rate: 125 Hz
- Cable Length: 150 cm
- Port: USB
- includes: Keyboard, User Manual
- System Platform: Windows / Mac

FAQs

Can the keyboard support Mac platforms?

Support: Windows | Mac keyboard layout switching.

Does the layout can be remembered?

The layout you used last time will be remembered.

Why can't the function lights in the Mac system prompt?


Because the Mac system does not have this function

## QR CODE





- <http://www.a4tech.com/>

## Documents / Resources

	<a href="#">A4TECH FX50 Fstyler Low Profile Scissor Switch Keyboard</a> [pdf] User Guide FX50, FX50-EN-GD-20211213-J3 70510-6780R, FX50 Fstyler Low Profile Scissor Switch Keyboard, FX50, Fstyler Low Profile Scissor Switch Keyboard, Profile Scissor Switch Keyboard, Scissor Switch Keyboard, Switch Keyboard, Keyboard
---	--

## References

-  [ch.com](#)
-  [A4TECH Official Website](#)
- [User Manual](#)

[Manuals+](#), [Privacy Policy](#)

This website is an independent publication and is neither affiliated with nor endorsed by any of the trademark owners. The "Bluetooth®" word mark and logos are registered trademarks owned by Bluetooth SIG, Inc. The "Wi-Fi®" word mark and logos are registered trademarks owned by the Wi-Fi Alliance. Any use of these marks on this website does not imply any affiliation with or endorsement.