



A4TECH FGK21C Wireless Rechargeable Numeric User Guide

[Home](#) » [A4TECH](#) » A4TECH FGK21C Wireless Rechargeable Numeric User Guide 



FGK21C



QUICK START GUIDE

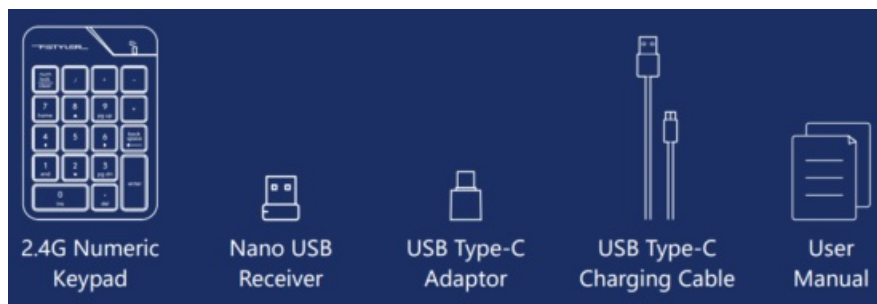


Contents

- 1 WHAT'S IN THE BOX
- 2 CONNECTING 2.4G DEVICE
- 3 CHARGING & INDICATOR
- 4 LOW BATTERY INDICATOR
- 5 TECH SPEC
- 6 WARNING STATEMENT
- 7 Documents / Resources
 - 7.1 References
- 8 Related Posts



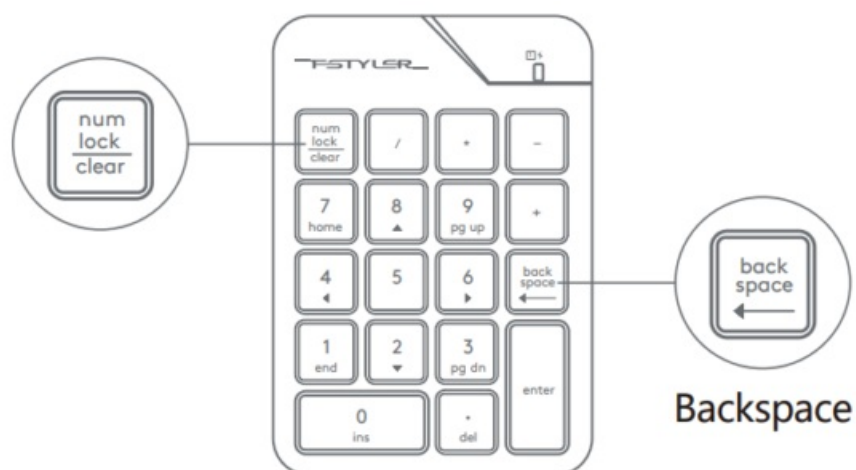
WHAT'S IN THE BOX



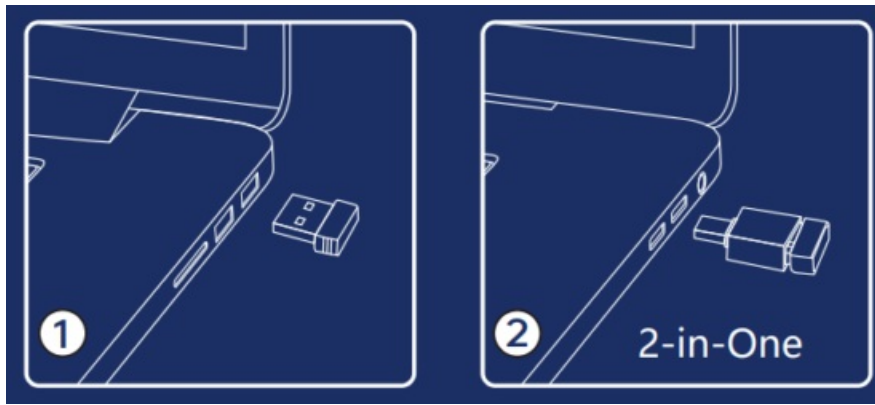
KNOW YOUR NUMERIC KEYPAD

Dual Modes Num Lock

1. Synchronous (Default)
2. Asynchronous
(Press NumLock Key for 3s)

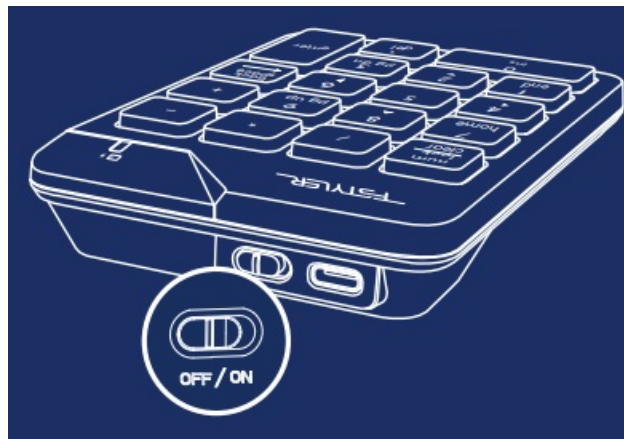


CONNECTING 2.4G DEVICE



1

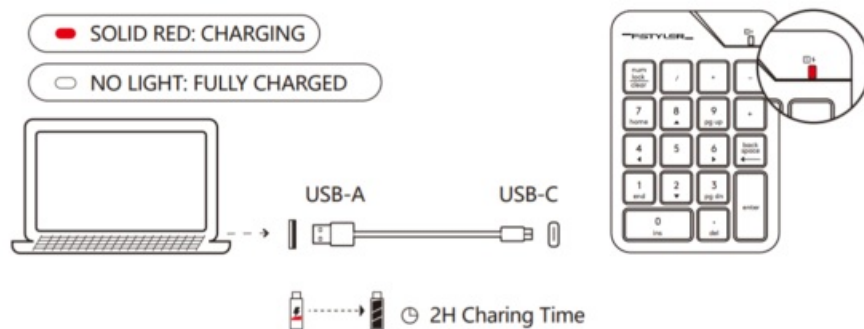
1. Plug the receiver into the computer USB port.
2. Use the Type-C adaptor to connect the receiver with the computer's Type-C port.



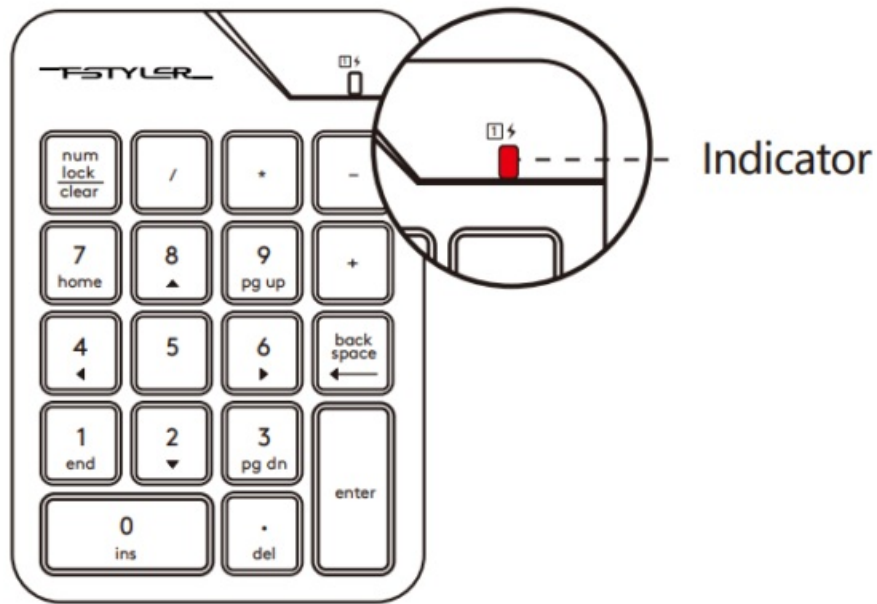
2

Turn the numeric keypad's power switch to on.

CHARGING & INDICATOR

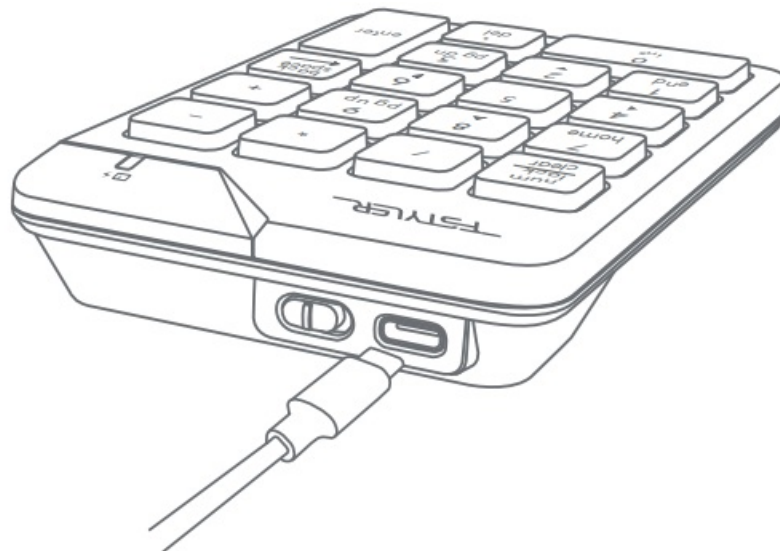


LOW BATTERY INDICATOR



Flashing Red light indicates when the battery is below 25%.

TYPE-C RECHARGEABLE



Built-in Lithium Battery



TECH SPEC

Connection: 2.4G Hz	Keycap: Low-Profile
Operation Range: 10~15 m	Keys No.: 18
Report Rate: 125 Hz	Character: Laser Engraving
Charging Cable: 60 cm	Size: 87 x 124 x 24 mm
System: Windows 7/8/8.1/10/11	Weight: 88 g (w/ battery)



WARNING STATEMENT

The following actions may/will cause damages to the product.

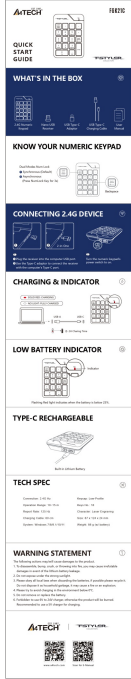
1. To disassemble, bump, crush, or throwing into fire, you may cause irrefutable damages in event of the lithium battery leakage.
2. Do not expose under the strong sunlight.
3. Please obey all local laws when discarding the batteries, if possible please recycle it.
Do not dispose it as household garbage, it may cause a fire or an explosion.
4. Please try to avoid charging in the environment below 0°C.
5. Do not remove or replace the battery.
6. Forbidden to use 6V to 24V charger, otherwise the product will be burned.
Recommended to use a 5V charger for charging.



Scan for E-Manual

<http://www.a4tech.com>

Documents / Resources



[A4TECH FGK21C Wireless Rechargeable Numeric](#) [pdf] User Guide
FGK21C Wireless Rechargeable Numeric, FGK21C, Wireless Rechargeable Numeric, Rechargeable Numeric, Numeric

References

- [User Manual](#)

Manuals+ Privacy Policy

This website is an independent publication and is neither affiliated with nor endorsed by any of the trademark owners. The "Bluetooth®" word mark and logos are registered trademarks owned by Bluetooth SIG, Inc. The "Wi-Fi®" word mark and logos are registered trademarks owned by the Wi-Fi Alliance. Any use of these marks on this website does not imply any affiliation with or endorsement.