

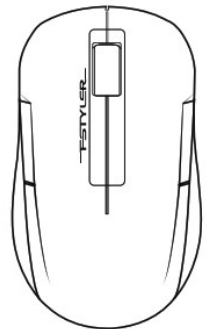



A4TECH FG2300 Air 2.4G Wireless Keyboard and Mouse Combo User Guide

[Home](#) » [A4TECH](#) » A4TECH FG2300 Air 2.4G Wireless Keyboard and Mouse Combo User Guide 



QUICK START GUIDE



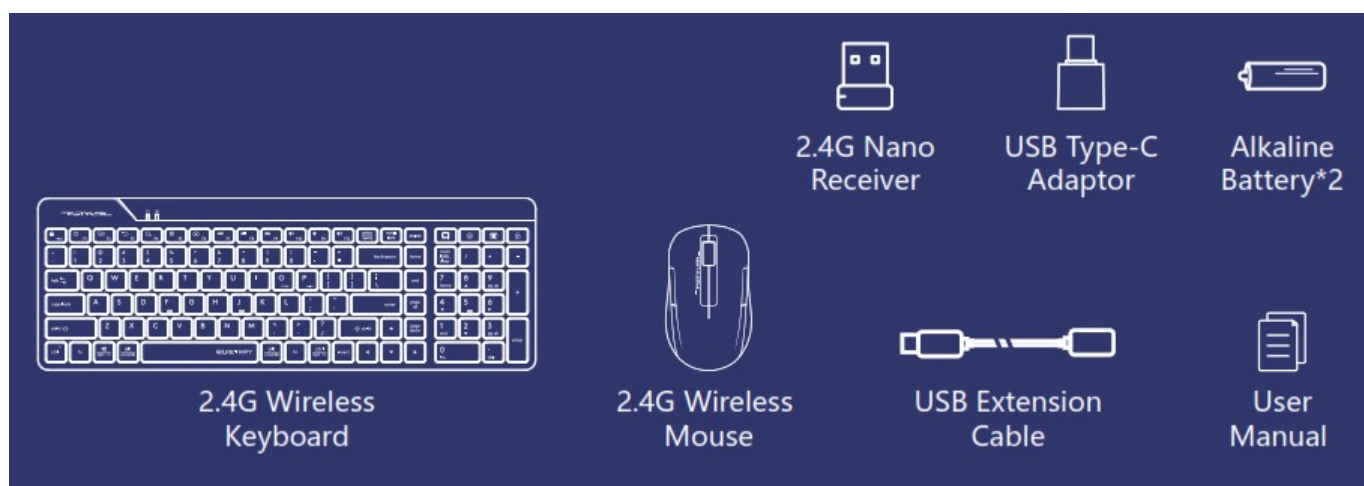
FSTYLER
COLLECTION
FG2300 Air

Contents

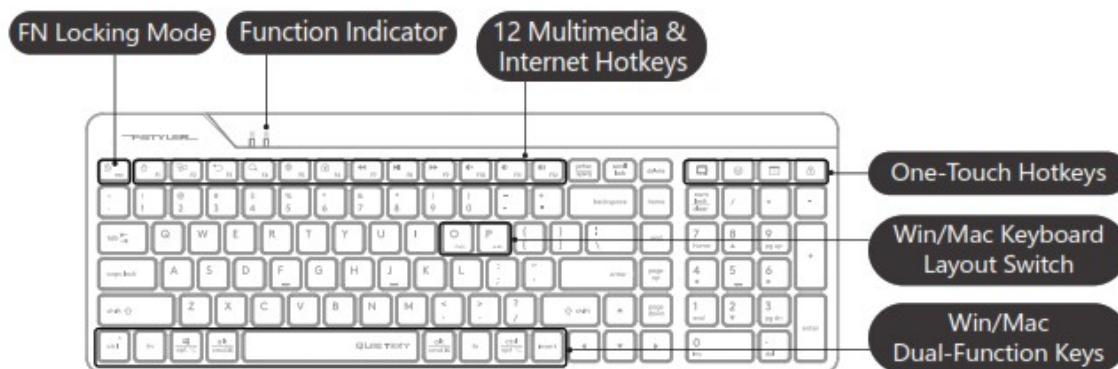
- 1 WHAT'S IN THE BOX
- 2 KNOW YOUR KEYBOARD
- 3 THE FLANK / BOTTOM
- 4 SYSTEM SWAP
- 5 WINDOWS/MAC OS KEYBOARD LAYOUT
- 6 FN MULTIMEDIA KEY COMBINATION SWITCH
- 7 KNOW YOUR MOUSE
- 8 CONNECTING 2.4G DEVICE
- 9 TECH SPEC
- 10 Q & A
- 11 WARNING STATEMENT
- 12 Documents / Resources



WHAT'S IN THE BOX



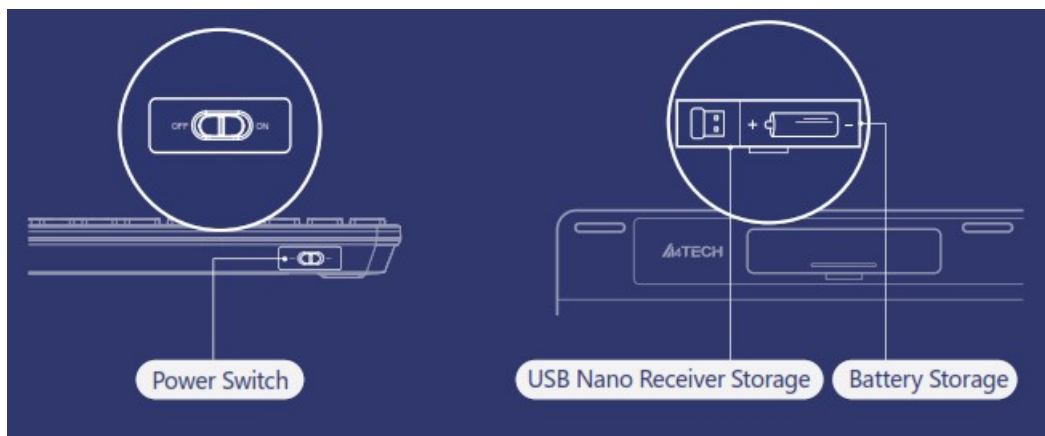
KNOW YOUR KEYBOARD



Flashing Red light indicates when the battery is below 25%.






THE FLANK / BOTTOM



SYSTEM SWAP



WINDOWS/MAC OS KEYBOARD LAYOUT

| System | Shortcut [Long Press for 3S] | Indicator Light |
|---------|---|------------------|
| Windows |  +  | m/w Flashing Off |
| Mac OS |  +  | |



FN MULTIMEDIA KEY COMBINATION SWITCH

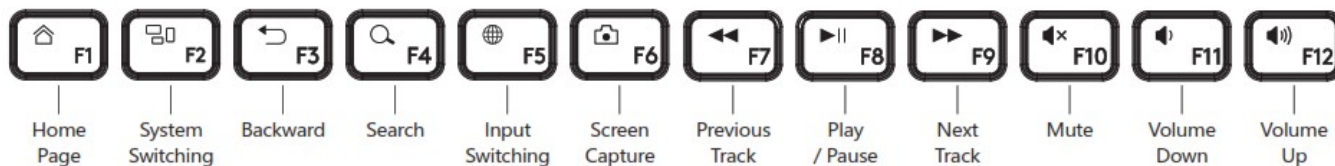


FN Mode: You can lock & unlock Fn mode by short pressing FN + ESC by turn.

1. Lock Fn Mode: No need to press FN key

2. Unlock Fn Mode: FN + ESC

※ After pairing, FN shortcut is locked in FN mode by default, and the locking FN is memorized when switching and shutting down.

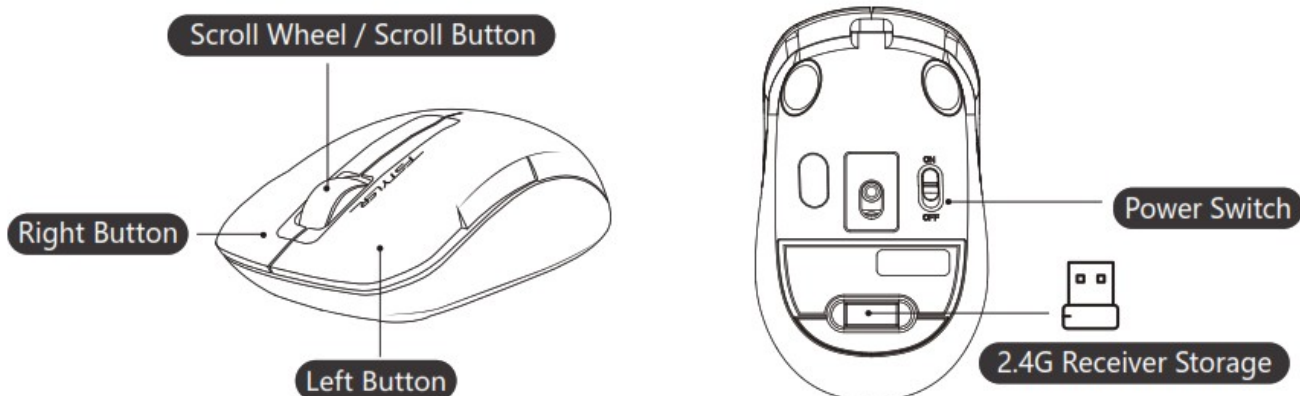


DUAL-FUNCTION KEY

Multi-System Layout

| Shortcuts | win (Windows) | mac (Mac OS) |
|-----------|--|--------------|
| | Switching Steps: ① Choose Mac layout by pressing Fn+O. ② Choose Windows layout by pressing Fn+P. | |
| | Ctrl | Control |
| | Start | Option |
| | Alt | Command |
| | Alt (Right) | Command |
| | Ctrl (Right) | Option |

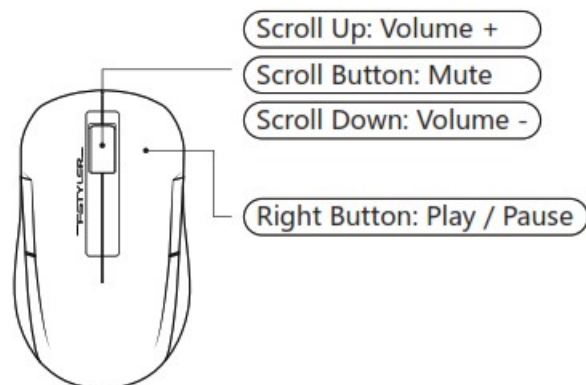
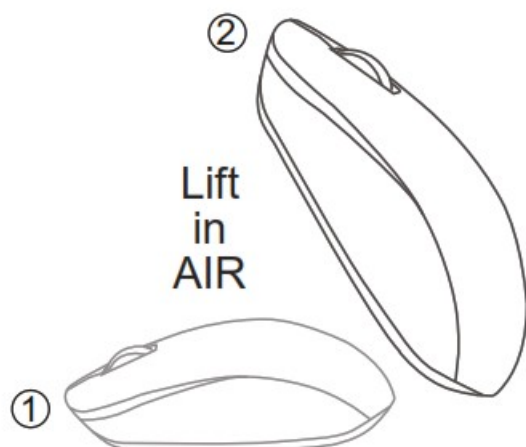
KNOW YOUR MOUSE



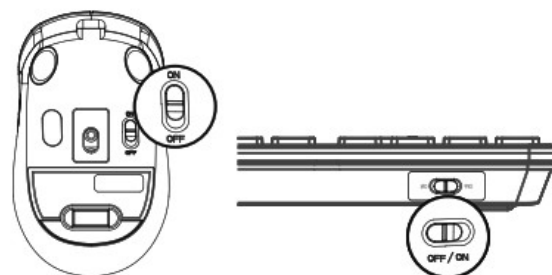
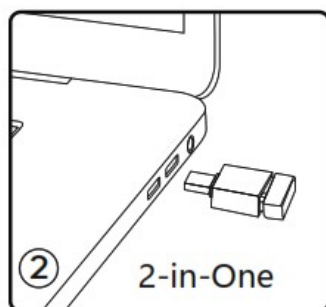
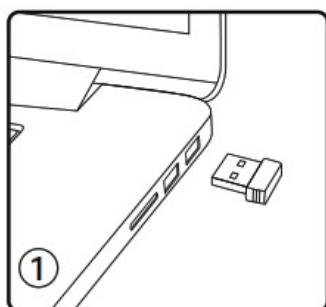
[Desk + Air] DUAL FUNCTIONS

Just lift up the mouse in the air to turn it into a multimedia controller.

1. On the Desk
Standard Mouse Performance
2. Lift in Air
Multimedia Player Controller



CONNECTING 2.4G DEVICE



1. Plug the receiver into the computer's USB port.
 2. Use the Type-C adaptor to connect the receiver with the computer's Type-C port.
- Turn the mouse & numeric keypad's power switch to on.



TECH SPEC



Sensor: Optical

Style: Symmetric

Report Rate: 125 Hz

Resolution: 1200 DPI

Buttons No.: 3

Size: 108 x 64 x 35 mm

Weight: 85 g (w/ battery)

Keycap: Chocolate Style



Keyboard Layout: Win / Mac

Character: Laser Engraving

Report Rate: 125 Hz

Size: 395 x 138 x 26 mm

Weight: 429 g (w/ battery)



Connection: 2.4G Hz

Operation Range: 10~15 m

System: Windows 7/8/8.1/10/11

Q & A

Question Can the keyboard support Mac platforms?

Answer Support: Windows | Mac keyboard layout switching.

Question Does the layout can be remembered?

Answer The layout you used last time will be remembered.

Question Why can't the function lights in Mac system prompt?

Answer Because Mac system does not have this function.

WARNING STATEMENT



The following actions may damage the product.

1. To disassemble, bump, crush, or throw into fire is forbidden for the battery.
2. Do not expose under the strong sunlight or high temperature.
3. The discard of battery should obey to the local law, if possible please recycle it.
Do not dispose it as household garbage, because it may cause an explosion.
4. Do not continue to use if severe swelling occurs.
5. Please do not charge the battery.




www.a4tech.com
<http://www.a4tech.com>



Scan for E-Manual
<http://www.a4tech.com/manuals/FB2535C/>

Documents / Resources

| | |
|---|--|
|  | <p>A4TECH FG2300 Air 2.4G Wireless Keyboard and Mouse Combo [pdf] User Guide FG2300 Air 2.4G Wireless Keyboard and Mouse Combo, FG2300 Air, 2.4G Wireless Keyboard and Mouse Combo, Wireless Keyboard and Mouse Combo, Keyboard and Mouse Combo, Keyboard and Mouse, Keyboard, Mouse</p> |
|---|--|